

UpRight AB38 Series

boom lifts

compact articulated



Working heights up to
13.5m (44ft.)

Electric or bi-energy

Excellent up-and- over
ability with 6.1m (20ft.)
working outreach at 5.4m
(17ft. 8in.) clearance height

Simple one-hand
proportional control

Tight inside turning radius
compact 0.4m (15in.)

Efficient direct electric drive

Optional platform rotator

Five year
structural warranty



specifications	AB38	AB38 Lite	AB38 Bi-Energy
working height (max.)	13.5m (44ft.)*	13.5m (44ft.)*	13.5m (44ft.)*
platform height (max.)	11.45m (37ft. 7in.)	11.45m (37ft. 7in.)	11.45m (37ft. 7in.)
working outreach (max.)	6.1m (20ft.)	5.1m (17ft.)	6.1m (20ft.)
clearance height at max. outreach	5.40m (17ft. 8in.)	5.40m (17ft. 8in.)	5.40m (17ft. 8in.)
platform capacity - 2 persons	215kg (475lbs.)	200kg (440lbs.)	215kg (475lbs.)
platform size - outside	0.6m x 1.2m (24in. x 48in.)		
overall width B	1.50m (4ft. 11in.)	1.71m (5ft. 6in.)	1.50m (4ft. 11in.)
overall length C	4.04m (13ft. 3in.)	4.04m (13ft. 3in.)	4.04m (13ft. 3in.)
stowed height A	2.0m (6ft. 5in.)	2.0m (6 ft. 5 in.)	2.0m (6 ft. 5 in.)
inside turning radius	0.4m (1ft. 3in.)	0.4m (1ft. 3in.)	0.4m (1ft. 3in.)
outside turning radius	2.4m (7ft. 10in.)	2.66m (8.73ft.)	2.4m (7ft. 10in.)
ground clearance	150mm (6in.)	150mm (6in.)	150mm (6in.)
gross weight	3,550kg (7,826lbs.)	2,950kg (6,504lbs.)	3,750kg (8,267lbs.)
drive speed stowed	4km/h (2.5mph.)	4km/h (2.5mph.)	4km/h (2.5mph.)
drive speed elevated	0.7km/h (0.43mph.)	0.7km/h (0.43mph.)	0.7km/h (0.43mph.)
gradeability	19.5 degrees (36%)	19.5 degrees (36%)	19.5 degrees (36%)
power source	8 x 6V 220 Ah batteries		8 x 6V 220 Ah batteries 80Amp/48V Engine Alternator combination

controls	smooth, one-hand proportional controller		
engine	na	na	Kubota OC95
fuel	na	na	Diesel
fuel consumption	na	na	0.8L per hour
power	na	na	6.5KW @ 3000 RPM
noise level	na	na	84dB
diesel tank capacity	na	na	12L (separately mounted diesel tank)
alternator	na	na	80Amps @ 48V
engine key switch	na	na	located on upper control station
diagnostics	na	na	automatic shutdown in the event of low oil pressure
Hinge over sound suppressed cover	na	na	quick and easy access to engine/alternator

*Metric working height is 2m above platform height. Working height in the U.S. is 6 ft. above platform height. Specifications subject to change without notice. Photos and diagrams in this brochure are for promotional purposes only. Refer to appropriate UpRight Operator's manual for detailed instructions on the proper use and maintenance of this equipment.

standard features

Proportional one-hand controller
 Minimal front boom overhang
 Ultra-tight inside turning radius
 Tilt alarm
 Large, two person platform
 Direct DC drive parallel wired wheel motors
 Non-marking tyres
 Duplicate boom controls at ground level
 1 year parts/service
 5 year structural warranty

options

Flashing amber beacon
 Power cable to platform
 Manual platform rotator
 Special paint colours
 Environmental green oil



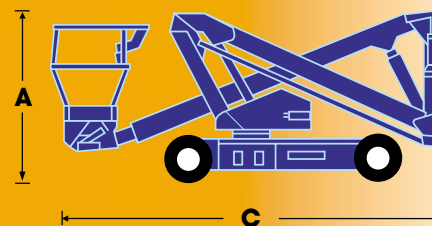
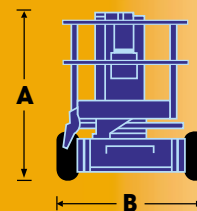
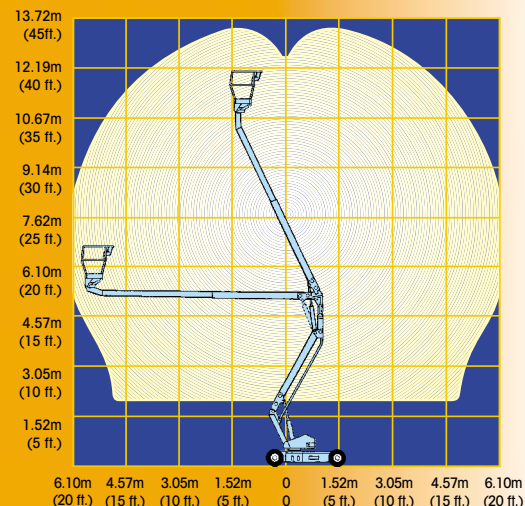
Class leading turning radius.



Manual platform rotator (optional)



Compact stowed dimensions.



manufactured by

UpRight

Meets or exceeds applicable requirements of OSHA and ANSI A92.5 - 1999.



This product is available with the CE mark confirming compliance with all relevant European Machinery Directives

UpRight

GLOBAL PROVIDER OF ACCESS SOLUTIONS