

SERVICE BULLETIN SB99.9C

Machines/Models: LX31,41,50 European with Outriggers

Serial Numbers:
2747 to 2965

THIS BULLETIN IS A SERVICE ADVISORY TO BE CARRIED OUT AT THE NEXT MONTHLY SERVICE INTERVAL.

DATE: September 15, 1999

PURPOSE: To enhance operation of limit switch during outrigger operation.

OPERATION REQUIRED: Replace existing white proximity switch with roller type.

PARTS REQUIRED: Down Switch Kit #030937-003 includes the following parts:

1. 1 ea. #067473-000 LX Platform Down Bracket
2. 2 ea. #011248-003 Hex Nut 10-24 UNC
3. 1 ea. #066490-001 Roller Switch Dual
4. 2 ea. #011709-008 Screw Mach 10-24 UNC X 1
5. 4 ea. #011240-003 #10 Flat Washer STD STL 3/16

REIMBURSEMENT: UpRight will reimburse the owner of record for 1 hour of labor at \$35.00 per hour. Reimbursement will be made upon receipt by UpRight of your completed warranty claim form. Please reference SB99.9C on your warranty claim form.

PROCEDURES for Serial Numbers 2747 through 2965 only: Read all instructions thoroughly and refer to Figures 1 & 2 before starting.

1. Remove battery negative cable from battery.
2. Locate the platform down white proximity switches at right front corner of machine under linkage.
3. Remove the existing white proximity switches, rivets and shim plates. See Figure 2.
4. Cut off 3-Conductor Cable from switches. Butt connect the middle two black wires together. Butt connect the white and black wires from the 3-Conductor Cable and attach them to one of the switch black lead wires. Butt the other switch black wire to the red wire of the 3-Conductor Cable.
5. Attach Roller Switch Dual (#066490-001) and Platform Down Bracket (#067473-000) as shown in Figure 2.
6. Adjust Roller Switch Dual (#066490-001) so machine goes into "creep speed" before platform height reaches 9 ft. Tested "creep speed" should be 18-22 sec. for machine to travel 20 ft.

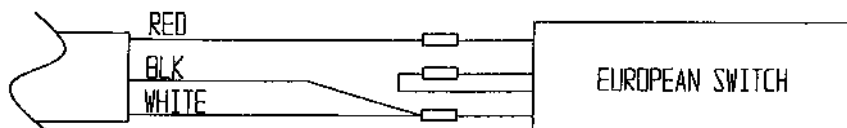



Figure 1

If you have any questions regarding this Service Bulletin, please contact the UpRight Product Support Department by telephone at (800) 926-5438 from within the USA or at (559) 891-5200 outside the USA or by FAX at (559) 896-9244.

SERVICE BULLETIN SB99.9C

Machines/Models: LX31,41,50 European with Outriggers

Serial Numbers:
2747 - 2965

NOTE:  EUROPEAN MACHINES HAVE FOUR SWITCHES AS SHOWN
DOMESTIC MACHINES HAVE ONLY TWO SWITCHES

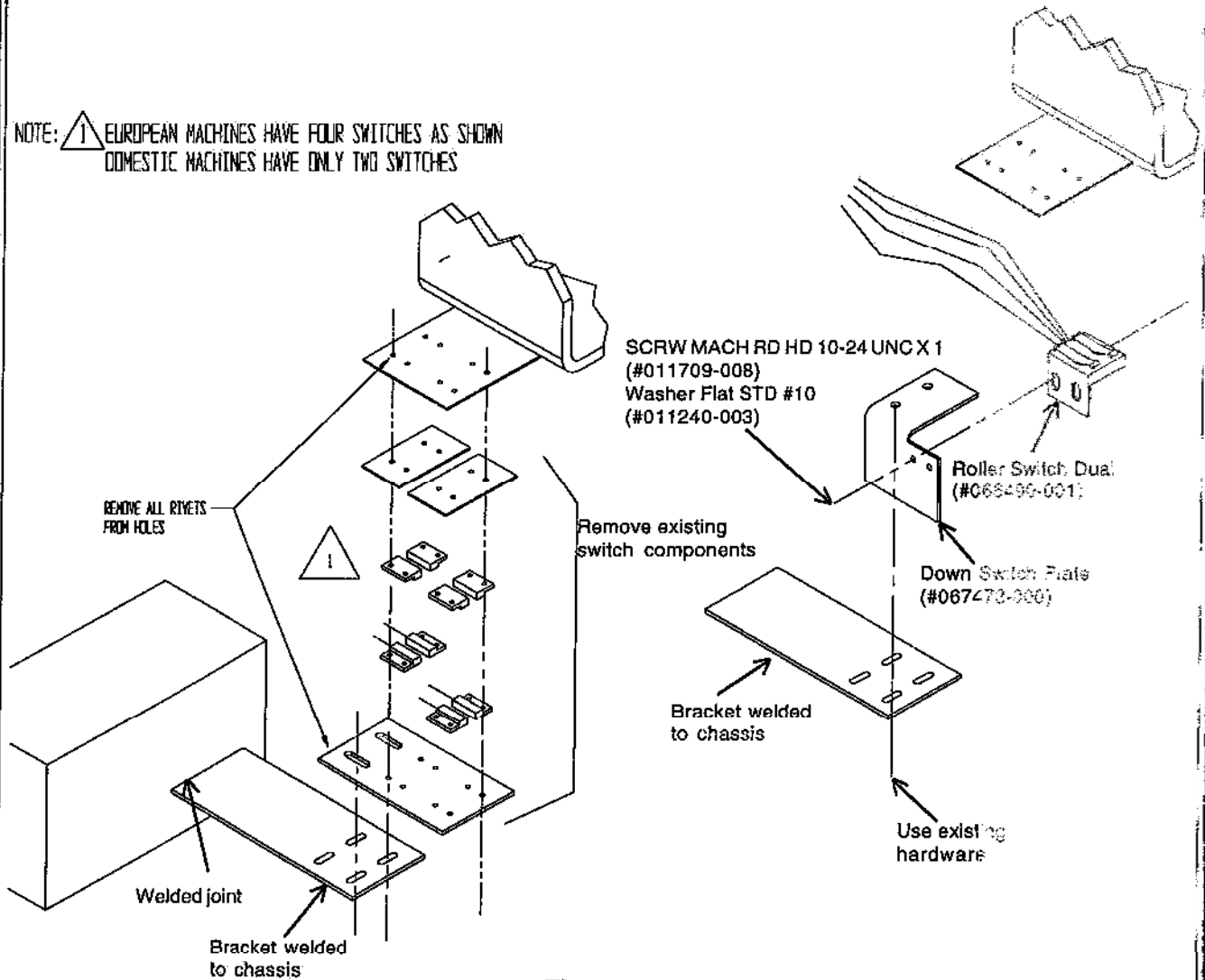


Figure 2

If you have any questions regarding this Service Bulletin, please contact the UpRight Product Support Department by telephone at (800) 926-5438 from within the USA or at (559) 891-5200 outside the USA or by FAX at (559) 896-9244.