

Parts Manual

ULII Series

European Specifications
Serial Numbers 21691 - Current

P/N 060545-022

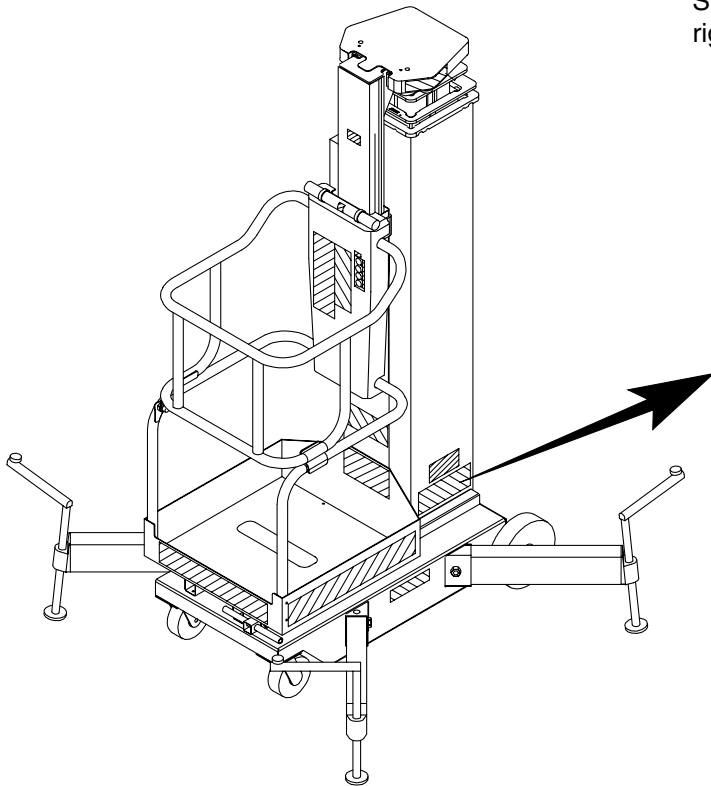
UpRight

PARTS MANUAL

ULII Series

Serial Numbers 21691 - Current

When contacting UpRight for service or parts information, be sure to include the MODEL and SERIAL NUMBERS from the equipment nameplate. Should the nameplate be missing, the SERIAL NUMBER is also stamped on the chassis tube on the right side of the chassis.



CE		UpRight Inc.	
1775 PARK ST. SELMA CALIFORNIA 93662 USA			
Model _____		Serial number: _____	
Machine weight _____ kg		Mfg. date: _____	
Maximum wheel load: _____			
Maximum allowable incline of machine when elevated: _____ deg.			
Occupants and equipment must not exceed the rated maximum load: _____ kg Maximum platform occupants: _____			
Maximum allowable side force on platform: _____ N			
Maximum platform height: _____ m			
Maximum platform reach: _____ m			
Maximum allowable wind speed: _____ m/s=Beaufort scale _____			
Maximum hydraulic system pressure: _____ bar			
Maximum system voltage: _____ Vdc			
This machine is manufactured to comply with Machinery directive 89-392/CEE			
CAUTION: CONSULT OPERATOR'S MANUAL BEFORE USE.			
061205-003			

UpRight, Inc.

1775 Park Street
Selma, California 93662
TEL: 559/891-5200
FAX: 559/891-9012
PARTS: 1-888-UR-PARTS
PARTS FAX: 559/896-9244

UpRight

Call Toll Free in U.S.A.
1-800-926-LIFT

UpRight International Support Centre

Innsbruckweg 114
3047 AH Rotterdam
Netherlands
TEL: +31-10-238-0000
FAX: +31-10-238-0001
Parts Tel: +31-10-490-8090
Parts Fax: +31-10-490-8099

ULII SERIES PARTS MANUAL

European Specifications

This section lists and illustrates the replaceable assemblies and parts of this product, as manufactured by UpRight, Inc. Each parts list contains the component parts for that assembly.

CONTENTS

Final Assembly, ULII Series		Platform Assembly, UL25	
UL25 068001-002, 068001-003,	2	068179-003	26
UL32 068002-002, 068002-003,	2	Platform Assembly, UL32/UL40	
UL40 068003-002, 068003-003	2	068179-004	28
Basic Assembly		Loader Assembly, UL25	
UL25 068006-024	4	068194-000	30
UL32 068006-025	4	Tilt Back Assembly, UL32	
UL40 068006-026	4	068200-000	32
Miscellaneous Installation		Tilt Back Assembly, UL40	
069039-000	7	068200-001	34
AC Power Option		Loader Stop Bracket Assembly	
068008-011	8	068190-000	36
DC Power Option		Loader Bar Assembly	
068009-011	10	068186-000	37
AC Control Box		Outrigger Assembly	
068007-021	12	UL25 068157-000	38
DC Control Box		UL32 068157-001	38
068007-023	14	UL40 068157-002	38
Lift Cylinder		Label Kit, UL25	
UL25 068074-020	16	AC 068013-012	40
UL32 068074-021	16	DC 068013-013	40
UL40 068074-022	16	Label Kit, UL32	
2nd Stage Mast Assembly		AC 068014-012	42
UL25 068050-001	18	DC 068014-013	42
UL32 068050-002	18	Label Kit, UL40	
UL40 068050-003	18	AC 068015-012	44
3rd Stage Mast Assembly		DC 068015-013	44
UL25 068056-001	19	Auditorium Kit Option	
UL32 068056-002	19	068600-000	46
UL40 068056-003	19	Narrow Cage Option	
4th Stage Mast Assembly		068242-001	50
UL25 068061-001	20	Laser Locator Option	
UL32 068061-002	20	067044-000	52
UL40 068061-003	20	Power Pack Option	
5th Stage Mast Assembly		068100-001	53
UL25 068066-001	21	CSA/CE Kit Option EURO	
UL32 068066-002	21	030838-102-107	54
UL40 068066-003	21	Electrical Schematic, AC	
6th Stage Mast Assembly		068010-000	56
UL25 068070-001	22	Electrical Schematic, DC	
UL32 068070-002	22	068010-001	57
UL40 068070-003	22	Hydraulic Schematic	
Cage Support Assembly		068011-002	58
UL25 068160-009	24		
UL32 068160-010	24		
UL40 068160-011	24		

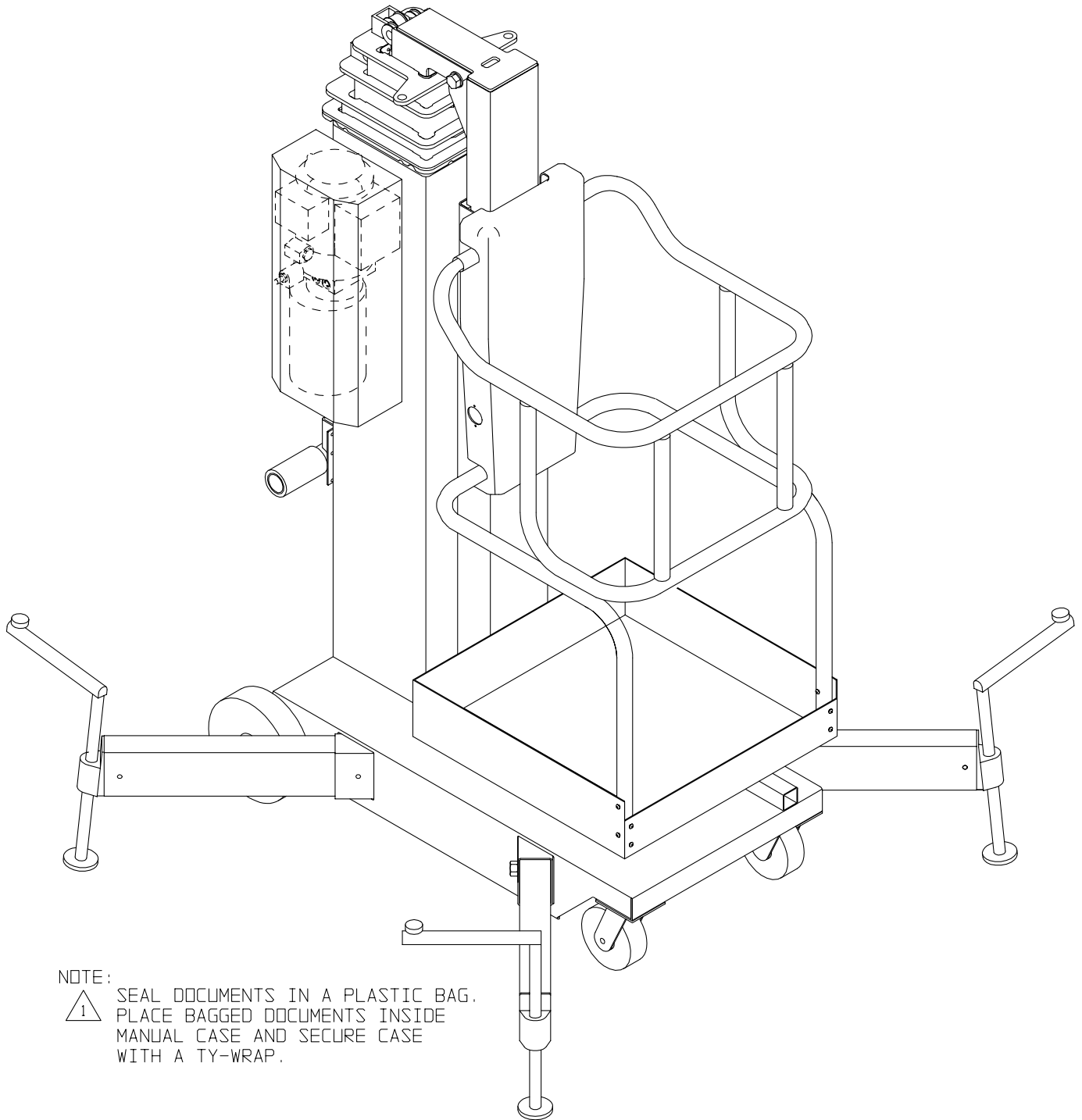
Final Assembly, ULII Series

UL25 068001-002, 068001-003,

UL32 068002-002, 068002-003,

UL40 068003-002, 068003-003

Item	Part Number	Description	UL25 AC -002	UL25DC -003	UL32AC -002	UL32DC -003	UL40AC -002	UL40DC -003
1	068006-024	BASIC ASSY	1	1				
	068006-025	BASIC ASSY			1			
	068006-026	BASIC ASSY					1	1
2	068008-011	POWER OPTION AC. EUR	1		1		1	
	068009-011	POWER OPTION DC. EUR		1		1		1
3	068013-012	LABEL KIT/INST.	1					
	068013-013	LABEL KIT/INST.		1				
	068014-012	LABEL KIT/INST.			1			
	068014-013	LABEL KIT/INST.				1		
	068015-012	LABEL KIT/INST.					1	
	068015-013	LABEL KIT/INST.						1
4	060540-020	DOCUMENTATION KIT	1	1	1	1	1	1
5	068018-021	SERVICE MANUAL	1	1	1	1	1	1
6	068017-022	OPERATOR MANUAL	1	1	1	1	1	1
7	069039-000	MISC. INSTALLATION	1	1	1	1	1	1
8	068010-000	ELECT. SCH.	REF		REF		REF	
	068010-001	ELECT. SCH.		REF		REF		REF
9	068011-002	HYD. SCH.	REF	REF	REF	REF	REF	REF
10	060577-001	ANSI MANUAL	1	1	1	1	1	1
11	060545-022	PARTS MANUAL	1	1	1	1	1	1



Basic Assembly

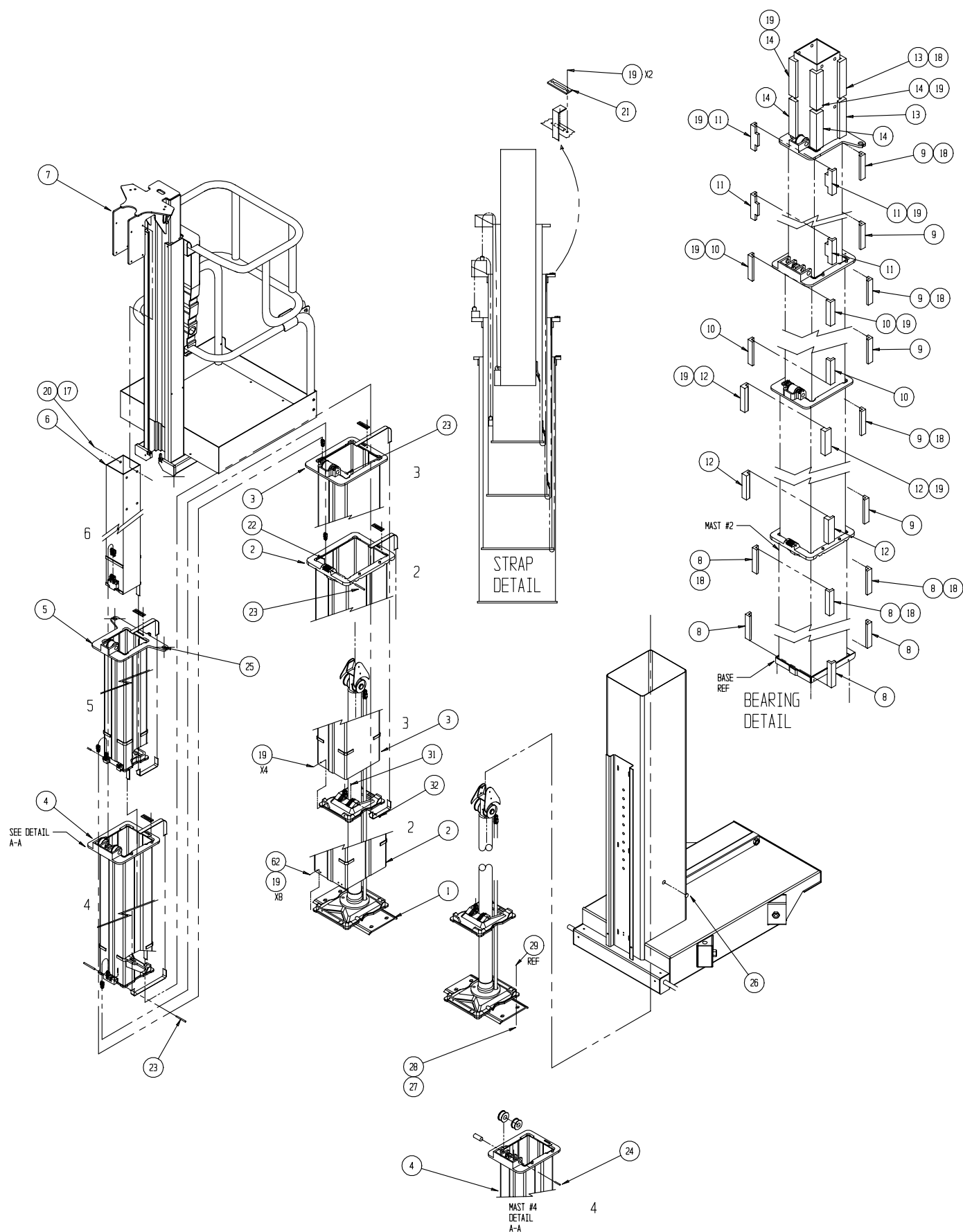
UL25 068006-024

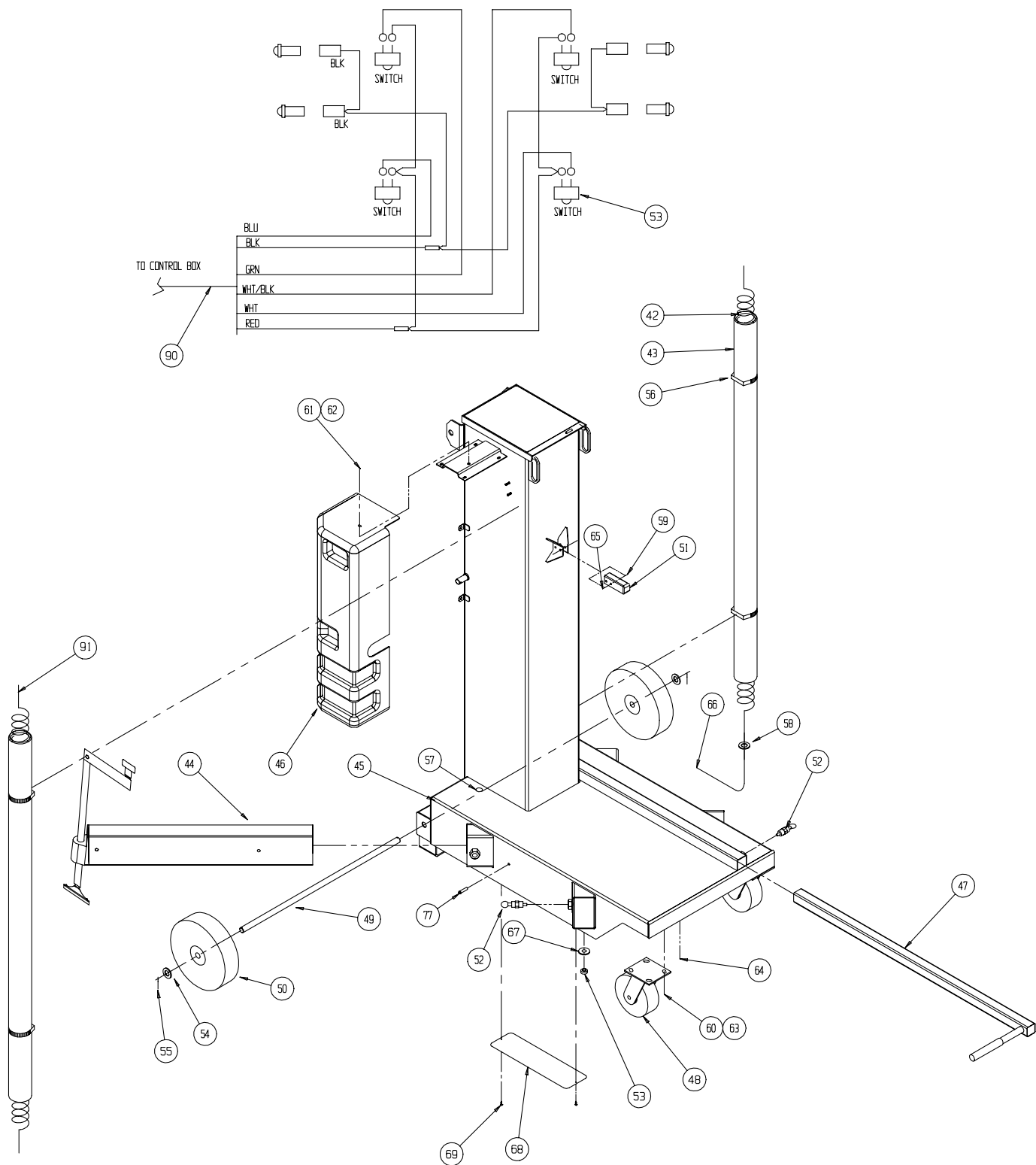
UL32 068006-025

UL40 068006-026

Item	Part Number	Description	UL25 -024	UL32 -025	UL40 -026
1	068074-020	LIFT CYLINDER ASSY	1		
	068074-021	LIFT CYLINDER ASSY		1	
	068074-022	LIFT CYLINDER ASSY			1
2	068050-001	2 ND STAGE MAST ASSY	1		
	068050-002	2 ND STAGE MAST ASSY		1	
	068050-003	2 ND STAGE MAST ASSY			1
3	068056-001	3 RD STAGE MAST ASSY	1		
	068056-002	3 RD STAGE MAST ASSY		1	
	068056-003	3 RD STAGE MAST ASSY			1
4	068061-001	4 TH STAGE MAST ASSY	1		
	068061-002	4 TH STAGE MAST ASSY		1	
	068061-003	4 TH STAGE MAST ASSY			1
5	068066-001	5 TH STAGE MAST ASSY	1		
	068066-002	5 TH STAGE MAST ASSY		1	
	068066-003	5 TH STAGE MAST ASSY			1
6	068070-001	6 TH STAGE MAST ASSY	1		
	068070-002	6 TH STAGE MAST ASSY		1	
	068070-003	6 TH STAGE MAST ASSY			1
7	068160-009	CAGE SUPPORT ASSY	1		
	068160-010	CAGE SUPPORT ASSY		1	
	068160-011	CAGE SUPPORT ASSY			1
8	068218-000	MAST BEARING	8	8	8
9	068217-000	MAST BEARING	12	12	12
10	068216-000	MAST BEARING	4	4	4
11	068122-000	MAST BEARING	4	4	4
12	068121-000	MAST BEARING	4	4	4
13	068120-000	MAST BEARING	4	4	4
14	068119-000	MAST BEARING	4	4	4
17	011238-006	WASHER SPLIT 3/8	8	8	8
18	012553-005	SCREW SOC HD 1/4-20UNC X 5/8	12	12	12
19	012553-006	SCREW SOC HD 1/4-20UNC X 3/4	22	22	22
20	011823-005	SCREW BUTT HD 3/8-16 X 5/8	8	8	8
21	062129-000	STRAP RETAINER	5	5	5
22	011735-020	ROLL PIN	2	2	2
23	068145-000	PIN LEAF CHAIN	4	4	4
24	068141-000	PIN CHAIN	2	2	2
25	029925-002	CABLE CONNECTOR	2	2	2
26	066516-010	PLUG	1		
27	011256-014	SCREW 1/2-13 UNC X 1 3/4	4	4	4
28	011240-008	WASHER 1/2 STD FLAT	4	4	4
29	011248-008	NUT HEX ESNA 1/2-13 UNC	4	4	4
30	063926-007	PLUG	2	2	2
31	011735-020	ROLL PIN	2	2	2
32	068140-000	PIN	2	2	2
40	068194-000	LOADER ASSY	1		

Item	Part Number	Description	UL25 -024	UL32 -025	UL40 -026
41	068200-003	TILTBACK ASSY	1		
	068200-000	TILTBACK ASSY		1	
	068200-001	TILTBACK ASSY			1
42	062945-001	RETRACTILE CORD	1		
	062945-003	RETRACTILE CORD		1	
	062945-004	RETRACTILE CORD			1
43	062226-002	CABLE STORAGE TUBE	2		
	062226-003	CABLE STORAGE TUBE		2	
	062226-004	CABLE STORAGE TUBE			2
44	068157-000	OUTRIGGER ASSY	4		
	068157-001	OUTRIGGER ASSY		4	
	068157-002	OUTRIGGER ASSY			4
45	068020-001	CHASSIS WELDMENT	1		
	068021-001	CHASSIS WELDMENT		1	
	068022-001	CHASSIS WELDMENT			1
46	068215-000	MOTOR COVER	1	1	1
47	067995-000	LIFTING ARM ASSEMBLY	1	1	1
48	068221-000	CASTER	2	2	2
49	068645-000	AXLE SHAFT	1	1	1
50	068222-000	WHEEL 10 X 2 1/2	2	2	2
51	068158-000	#1 SECTION SLIDE	1	1	1
52	003570-000	RETAINING PIN	5	5	5
53	062881-000	SWITCH	4	4	4
54	011240-012	WASHER FLAT 3/4	2	2	2
55	068646-000	ROLL PIN	2	2	2
56	020398-024	CLAMP	4	4	4
57	011868-032	GROMMET	1	1	1
58	011868-019	GROMMET	2	2	2
59	011252-010	SCREW HHC 1/4-20UNC X 1 1/4	4	4	4
60	011254-006	SCREW HHC 3/8-16 X 3/4	8	8	8
61	011825-004	SCREW MRH 1/4-20	3	3	3
62	011240-004	WASHER 1/4 STD FLAT	20	20	20
63	011240-006	WASHER 3/8 STD FLAT	16	16	16
64	014252-006	NUTZERT 3/8-16UNC	8	8	8
65	011248-004	NUT HHC 1/4-20UNC	8	8	8
66	011868-011	BUSHING	1	1	1
67	064350-010	SHIM 5/8 ID X 1" OD X .031 STL	4	4	4
68	068728-000	COVER, CHASSIS	2	2	2
69	005503-003	SCREW, #6 SELF TAPPING	4	4	4
79	014066-004	SCREW HWH SLFTP 1/4 X 1/2	4	4	4
90	067987-000	WIRE HARNESS	1	1	1
91	067988-006	RETRACTILE CORD	1		
	067988-007	RETRACTILE CORD		1	
	067988-008	RETRACTILE CORD			1

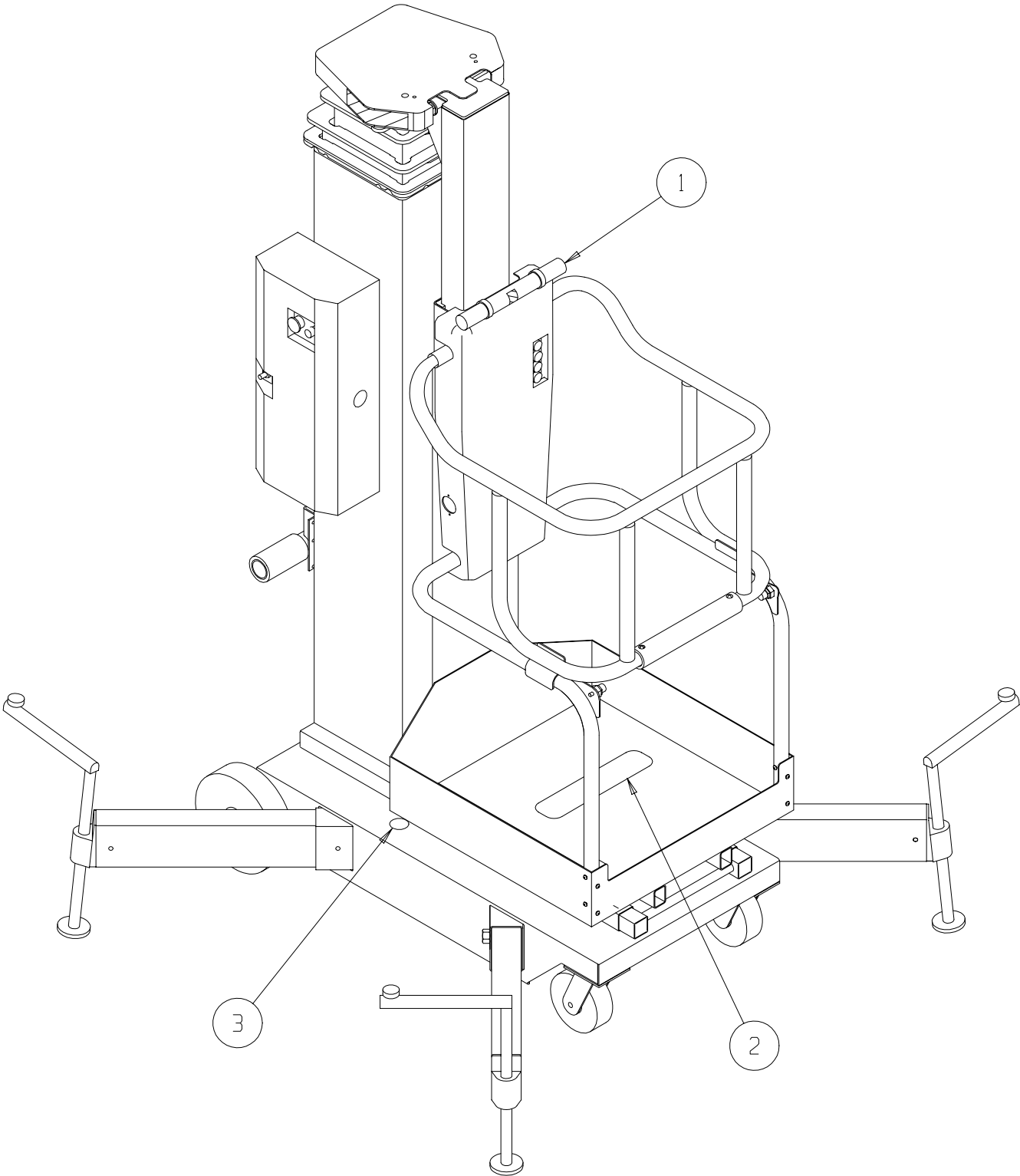




Miscellaneous Installation

069039-000

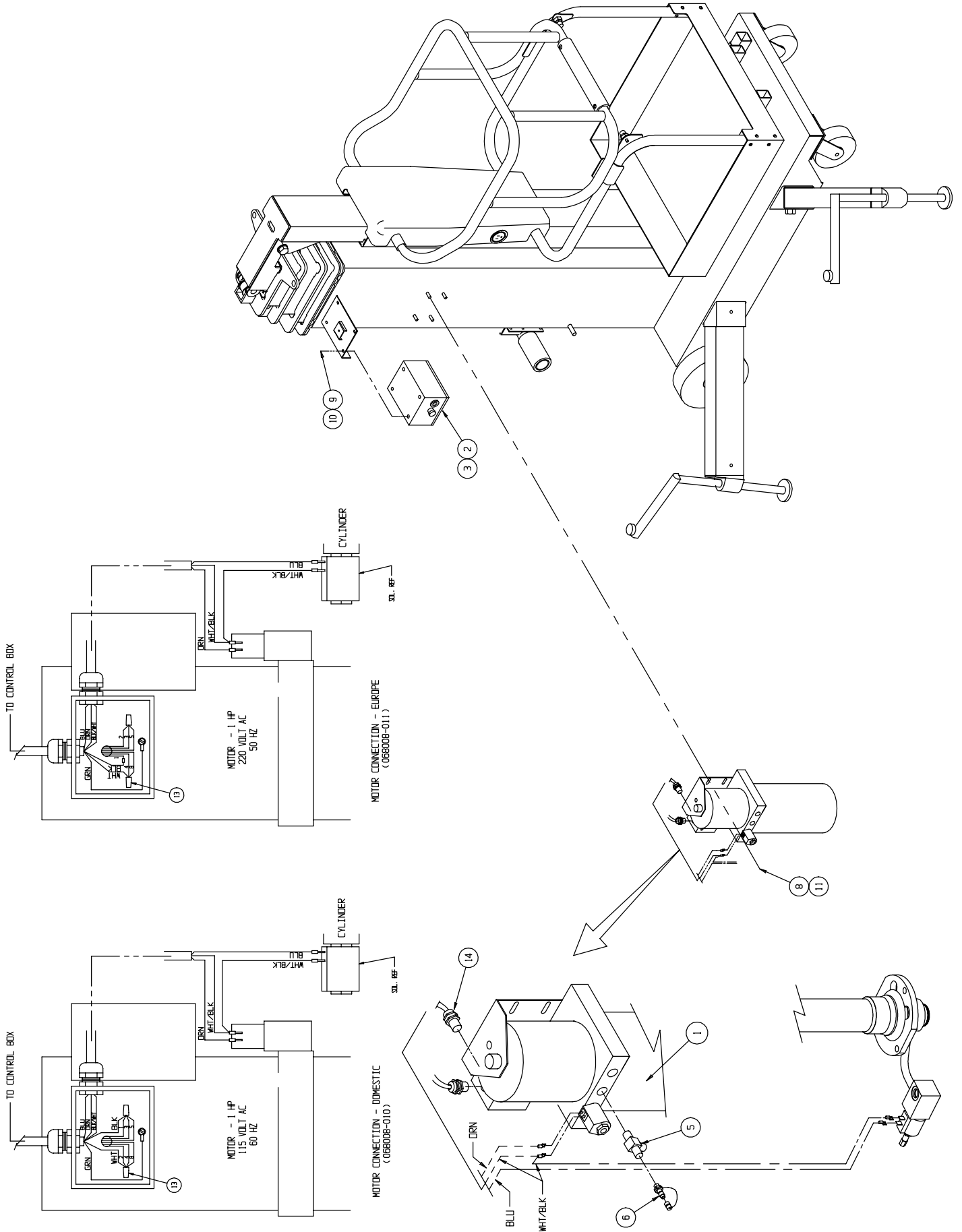
Item	Part Number	Description	Qty
1	065099-000	INSTRUCTION TUBE ASS'Y	1
2	060830-005	SAFETY WALK	1
3	000942-000	ORBIT LEVEL	1



AC Power Option

068008-011

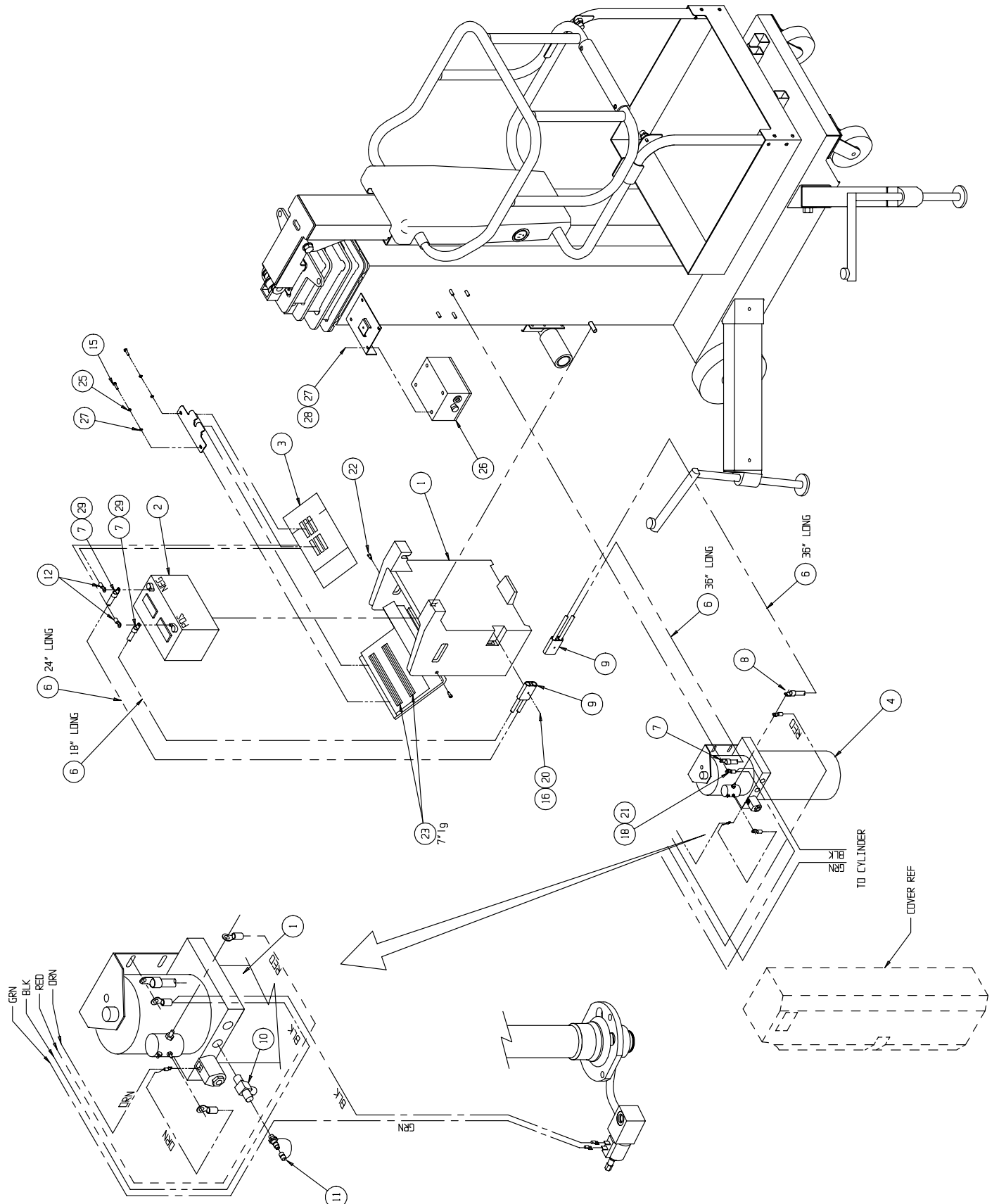
Item	Part Number	Description	Qty
1	068115-001	POWER UNIT	1
	068115-011	VALVE, LOAD	
	068115-012	PUMP	
	068115-013	SEAL KIT	
	068115-015	MOTOR	
3	068007-021	CONTROL BOX W/ELECT DOWN	1
5	015961-006	FITTING, TEE 6MJ-6MB-6MJT	1
6	063965-003	GAGE PORT	1
8	011240-005	WASHER 5/16 FLAT	4
9	011240-004	WASHER 1/4 FLAT	4
10	011252-004	SCREW HHC 1/4-20 X 1/2	4
11	011248-005	NUT 5/16-18 ESNA	4
13	013540-001	WIRE NUT 12-10	2
14	011868-019	CONN CABLE	1



DC Power Option

068009-011

Item	Part Number	Description	Qty
1	068214-000	BATTERY BOX	1
2	062299-001	BATTERY	1
	062299-004	BATTERY DRY	
3	062782-000	CHARGER	1
4	068116-001	POWER UNIT	1
	068117-012	PUMP	
	068117-013	SEAL KIT	
	068116-013	START SOLENOID	
	068116-014	MOTOR	
	068116-015	BRUSHES	
6	029431-099	CABLE, #2 AWG WELDING	FT 10
7	029602-025	RING TERM #2 - 5/16 DIA	3
8	029602-026	RING TERM #2 - 3/8 DIA	1
9	029902-000	CONN 175 AMP	2
10	015961-006	FITTING, TEE 6MJ-6MB-6MJT	1
11	063965-003	GAGE PORT	1
13	029620-002	CONN BUTT 16-14	1
15	011252-008	SCREW HHC 1/4-20 X 1	2
16	011252-012	SCREW HHC 1/4-20 X 1 1/2	2
18	011240-005	WASHER 5/16 FLAT	4
20	011248-004	NUT 1/4-20 ESNA	2
21	011248-005	NUT 5/16-18 ESNA	4
22	062946-005	SCREW SOC HD SHOULDER 1/4 X 5/8	2
26	068007-023	CONTROL BOX W/ELECTRIC DOWN	1
27	011240-004	WASHER 1/4 FLAT	4
28	011252-004	SCREW HHC 1/4-20 X 1/2	4
29	010154-000	COVER BATTERY	2



AC Control Box

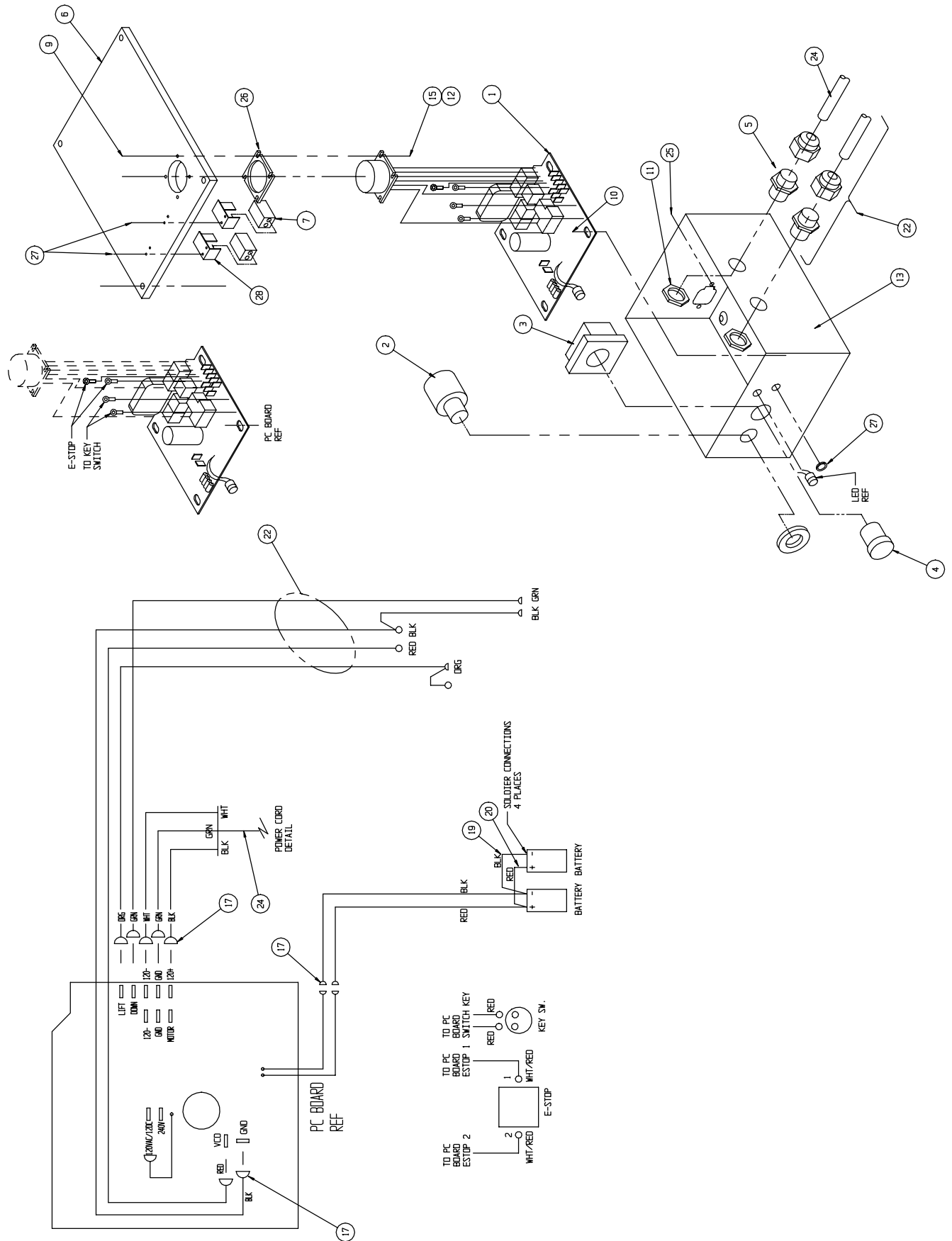
068007-021

Item	Part Number	Description	Qty
1	068274-011	PC BOARD	1
2	005440-000	KEY SWITCH	1
	005442-000	KEY	
3	067028-000	CONTACT BLOCK	1
4	062799-008	SWITCH PUSH	1
5	029925-000	CONN CABLE	2
6	067985-001	CONTROL BOX COVER	2
6	067985-001	CONTROL BOX COVER	1
7	067958-001	BATTERY 9V	2
8	011709-004	SCREW 10-24 X 1/2	4
9	011721-006	SCREW 4-40UNC X 3/4	4
10	011703-006	SCREW HEX STSOG 1/4-20UNC X 3/8	4
11	029939-002	LOCKNUT 1/2 NPT	2
12	011248-049	NUT HEX ESNA 4-40UNC	4
13	067986-000	ENCLOSURE MODIFIED	1
14	026525-003	SCREW SLFTP #8 X 3/8	2
15	011240-001	WASHER FLAT #6	4
17	029931-003	CONN FM PUSH 14-16	3
18	029931-004	CONN FM PUSH 14-16	2
19	029452-099	WIRE 16AWG BLK	FT 1
20	029454-099	WIRE 16AWG RED	FT 1
21	013540-001	WIRE NUT 12-10	2
22	068644-002	ULII WIRE LOOM AC	1
24	062179-000	POWER CORD	1
25	029868-007	CIRCUIT BREAKER	1
26	067984-002	GASKET	1
27	026551-004	RIVET POP	4
28	067155-001	BATTERY HOLDER 9V	2
29	068643-000	SPACER HD10 SERIES	1

DC Control Box

068007-023

Item	Part Number	Description	Qty
1	068274-013	PC BOARD	1
2	005440-000	KEY SWITCH	1
	005442-000	KEY	
3	067028-000	CONTACT BLOCK	1
4	062799-008	SWITCH PUSH	1
5	029925-000	CONN CABLE	2
6	067985-001	CONTROL BOX COVER	1
7	067958-001	BATTERY 9V	2
8	011709-004	SCREW 10-24 x 1/2	4
9	011721-006	SCREW 4-40UNC X 3/4	4
10	011703-006	SCREW HEX STSOC 1/4-20UNC X 3/8	4
11	029939-002	LOCKNUT 1/2 NPT	2
12	011248-049	NUT HEX ESNA 4-40UNC	4
13	067986-000	ENCLOSURE MODIFIED	1
15	011240-001	WASHER FLAT #6	4
17	029931-003	CONN FM PUSH 14-16	2
19	029452-099	WIRE 16 GA BLK	FT 1
20	029454-099	WIRE 16 GA RED	FT 1
22	068644-003	ULII WIRE LOOM DC	1
24	062179-000	POWER CORD	1
25	026525-003	SCREW SLFTP #8 X 3/8	2
26	067984-002	GASKET	1
27	066516-008	PLUG	1
29	067155-001	BATTERY HOLDER 9V	2
30	026551-004	POP RIVET	1



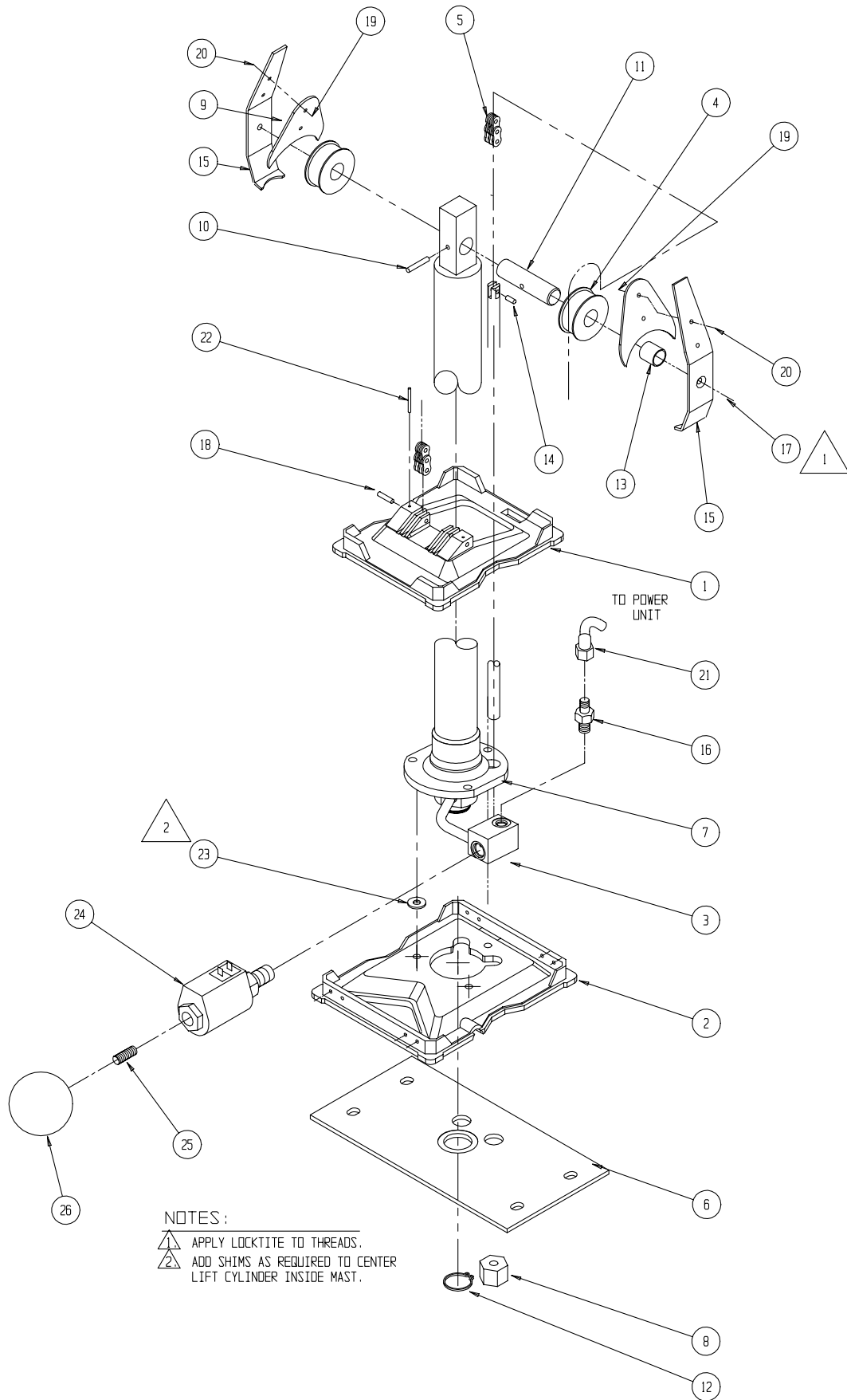
Lift Cylinder

UL25 068074-020

UL32 068074-021

UL40 068074-022

Item	Part Number	Description	UL25 -020	UL32 -021	UL40 -022
1	068129-000	3 RD STAGE BOTTOM CASTING	1	1	1
2	068128-000	2 ND STAGE BOTTOM CASTING	1	1	1
3	068113-006	LIFT CYLINDER	1		
	068113-007	LIFT CYLINDER		1	
	068113-008	LIFT CYLINDER			1
	068113-010	SEAL KIT			
4	068076-000	CYLINDER SHEAVE	2	2	2
5	062164-000	CHAIN	2		
	062164-123	CHAIN		2	
	062164-149	CHAIN			2
6	068089-000	CYLINDER MOUNT	1	1	1
7	068080-001	TIE RODS	2		
	068080-002	TIE RODS		2	
	068080-003	TIE RODS			2
8	011248-010	LOCKNUT 5/8-11 UNC	2	2	2
9	068079-000	CYLINDER GUIDE BEARING	2	2	2
10	011737-010	ROLLPIN	1	1	1
11	068081-000	PIN CYLINDER	1	1	1
12	011764-023	RETAINING RING	1	1	1
13	062642-022	BEARING 16DU16	2	2	2
14	062169-004	MASTER LINK	2	2	2
15	062655-001	CHAIN GUARD	2	2	2
16	011941-005	FITTING ST O RING 6MB - 6MJ	1	1	1
17	011828-006	SCREW FLAT HD SOCKET 1/4-20 X 3/4	2	2	2
18	068143-000	CHAIN PIN	2	2	2
19	011240-002	WASHER #8 FLAT	4	4	4
20	026553-008	RIVET 3/16	4	4	4
21	060861-115	HYD HOSE	1		
	060861-011	HYD HOSE		1	
	060861-011	HYD HOSE			1
22	011737-010	ROLLPIN 1/4 X 1-1/4	1	1	1
23	063988-006	SHIM		A/R	A/R
24	066179-001	VALVE, LOWERING	1	1	1
25	069040-000	THREADED STUD 1/4-28 X 1	1	1	1
26	069041-000	KNOB - RED	1	1	1



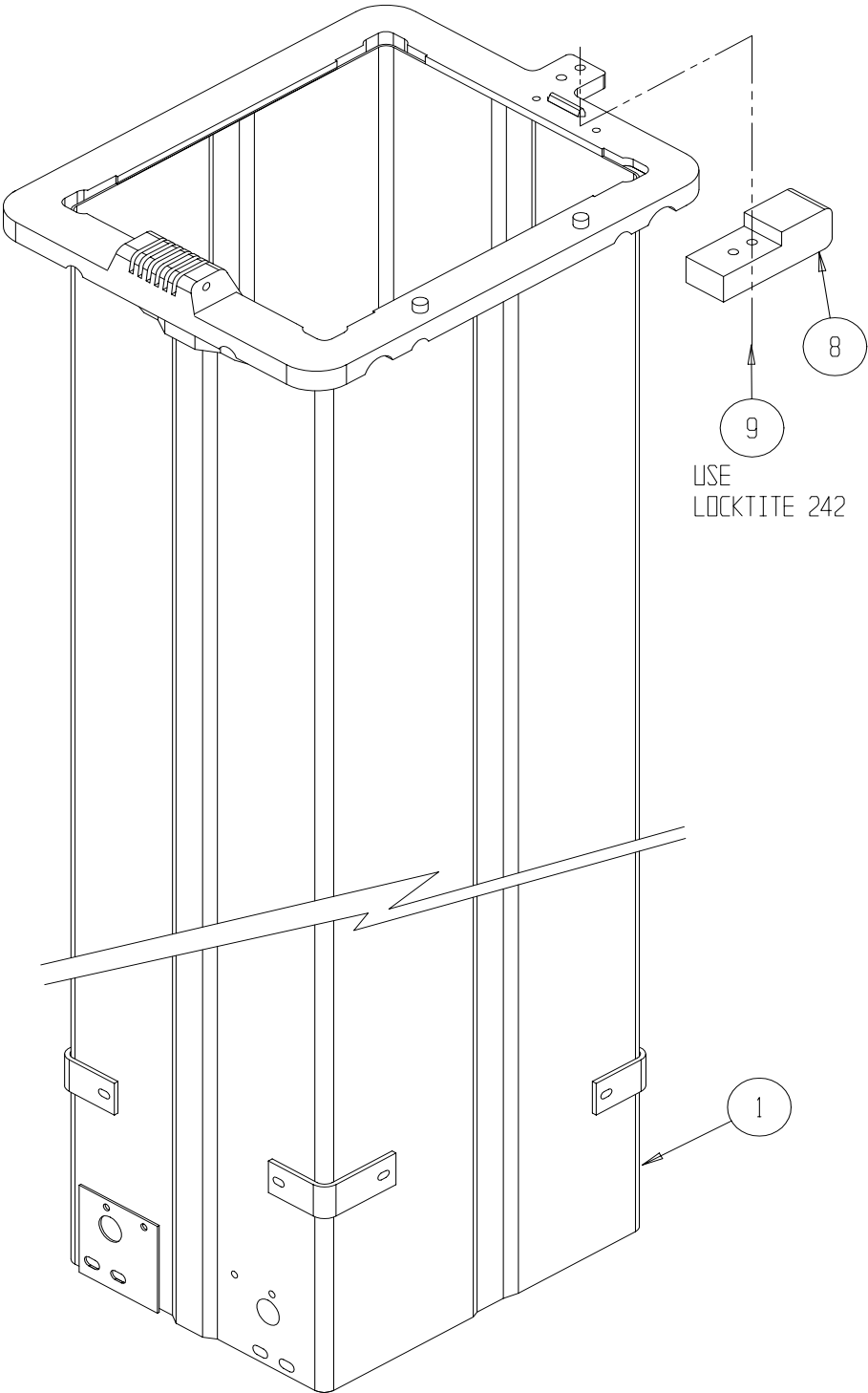
2nd Stage Mast Assembly

UL25 068050-001

UL32 068050-002

UL40 068050-003

Item	Part Number	Description	Qty
1	068055-001	2 ND STAGE MAST ASSY UL25	1
	068055-002	2 ND STAGE MAST ASSY UL32	1
	068055-003	2 ND STAGE MAST ASSY UL40	1
8	068053-000	#2 SECTION SLIDE	1
9	011703-016	SCREW SOCKET HEX SET 1/4-20UNC X 1	2



3rd Stage Mast Assembly

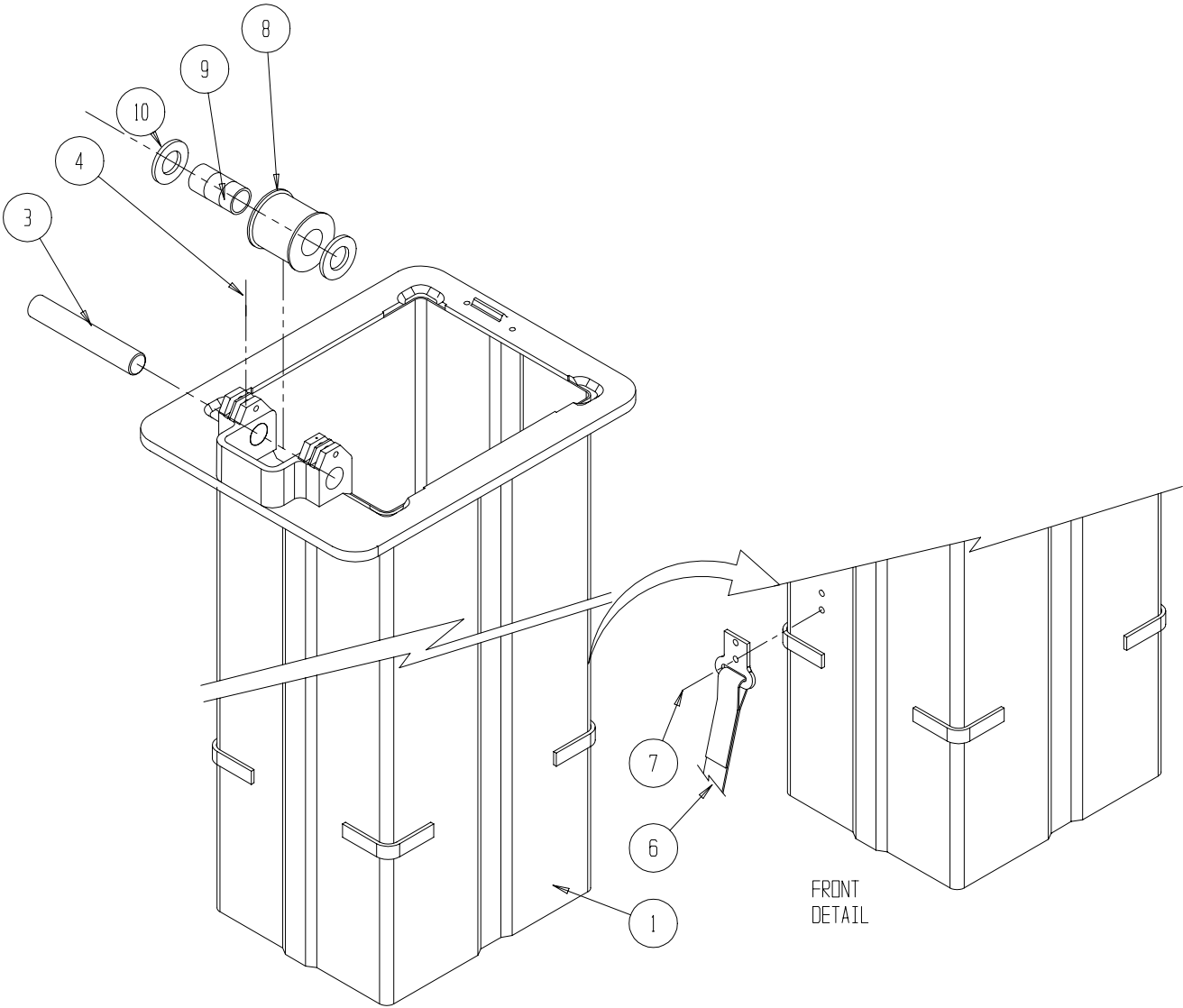
UL25 068056-001

UL32 068056-002

UL40 068056-003

Item	Part Number	Description	Qty
1	068060-001	3RD STAGE MAST ASSY UL25	1
	068060-002	3RD STAGE MAST ASSY UL32	1
	068060-003	3RD STAGE MAST ASSY UL40	1
3	068139-000	SHAFT	1
4	011735-012	PIN	1

Item	Part Number	Description	Qty
6	062753-000	STRAP ASSY	1
7	026553-002	RIVET 3/16	2
8	068137-000	SHEAVE	1
9	062642-010	BEARING	3
10	011786-005	MAC. BUSHING	2



4th Stage Mast Assembly

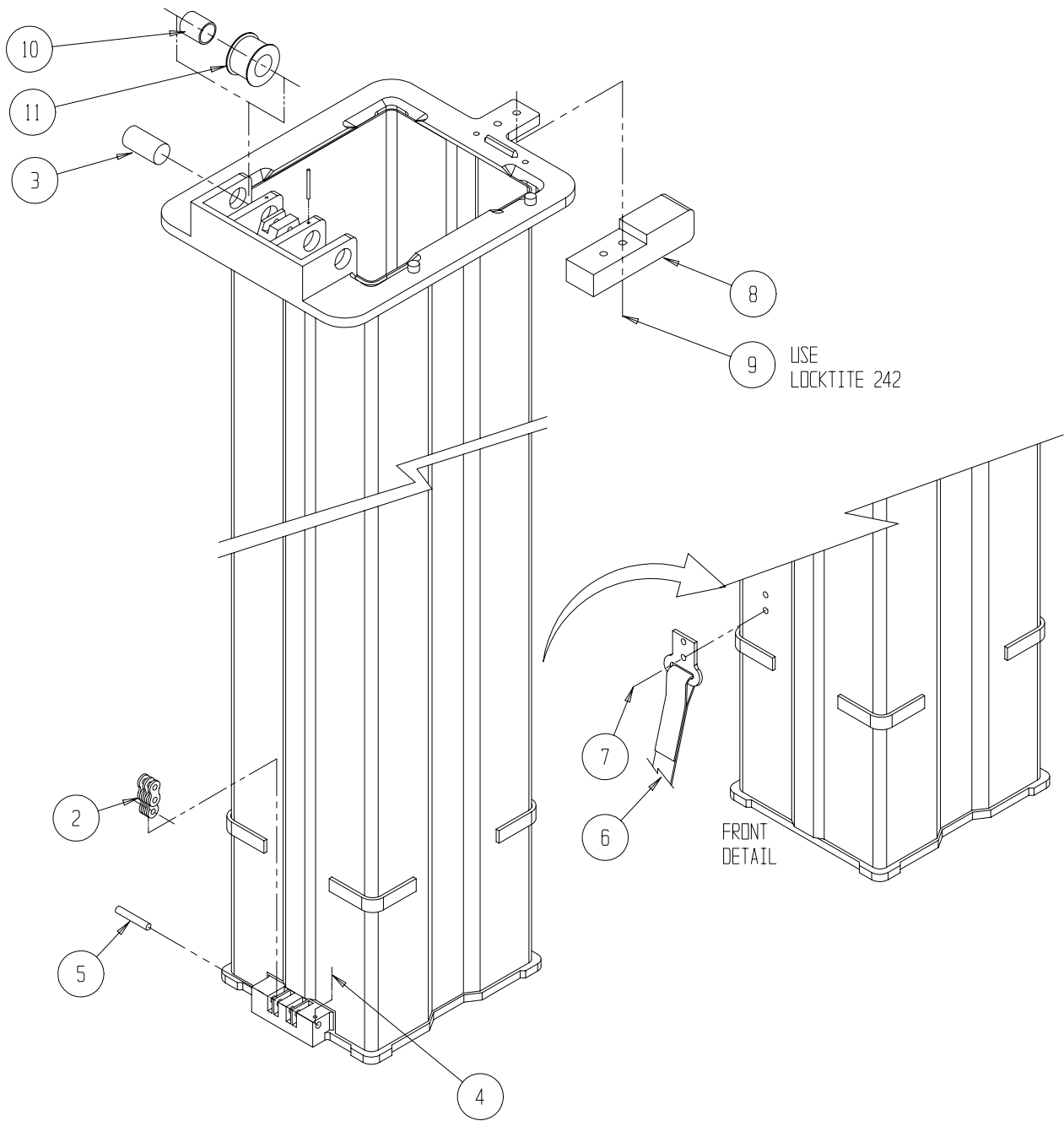
UL25 068061-001

UL32 068061-002

UL40 068061-003

Item	Part Number	Description	Qty
1	068064-001	4 TH STAGE MAST ASSY UL25	1
	068064-002	4 TH STAGE MAST ASSY UL32	1
	068064-003	4 TH STAGE MAST ASSY UL40	1
2	062168-111	CHAIN	2
2	062168-137	CHAIN	2
2	062168-163	CHAIN	2
3	068138-000	SHAFT	2
4	011753-020	SHAFT	2

Item	Part Number	Description	Qty
5	068146-000	PIN	2
6	062753-000	STRAP ASSY	1
7	026553-002	RIVET 3/16	2
8	068065-000	#4 SECTION SLIDE	1
9	012553-008	SCREW SOCKET HED CAP 1/4-20UNC X 1	2
10	062642-016	BEARING	2
11	068136-000	SHEAVE	2



5th Stage Mast Assembly

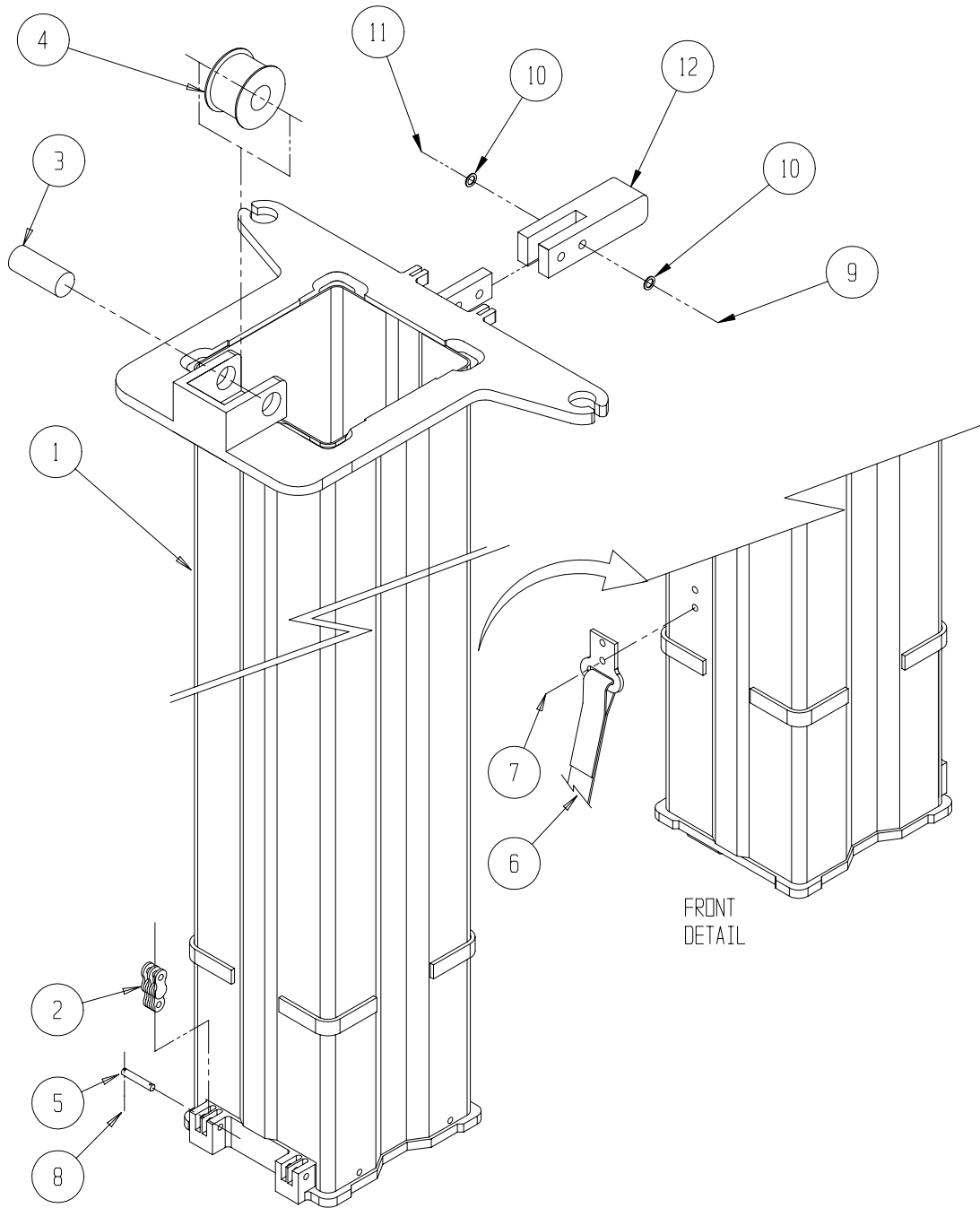
UL25 068066-001

UL32 068066-002

UL40 068066-003

Item	Part Number	Description	Qty
1	068069-001	5 TH STAGE MAST ASSY UL25	1
	068069-002	5 TH STAGE MAST ASSY UL32	1
	068069-003	5 TH STAGE MAST ASSY UL40	1
2	062167-141	CHAIN	2
2	062167-173	CHAIN	2
2	062167-205	CHAIN	2
3	068138-001	SHAFT	1
4	068135-000	SHEAVE, 5 STAGE TOP	1

Item	Part Number	Description	Qty
5	068140-000	PIN	2
6	062753-000	STRAP ASSY	1
7	026553-002	RIVET 3/16	2
8	011751-004	PIN, COTTER 1/16 X 1/2	4
9	011252-016	SCREW HHC 1/4-20 X 2	2
10	011240-004	WASHER 1/4 STD FLAT	4
11	011248-004	NUT 1/4-20 UNC ESNA	2
12	068097-000	5TH STAGE GUIDE	1



6th Stage Mast Assembly

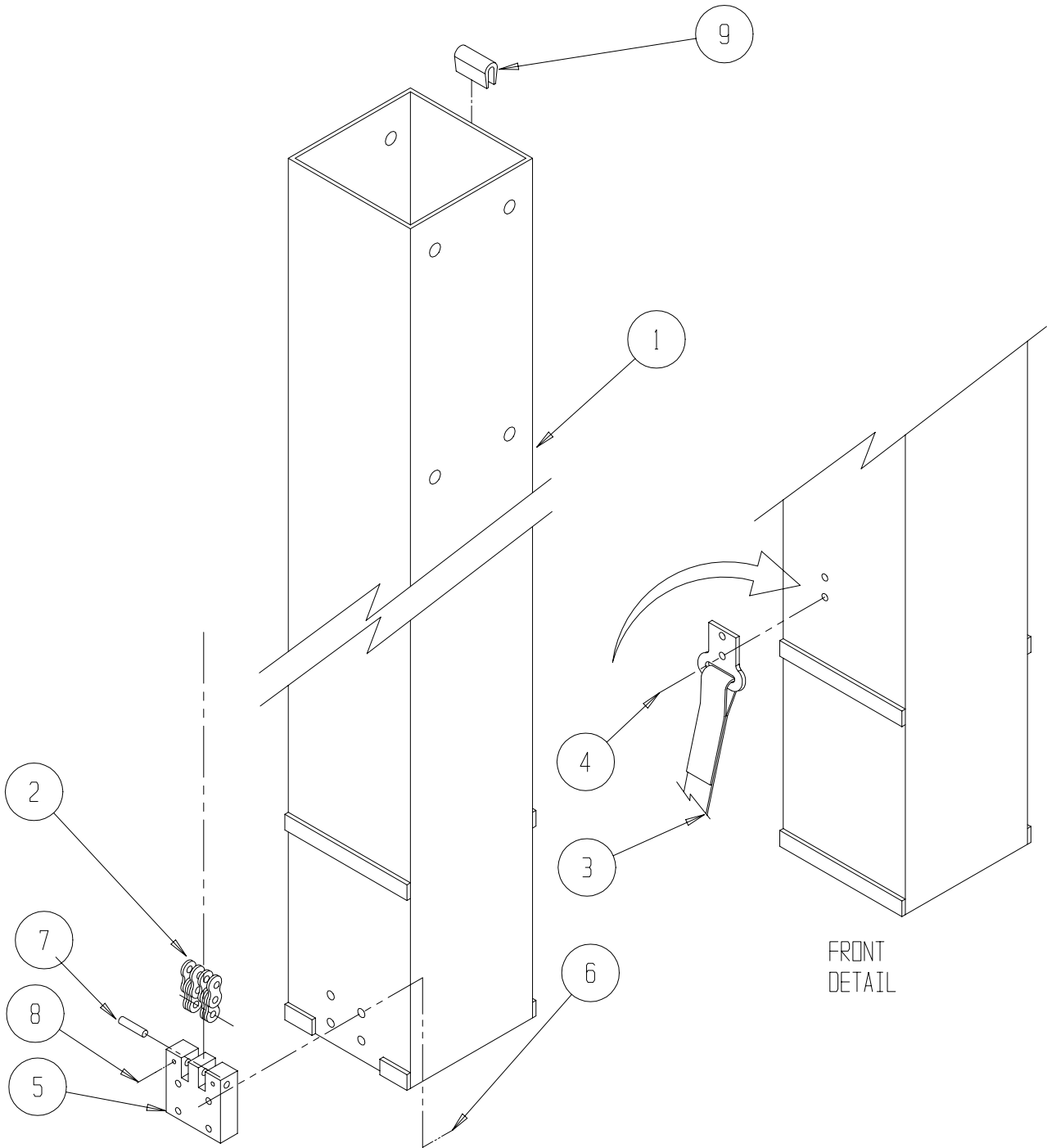
UL25 068070-001

UL32 068070-002

UL40 068070-003

Item	Part Number	Description	Qty
1	068071-001	6 TH STAGE WELDMENT UL25	1
	068071-002	6 TH STAGE WELDMENT UL32	1
	068071-003	6 TH STAGE WELDMENT UL40	1
2	062166-139	CHAIN	2
2	062166-171	CHAIN	2
2	062166-203	CHAIN	2
3	062753-000	STRAP ASSY	1

Item	Part Number	Description	Qty
4	026553-006	RIVET 3/16 .375-.500 GRIP	2
5	068073-000	CHAIN BLOCK	1
6	011821-005	SCREW BUTT HD 1/4-20UNC	4
7	068144-000	CLEVIS PIN 6B	2
8	011735-005	ROLL PIN 1/8 DIA X 5/8 LG	2
9	068219-099	UHMW WEAR STRIP X 1 1/2	FT .25



NOTES:

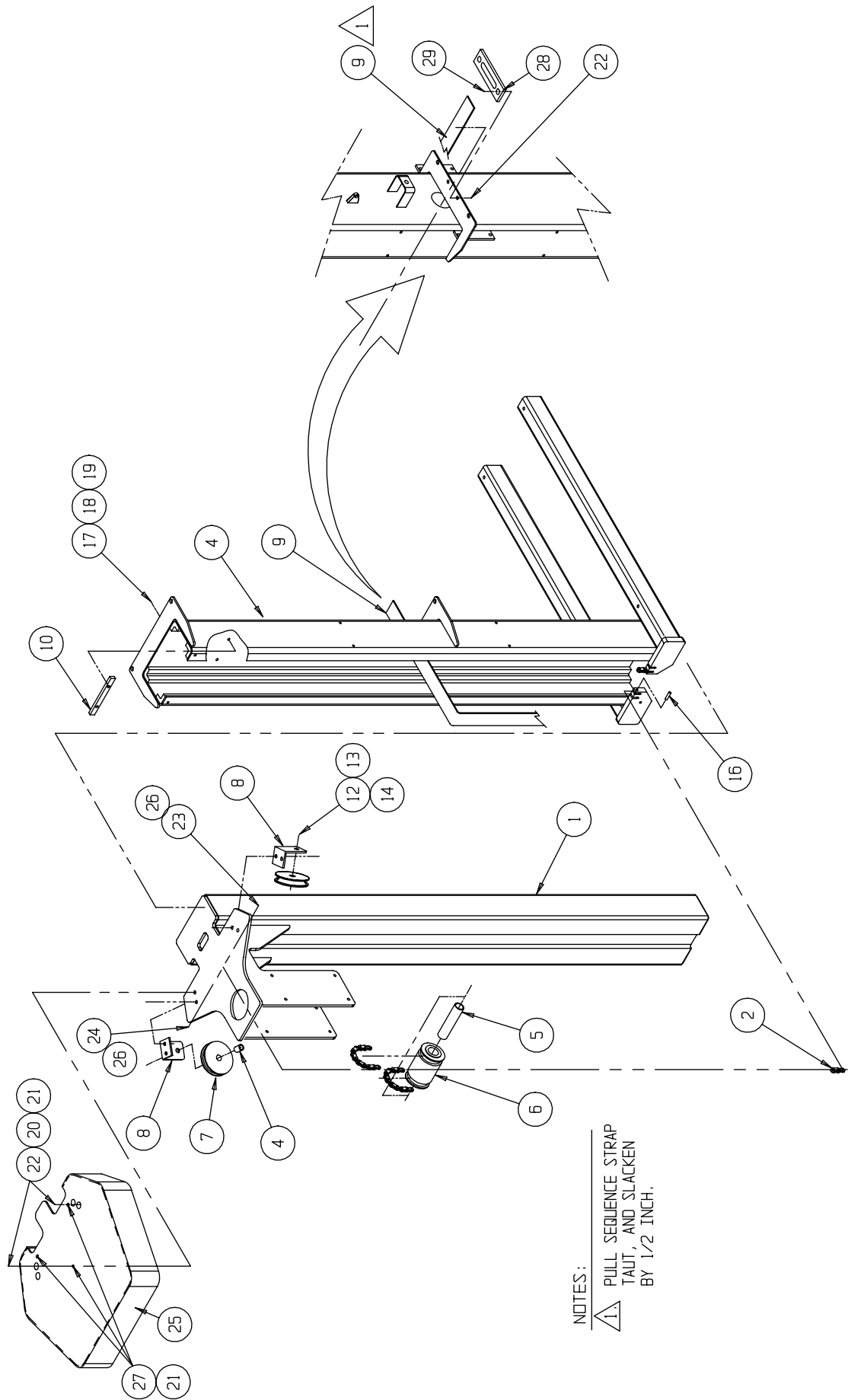
Cage Support Assembly

UL25 068160-009

UL32 068160-010

UL40 068160-011

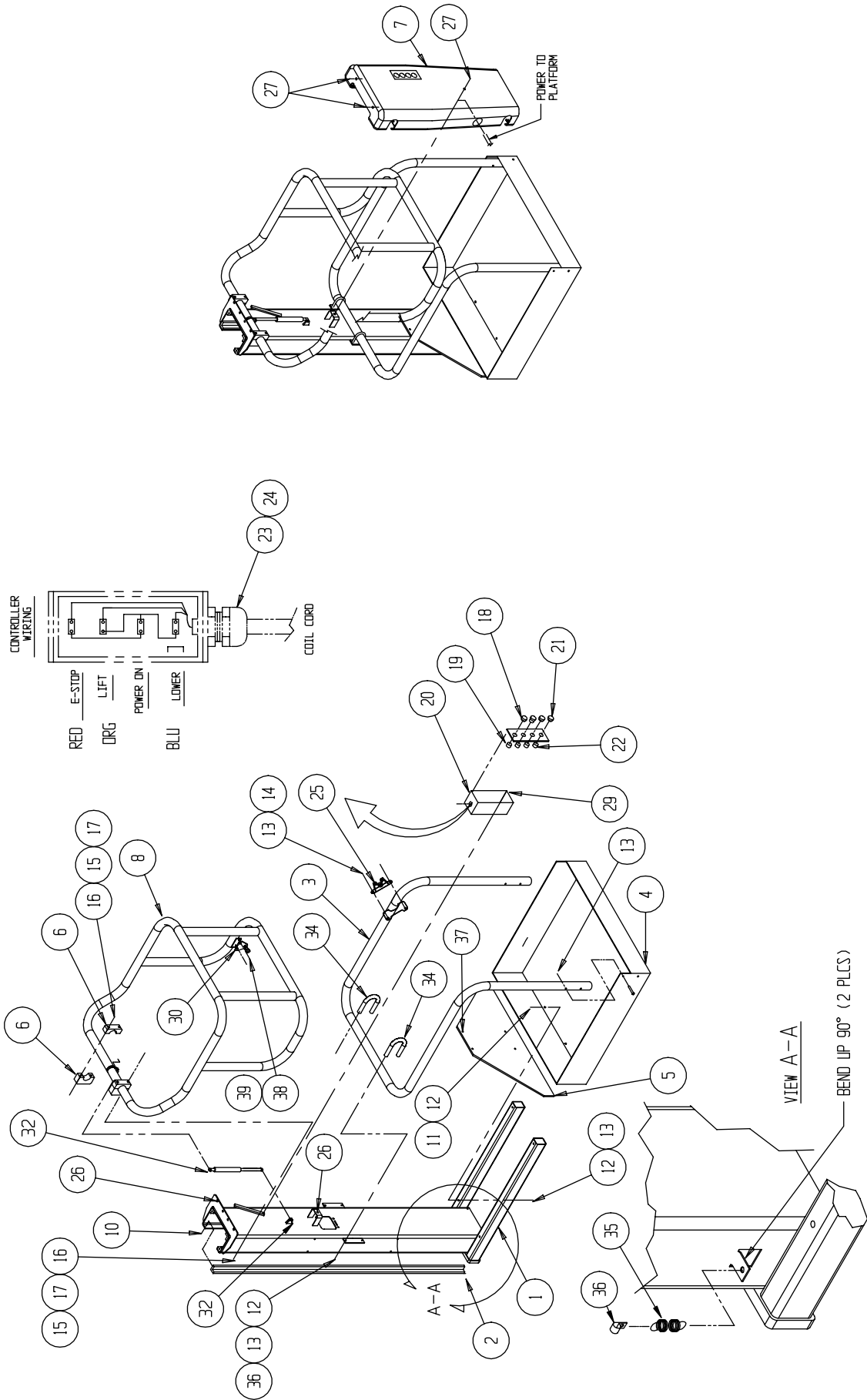
Item	Part Number	Description	UL25 -009	UL32 -010	UL40 -011
1	068163-005	CAGE SUPPORT WELDMENT	1		
	068163-006	CAGE SUPPORT WELDMENT		1	
	068163-007	CAGE SUPPORT WELDMENT			1
2	062165-133	CHAIN	2		
	062165-169	CHAIN		2	
	062165-201	CHAIN			2
3	068179-003	PLATFORM ASSY	1		
	068179-004	PLATFORM ASSY		1	1
4	017301-005	TUBE 1/2OD X 18GA WALL X 7/8	2	2	2
5	068092-000	SLEAVE SPANNER TUBE	1	1	1
6	068093-000	ROLLER CHAIN	1	1	1
7	068094-001	CONTROL CABLE SHEAVE	2	2	2
8	068162-000	CONTROL CABLE SHEAVE BKT.	2	2	2
9	062753-001	STRAP ASSY	1	1	1
10	068049-000	CONTROL BRACKET	1	1	1
12	011254-010	SCREW HHC 3/8-16UNC X 1 1/4	2	2	2
13	011240-006	WASHER 3/8 STD FLAT	2	2	2
14	011250-006	NUT HEX ESNA 3/8-16UNC	2	2	2
16	068142-000	CHAIN PIN	2	2	2
17	011253-006	SCREW HHC 5/16-18UNC X 3/4	2	2	2
18	011240-005	WASHER 5/16 STD FLAT	2	2	2
19	011250-005	NUT HEX ESNA 5/16-18UNC	2	2	2
20	011252-008	SCREW HHC 1/4-20UNC X 1	4	4	4
21	011240-004	WASHER 1/4 STD FLAT	11	11	11
22	011248-004	NUT HEX ESNA 1/4-20UNC	6	6	6
23	014099-044	SCREW HHC 3/4-10UNC X 5 1/2	1	1	1
24	011248-012	NUT HEX ESNA 3/4-10UNC	1	1	1
25	068231-000	TOP COVER	1	1	1
26	011240-012	WASHER STD FLAT 3/4	2	2	2
27	011252-003	SCREW HHC 1/4-20 UNC X 3/8	3	3	3
28	062129-000	STRAP RETAINER	1	1	1
29	012553-005	SCREW SOC HD 1/4-20UNC X 5/8	2	2	2



Platform Assembly, UL25

068179-003

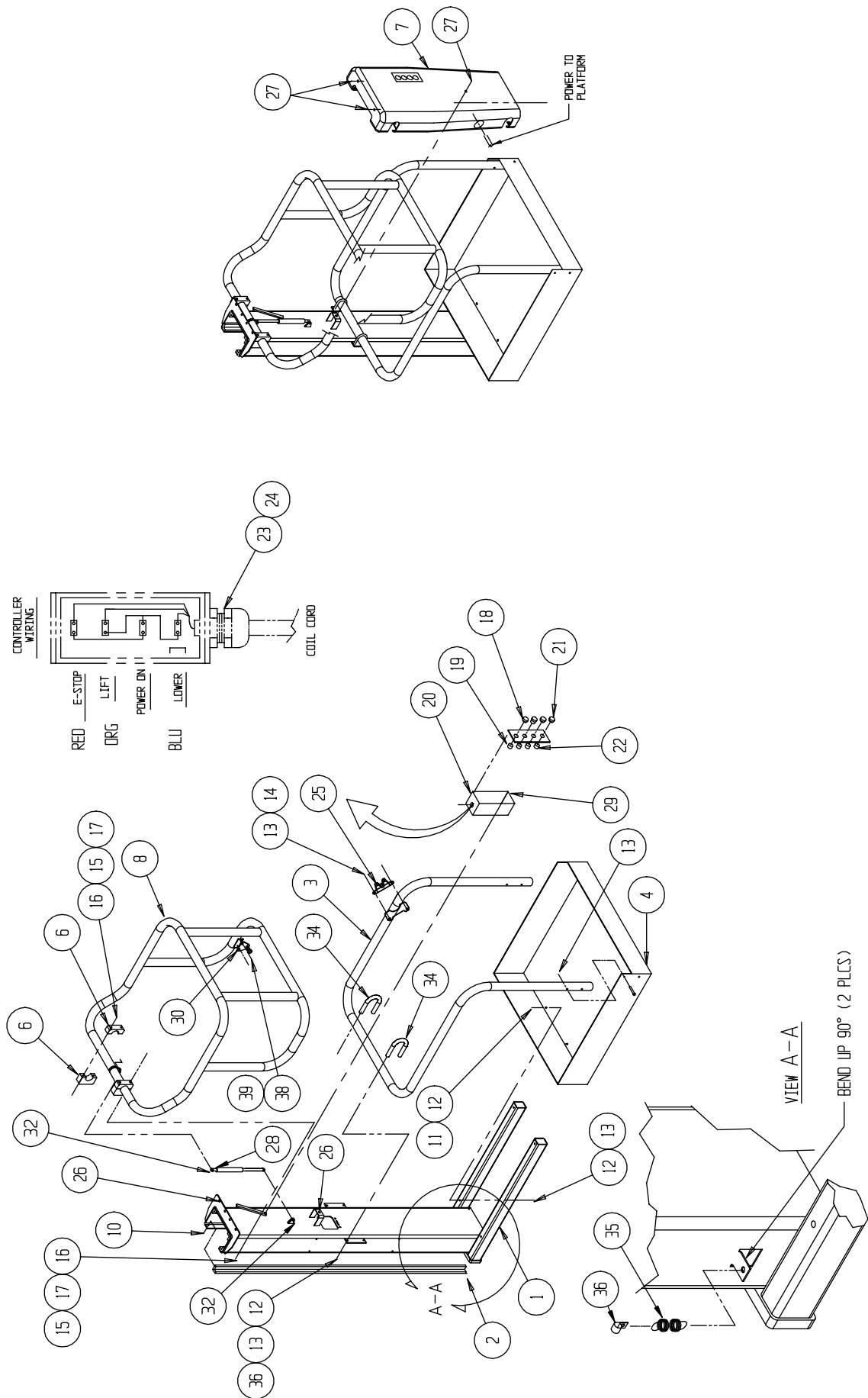
Item	Part Number	Description	Qty
1	068082-001	CAGE SUPPORT WELDMENT	1
2	068123-000	SLIDE ANGLE	4
3	068150-002	MIDRAIL WELDMENT	1
4	068149-002	CAGE PAN	1
5	068276-000	SHEAR GUARD	1
6	068096-000	RAIL BEARING TOP	4
7	068147-000	FRONT COVER	1
8	068171-002	UPPER GUARDRAIL WELDMENT	1
10	026525-003	SCREW SLFTP #8 HWH X 3/8	16
11	011252-022	SCREW HHC 1/4-20UNC X 2 3/4	4
12	011240-004	WASHER 1/4 STD	10
13	011248-004	NUT HEX ESNA 1/4-20UNC	12
14	011252-005	SCREW HHC 1/4-20 X 5/8	2
15	011264-022	SCREW HHC 5/16-18UNC X 2 3/4	4
16	011240-005	WASHER 5/16 STD	4
17	011246-010	NUT HEX ESNA 5/16-18UNC	4
18	062799-008	SWITCH, PUSH PULL	1
19	067028-000	CONTACT BLOCK	1
20	062799-011	ENCLOSURE BOX & COVER	1
21	062799-002	SWITCH OPERATOR COVER	3
22	062799-003	CONTACT BLOCK N.O.	3
23	029925-000	CONNECTOR	1
24	029939-002	LOCKNUT 1/2 NPT	1
25	068277-000	LATCH	1
26	014252-004	NUT SERT 1/4-20UNC	3
27	011825-006	SCREW RND HD 1/4-20UNC X 3/4	5
28	063650-012	GAS SPRING	1
29	011708-003	SCREW RD HD MACH #8-32 X 1/2	2
30	068277-010	STRIKER BOLT	1
31	011252-014	SCREW HHC 1/4-20UN X 1 3/4	4
32	015936-004	SCREW 3/8 X 1/2 SHOULDER	2
34	014924-008	U-BOLT	2
35	068630-000	EXTENSION SPRING yy.055 WIRE	2
36	013919-009	CLAMP, 5/8 DIA.	4
37	026551-007	RIVET 1/8 .251-.312 GRIP	4
38	011820-004	SCREW HHC #10-32 X 1/2 BUTTON HD SOC	2



Platform Assembly, UL32/UL40

068179-004

Item	Part Number	Description	Qty
1	068082-001	CAGE SUPPORT WELDMENT	1
2	068123-000	SLIDE ANGLE	4
3	068150-002	MIDRAIL WELDMENT	1
4	068149-002	CAGE PAN	1
6	068096-000	RAIL BEARING TOP	4
7	068147-000	FRONT COVER	1
8	068171-002	UPPER GUARDRAIL WELDMENT	1
10	026525-003	SCREW SLFTP #8 HWH X 3/8	16
11	011252-022	SCREW HHC 1/4-20UNC X 2 3/4	4
12	011240-004	WASHER 1/4 STD	10
13	011248-004	NUT HEX ESNA 1/4-20UNC	12
14	011252-005	SCREW HHC 1/4-20 X 5/8	2
15	011264-022	SCREW HHC 5/16-18UNC X 2 3/4	4
16	011240-005	WASHER 5/16 STD	4
17	011246-010	NUT HEX ESNA 5/16-18UNC	4
18	062799-008	SWITCH, PUSH PULL	1
19	067028-000	CONTACT BLOCK	1
20	062799-011	ENCLOSURE BOX & COVER	1
21	062799-002	SWITCH OPERATOR COVER	3
22	062799-003	CONTACT BLOCK N.O.	3
23	029925-000	CONNECTOR	1
24	029939-002	LOCKNUT 1/2 NPT	1
25	068277-000	LATCH	1
26	014252-004	NUT SERT 1/4-20UNC	3
27	011825-006	SCREW RND HD 1/4-20UNC X 3/4	5
28	063650-012	GAS SPRING	1
29	011708-003	SCREW RD HD MACH #8-32 X 1/2	2
30	068277-010	STRIKER BOLT	1
31	011252-014	SCREW HHC 1/4-20UN X 1 3/4	4
32	015936-004	SCREW 3/8 X 1/2 SHOULDER	2
34	014924-008	U-BOLT	2
35	068630-000	EXTENSION SPRING yy.055 WIRE	2
36	013919-009	CLAMP, 5/8 DIA.	4
37	026551-007	RIVET 1/8 .251-.312 GRIP	4
38	011820-004	SCREW HHC #10-32 X 1/2 BUTTON HD SOC	2
39	011240-003	WASHER #10 STD	2

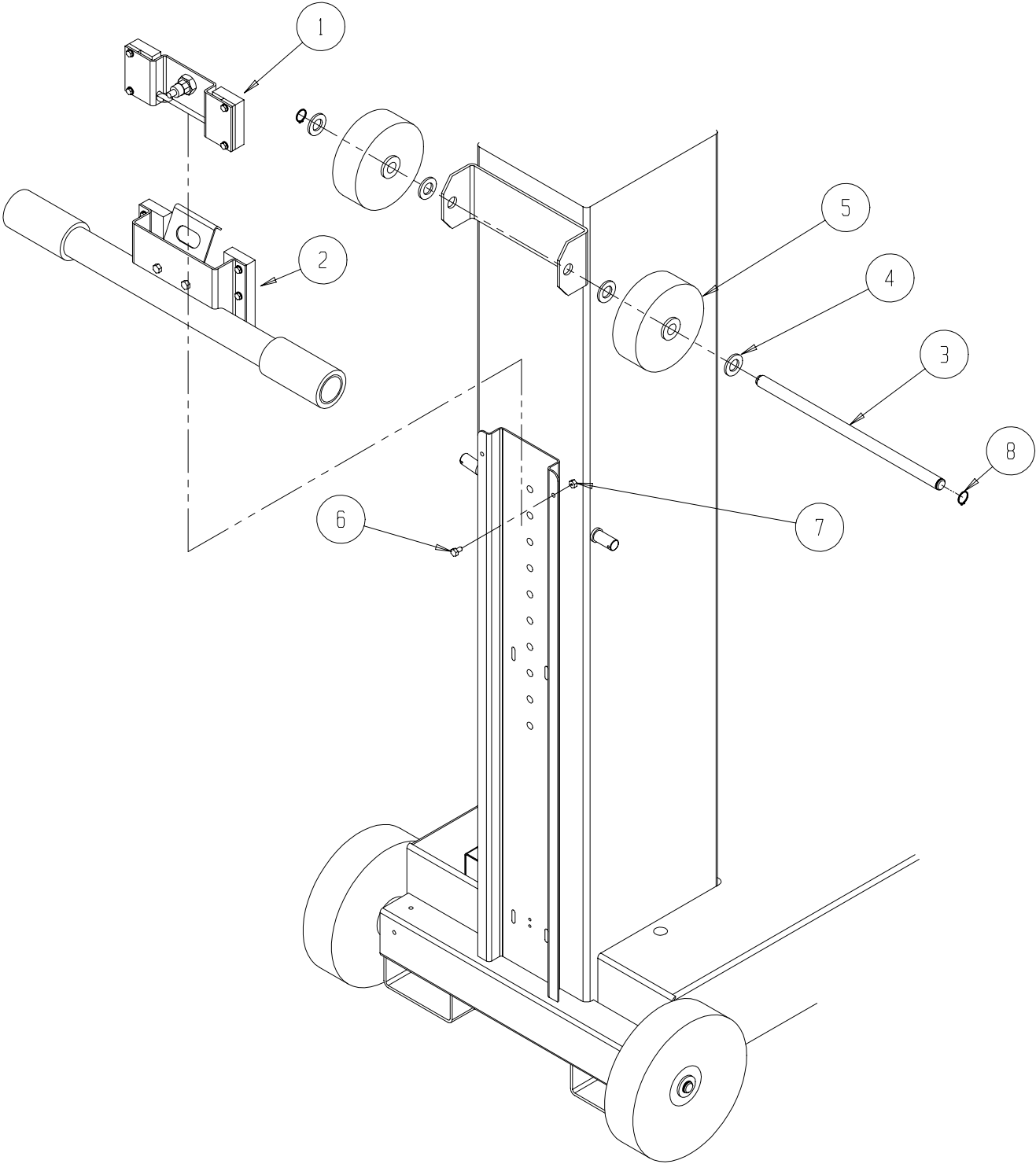


Loader Assembly, UL25

068194-000

Item	Part Number	Description	Qty
1	068190-000	LOADER STOP BRACKET ASSY	1
2	068186-000	LOADER BAR ASSY	1
3	068197-000	SHORT AXLE SHAFT	1
4	011240-012	FASHER FLAT 3/4	4

Item	Part Number	Description	Qty
5	068220-000	WHEEL	2
6	011252-004	SCREW HHC 1/4-20UNC X 1/2	2
7	011248-004	NUT HEX ESNA 1/4-20UNC	2
8	011764-012	RETAINING RING	2

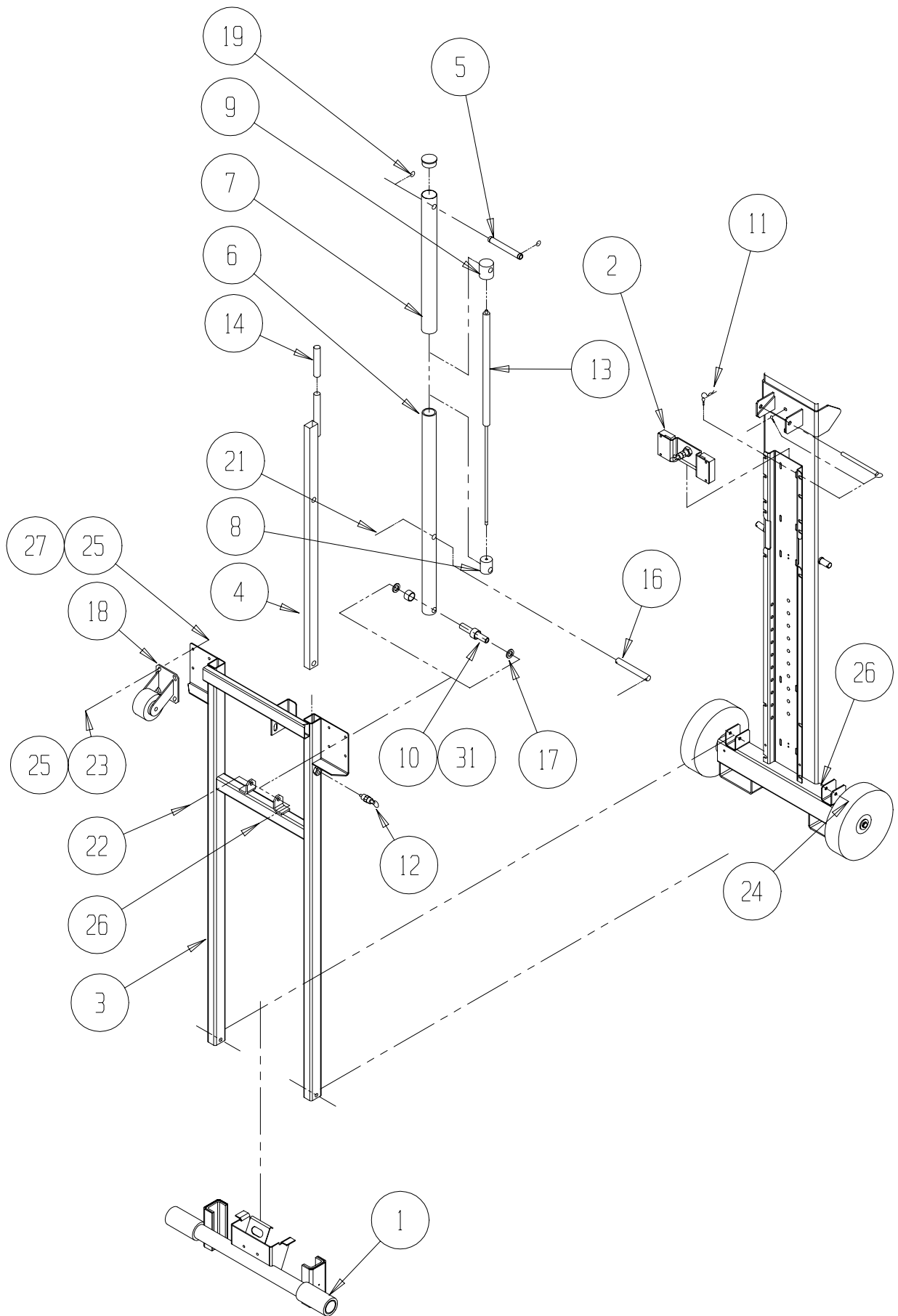


NOTES:

Tilt Back Assembly, UL32

068200-000

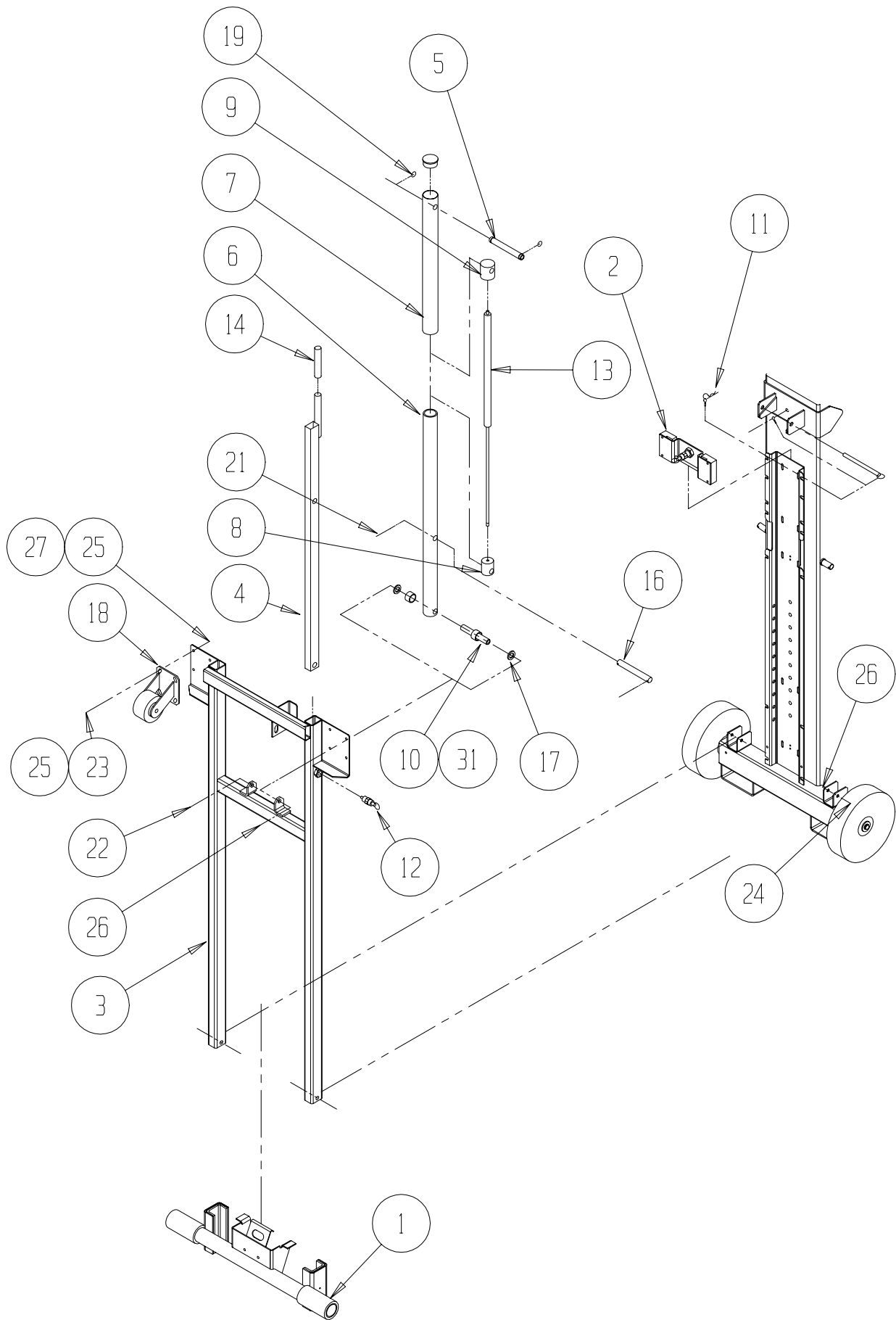
Item	Part Number	Description	Qty
1	068180-000	LOADER BAR ASSY	1
2	068190-000	LOADER STOP BRACKET ASSY	1
3	068201-000	TILT BACK WELDMENT 32-40	1
4	062844-000	TILT BAR WELDMENT	1
5	062846-001	TUBE CYLINDER MOUNT	1
6	068196-000	INNER TUBE 32	1
7	062884-002	TUBE CYLINDER OUTER	1
8	062885-001	FITTING CYLINDER END	1
9	062886-000	FITTING CYLINDER END	1
10	062887-001	PIN CYLINDER MOUNT	1
11	062891-001	LANYARD ASSY	1
12	003570-000	PIN RETAINING	1
13	063650-003	CYLINDER GAS SPRING	1
14	062843-001	GRIP	1
15	063926-004	CAP LUG	1
16	062888-003	PIN 3/4 X 2 1/2	1
17	011786-005	BUSHING	2
18	062784-004	CASTER	2
19	011764-012	RING RETAINING	2
21	011753-012	PIN COTTER 1/8 X 1 1/2	2
22	011256-008	SCREW HHC 1/2-13 X 1 1/2	2
23	011253-008	SCREW HHC 5/16-18 X 1	8
24	011256-022	SCREW HHC 1/2-13 2 3/4	2
25	011240-005	WASHER 5/16 FLAT	16
26	011238-008	NUT HEX ESNA 1/2-13	4
27	011248-005	NUT HEX ESNA 5/16-18	8
31	016590-001	PIPE 3/4 SCHED 40 ALUM X 3/8	2



Tilt Back Assembly, UL40

068200-001

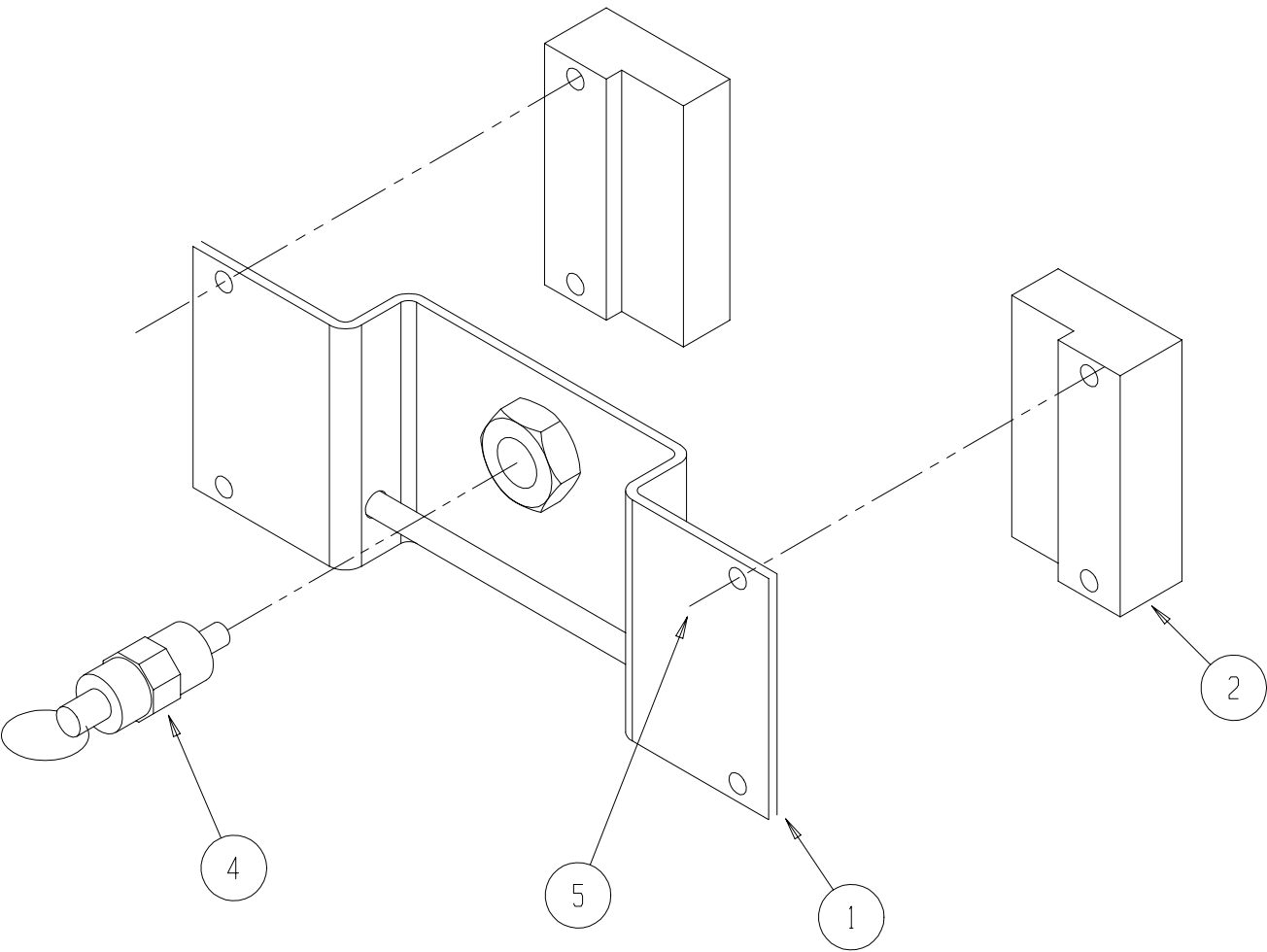
Item	Part Number	Description	Qty
1	068180-000	LOADER BAR ASSY	1
2	068190-000	LOADER STOP BRACKET ASSY	1
3	068201-000	TILT BACK WELDMENT 32-40	1
4	062844-000	TILT BAR WELDMENT	1
5	062846-001	TUBE CYLINDER MOUNT	1
6	068196-000	INNER TUBE 40	1
7	062884-001	TUBE CYLINDER OUTER	1
8	062885-001	FITTING CYLINDER END	1
9	062886-001	FITTING CYLINDER END	1
10	062887-001	PIN CYLINDER MOUNT	1
11	062891-001	LANYARD ASSY	1
12	003570-000	PIN RETAINING	1
13	063650-002	CYLINDER GAS SPRING	1
14	062843-001	GRIP	1
15	063926-004	CAP LUG	1
16	062888-003	PIN 3/4 X 2 1/2	1
17	011786-005	BUSHING	2
18	062784-004	CASTER	2
19	011764-012	RING RETAINING	2
21	011753-012	PIN COTTER 1/8 X 1 1/2	2
22	011256-008	SCREW HHC 1/2-13 X 1 1/2	2
23	011253-008	SCREW HHC 5/16-18 X 1	8
24	011256-022	SCREW HHC 1/2-13 2 3/4	2
25	011240-005	WASHER 5/16 FLAT	16
26	011238-008	NUT HEX ESNA 1/2-13	4
27	011248-005	NUT HEX ESNA 5/16-18	8
31	016590-001	PIPE 3/4 SCHED 40 ALUM X 3/8	2



Loader Stop Bracket Assembly

068190-000

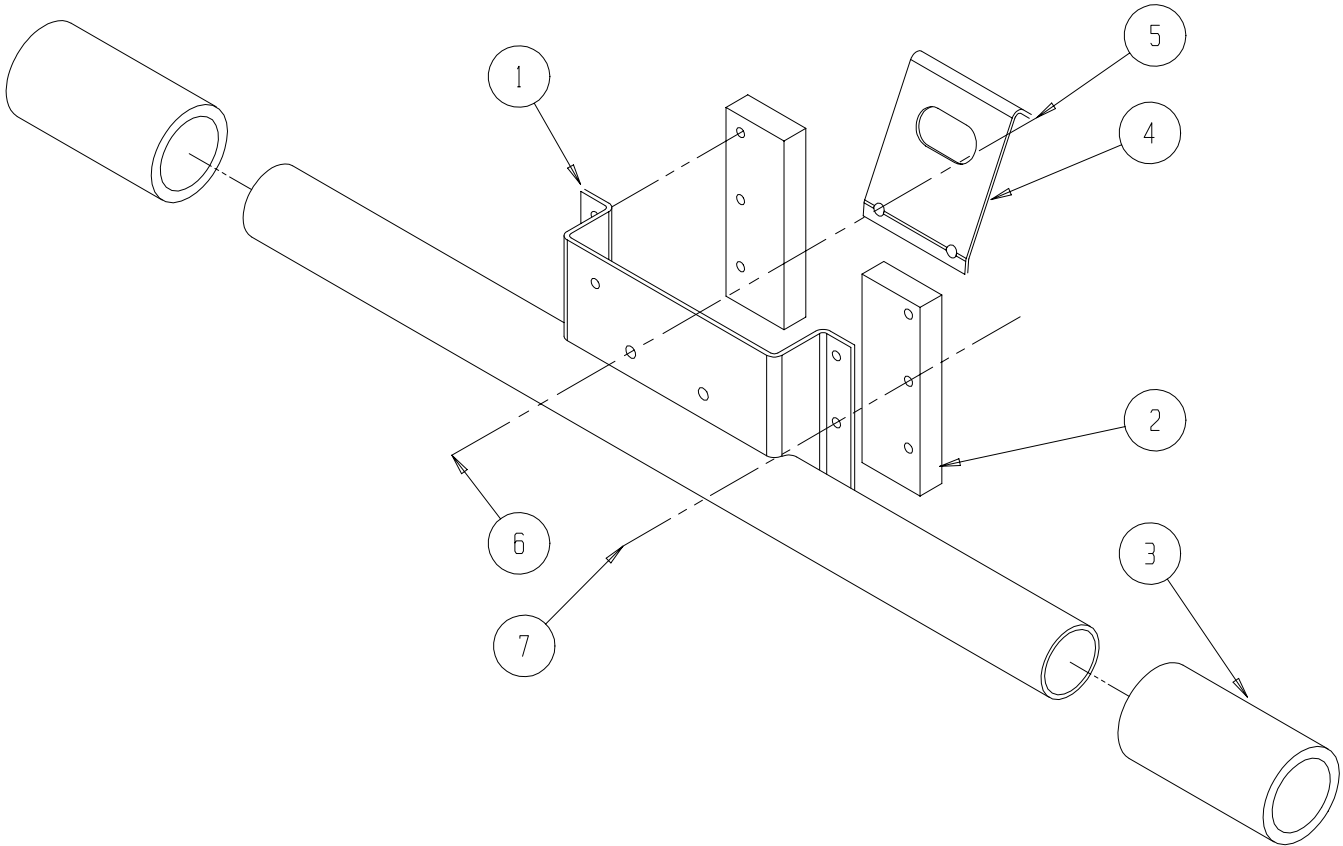
Item	Part Number	Description	Qty
1	068191-000	LOADER STOP BRACKET WELDMENT	1
2	068193-000	SLIDE PAD - LOADER STOP	2
4	03570-000	RETAINING PIN ASSY	1
5	014066-006	SCREW 1/4 SELF TAPPING X 3/4	4



Loader Bar Assembly

068186-000

Item	Part Number	Description	Qty
1	068187-000	LOADER BAR WELDMENT	1
2	068188-000	SLIDE PAD	2
3	061694-005	HOSE 2 5/8 OD X 2 ID X 5	2
4	062923-000	LOADER HANGER	1
5	015936-004	BOLT SHOULDER 3/8 X 1/2	2
6	011248-005	NUT HEX ESNA 5/16-18UNC	2
7	014066-006	SCREW HWH SLFTP 1/4-AB X 3/4	6



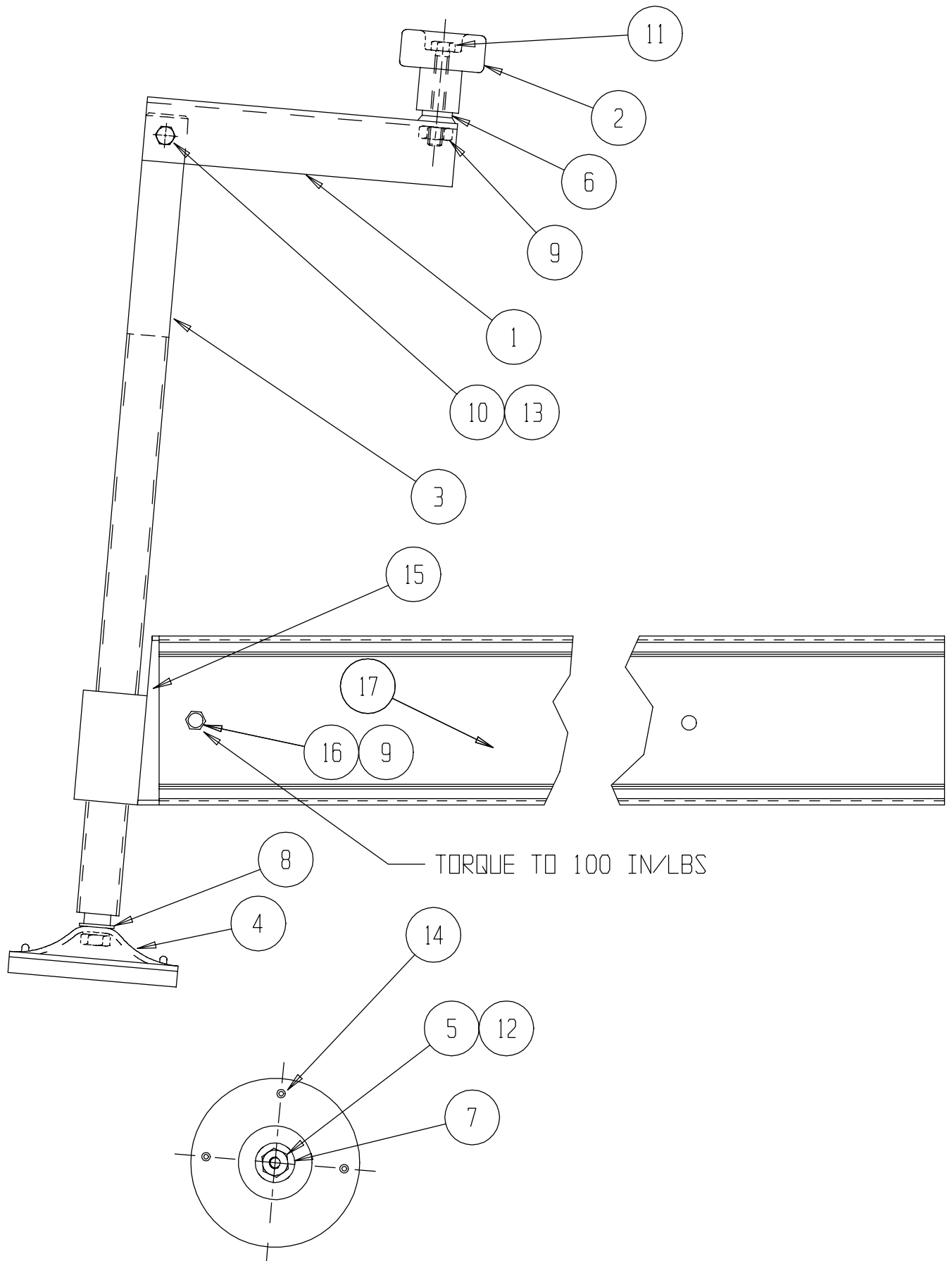
Outrigger Assembly

UL25 068157-000

UL32 068157-001

UL40 068157-002

Item	Part Number	Description	Qty
1	03471-000	HANDLE ARM	1
2	03508-000	KNOB	1
3	062636-000	SCREW	1
4	03532-000	PAD ASSEMBLY	1
5	011238-005	WASHER SPLIT LOCK 5/16	1
6	011240-004	WASHER 1/4 FLAT	2
7	011240-005	WASHER 5/16 FLAT	1
8	014996-010	WASHER 5/8 SAE FLAT	1
9	011248-004	NUT HEX ESNA 1/4-20UNC	2
10	011248-005	NUT HEX ESNA 5/16-18UNC	1
11	011252-018	SCREW HHC 1/4-20UNC X 2 1/4	1
12	011253-008	SCREW HHC 5/16-18UNC X 1	1
13	011253-014	SCREW HHC 5/16-18UNC X 1-3/4	1
14	026553-005	RIVET POP 3/16 X 3/8	4
15	068148-000	SCREW CASTING	1
16	011252-024	SCREW HHC 1/4-20UNC X 3	1
17	068102-000	OUTRIGGER TUBE UL25	1
	068102-001	OUTRIGGER TUBE UL32	1
	068102-002	OUTRIGGER TUBE UL40	1

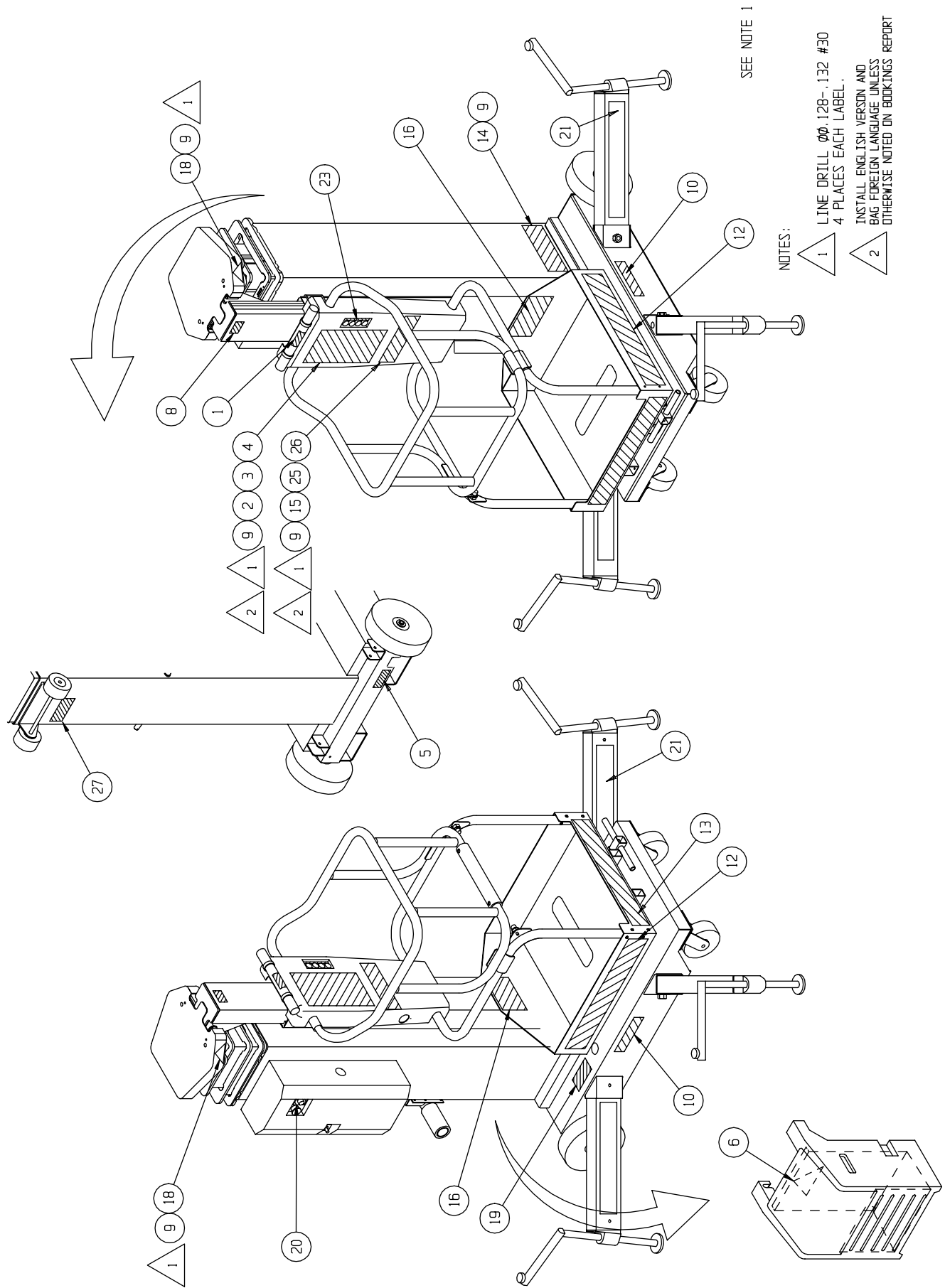


Label Kit, UL25

AC 068013-012

DC 068013-013

Item	Part Number	Description	Qty
1	010076-901	LABEL, OPERATING INSTRUCTIONS	1
2	067195-003	LABEL, WARNING USE	1
3	067195-203	LABEL, WARNING USE	1
4	067195-303	LABEL, WARNING USE	1
5	005223-903	LABEL, EMERGENCY DOWN	1
6	101210-000	LABEL, WARNING HYDROGEN GAS	1 DC ONLY
8	064444-000	LABEL, USA	1
9	026551-004	RIVET, POP 1/8 .126-.187 GRIP	18
10	062218-901	LABEL, INSERT OUTRIGGER	2
12	061683-008	LABEL, UPRIGHT	2
13	068212-001	LABEL, UL25	1
14	061205-003	NAME PLATE	1
15	066550-015	LABEL, WARNING BEFORE USING	1
16	066557-971	LABEL, WARNING MAX LOAD 159 KG	1
18	101208-002	LABEL, WARNING PINCH POINT	2
19	066551-905	LABEL, WARNING CENTER BUBBLE	1
20	069338-900	LABEL, CONTROL SWITCH	1
21	064936-099	TAPE REFLECTIVE	FT 12
23	062840-900	LABEL, CONTROLS	1
24			
25	066550-215	LABEL, WARNING BEFORE USING	1
26	066550-315	LABEL, WARNING BEFORE USING	1
27	062466-902	LABEL, TILTBACK WARNING	1

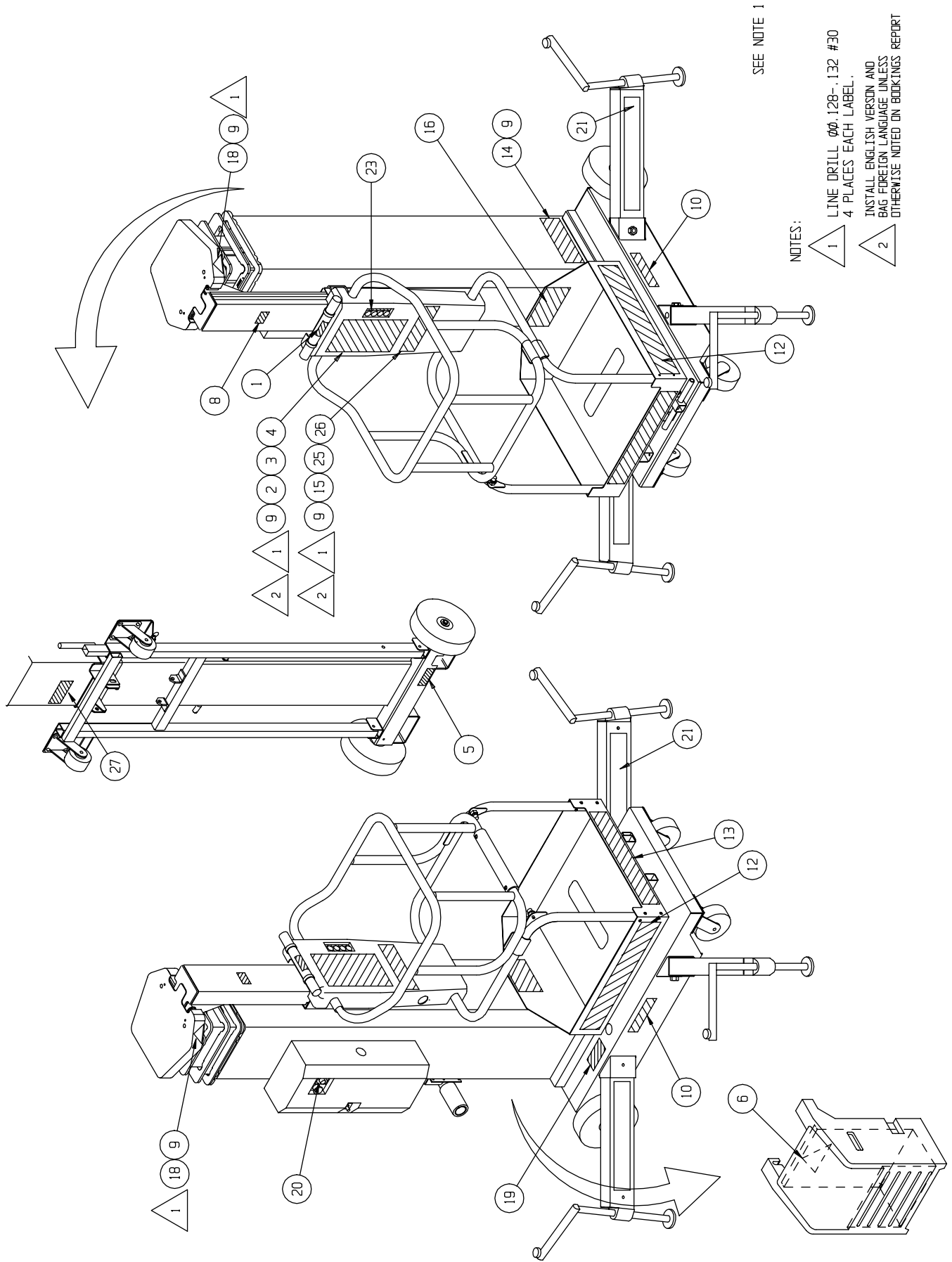


Label Kit, UL32

AC 068014-012

DC 068014-013

Item	Part Number	Description	Qty
1	010076-901	LABEL, OPERATING INSTRUCTIONS	1
2	067195-003	LABEL, WARNING USE	1
3	067195-203	LABEL, WARNING USE	1
4	067195-303	LABEL, WARNING USE	1
5	005223-903	LABEL, EMERGENCY DOWN	1
6	101210-000	LABEL, WARNING HYDROGEN GAS	1 DC ONLY
8	064444-000	LABEL, USA	1
9	026551-004	RIVET, POP 1/8 .126-.187 GRIP	18
10	062218-901	LABEL, INSERT OUTRIGGER	2
12	061683-008	LABEL, UPRIGHT	2
13	068212-002	LABEL, UL32	1
14	061205-003	NAME PLATE	1
15	066550-015	LABEL, WARNING BEFORE USING	1
16	066557-959	LABEL, WARNING MAX LOAD 135 KG	1
18	101208-002	LABEL, WARNING PINCH POINT	2
19	066551-905	LABEL, WARNING CENTER BUBBLE	1
20	069338-900	LABEL, CONTROL SWITCH	1
21	064936-099	TAPE REFLECTIVE	FT 22
23	062840-900	LABEL, CONTROLS	1
24			
25	066550-215	LABEL, WARNING BEFORE USING	1
26	066550-315	LABEL, WARNING BEFORE USING	1
27	062466-902	LABEL, TILTBACK WARNING	1

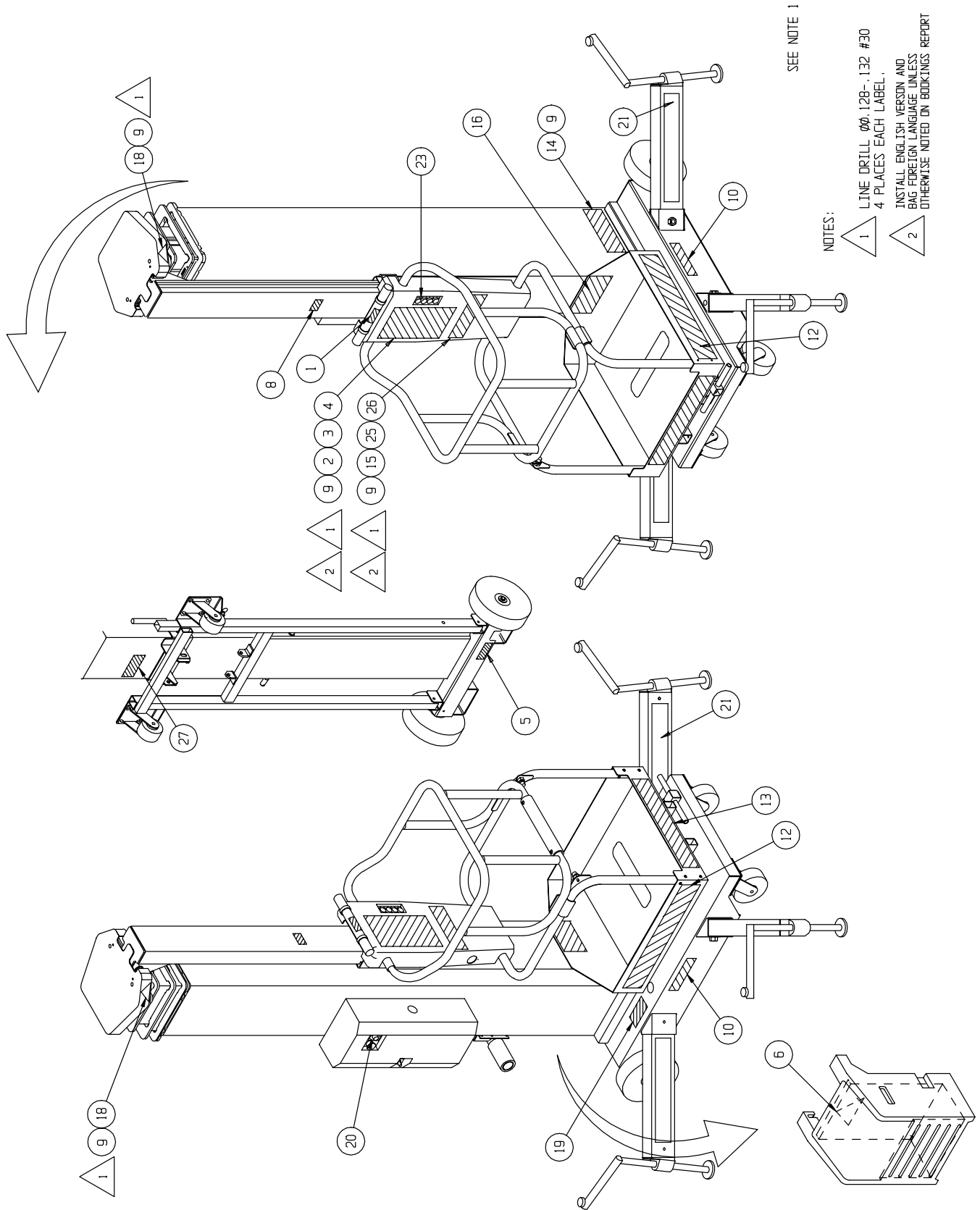


Label Kit, UL40

AC 068015-012

DC 068015-013

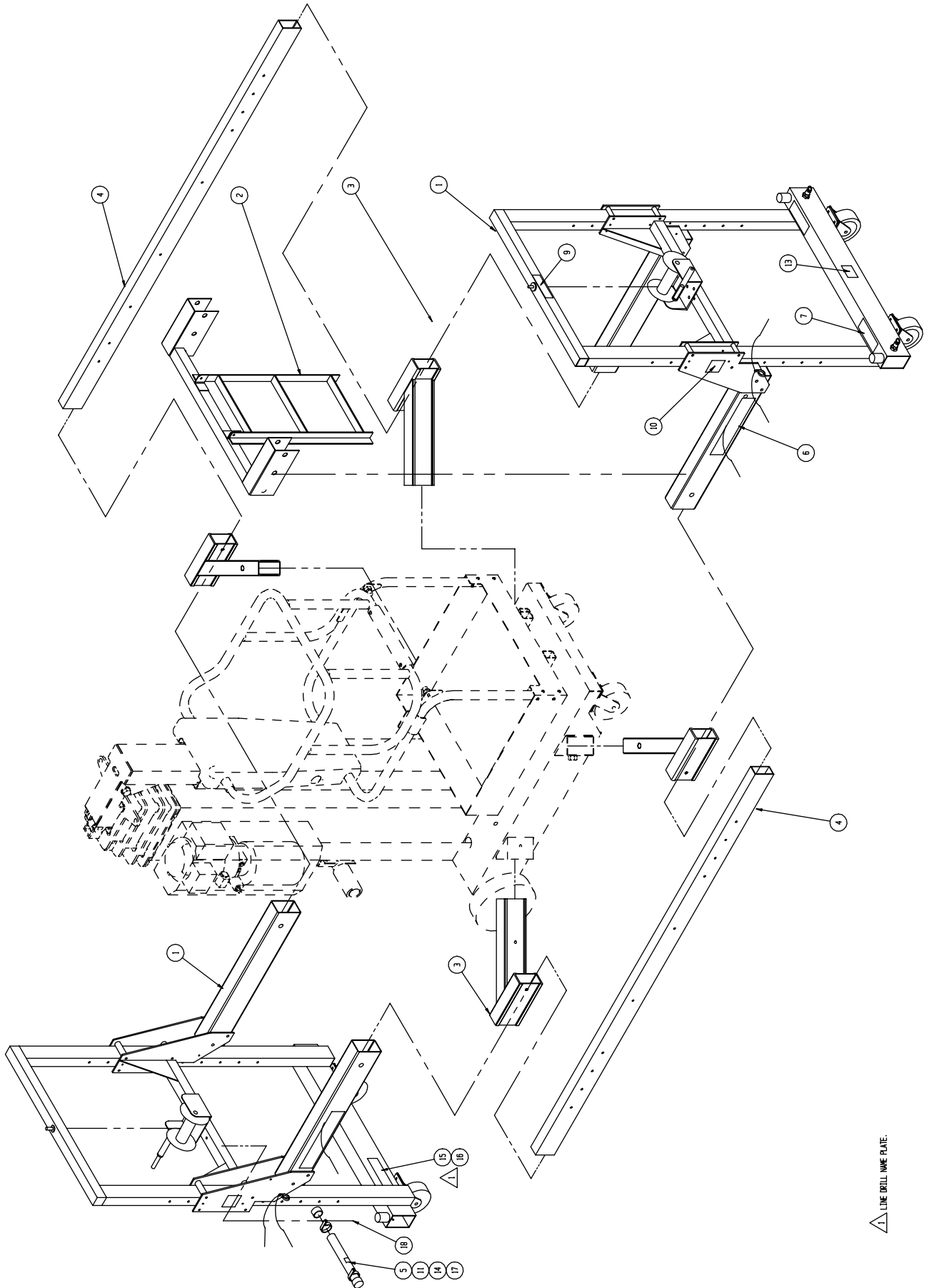
Item	Part Number	Description	Qty
1	010076-901	LABEL, OPERATING INSTRUCTIONS	1
2	067195-003	LABEL, WARNING USE	1
3	067195-203	LABEL, WARNING USE	1
4	067195-303	LABEL, WARNING USE	1
5	005223-903	LABEL, EMERGENCY DOWN	1
6	101210-000	LABEL, WARNING HYDROGEN GAS	1 DC ONLY
8	064444-000	LABEL, USA	1
9	026551-004	RIVET, POP 1/8 .126-.187 GRIP	18
10	062218-901	LABEL, INSERT OUTRIGGER	2
12	061683-008	LABEL, UPRIGHT	2
13	068212-003	LABEL, UL40	1
14	061205-003	NAME PLATE	1
15	066550-015	LABEL, WARNING BEFORE USING	1
16	066557-959	LABEL, WARNING MAX LOAD 135 KG	1
18	101208-002	LABEL, WARNING PINCH POINT	2
19	066551-905	LABEL, WARNING CENTER BUBBLE	1
20	069338-900	LABEL, CONTROL SWITCH	1
21	064936-099	TAPE REFLECTIVE	FT 28.7
23	062840-900	LABEL, CONTROLS	1
24			
25	066550-215	LABEL, WARNING BEFORE USING	1
26	066550-315	LABEL, WARNING BEFORE USING	1
27	062466-902	LABEL, TILTBACK WARNING	1



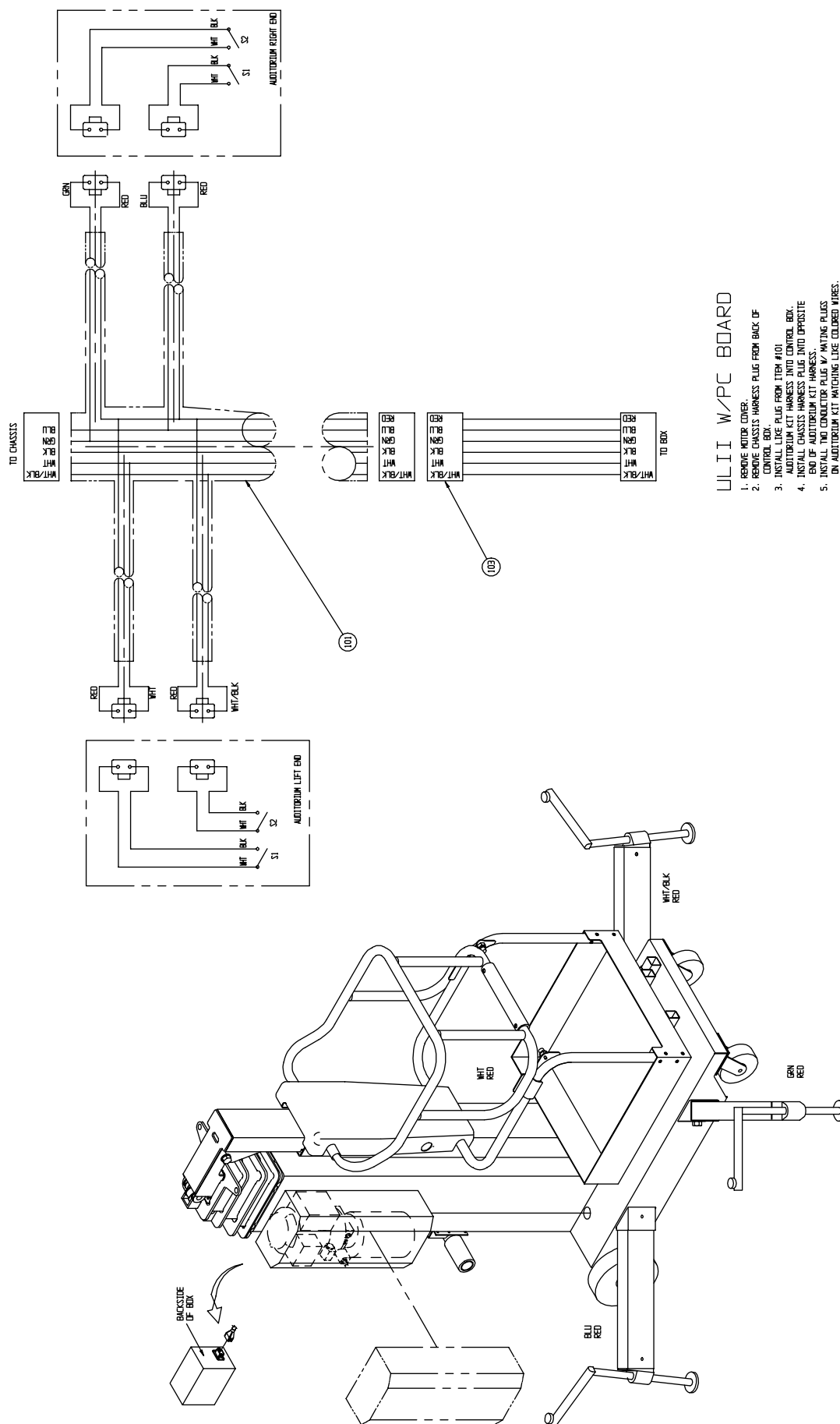
Auditorium Kit Option

068600-000

Item	Part Number	Description	Qty
1	068620-000	AUDITORIUM LIFT END ASSY	2
2	068621-000	LADDER SUPPORT ASSY	1
3	068602-000	OUTRIGGER TUBE ASSY	4
4	068628-000	OUTRIGGER TUBE WELDMENT	2
5	065099-000	LABEL INST TUBE ASSY	1
6	061683-016	LABEL UP-RIGHT	4
7	062218-000	LABEL INST.	4
9	066548-000	LABEL WARNING	2
10	066546-000	LABEL WARNING	4
11	062304-001	USER MANUAL	1
13	066547-000	LABEL WARNING	2
14	060577-001	ANSI MANUAL	1
15	061205-000	NAME PLATE	1
16	026551-004	RIVET, POP 1/2 .126-.187	4
17	003610-000	LABEL OPERATING INST.	1
18	014066-006	SCREW SLFTP HWH 1/4-AB X 3/4	2
101	067992-000	AUDITORIUM HARNESS	1
102	067993-000	WIRE HARNESS SHORT	1
103	068648-000	WIRE HARNESS 36 X 6	1

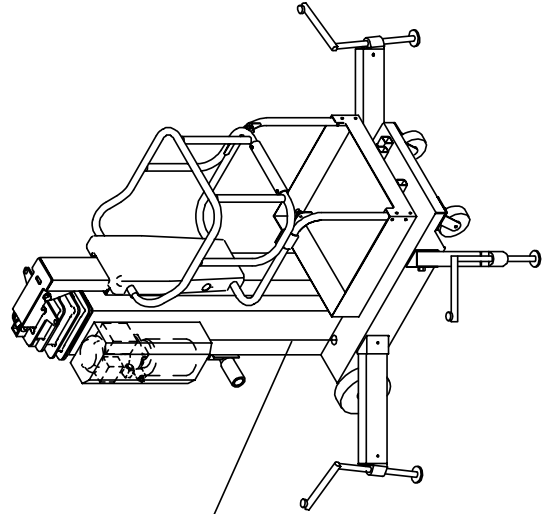
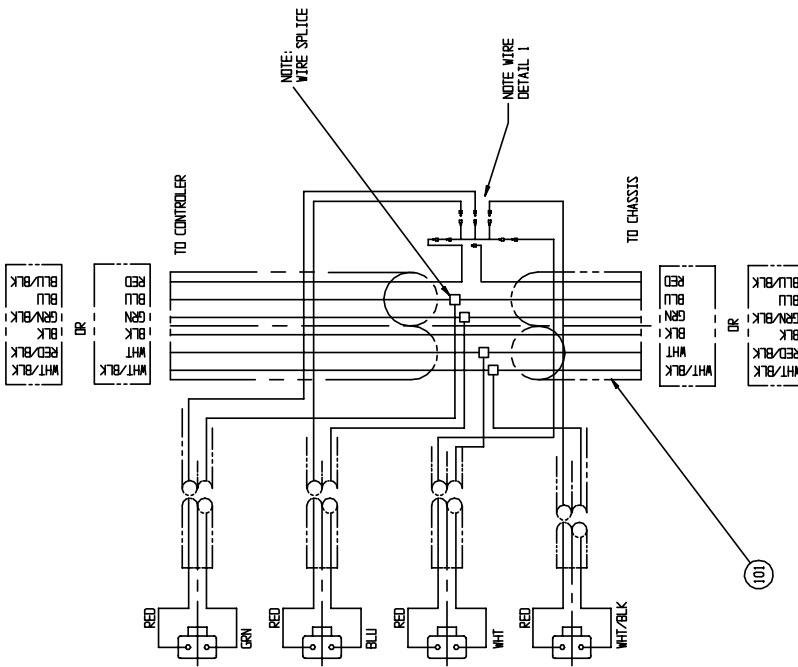
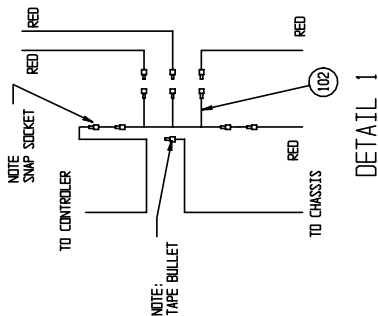


△ LINE DRILL HOLE PLATE



ULII W/O PC BOARD

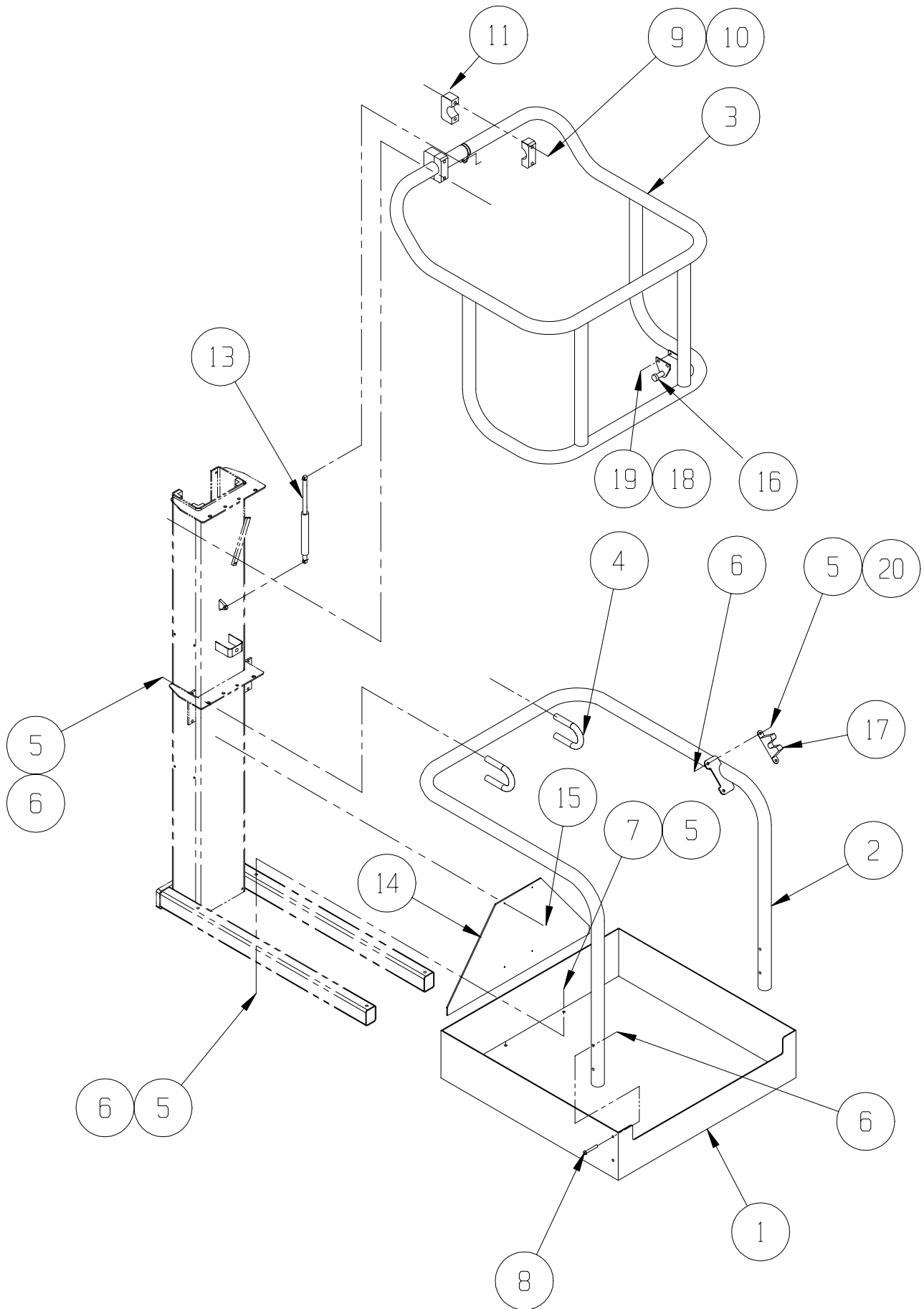
1. Remove battery connection or power source.
2. Remove and pull back approximately 1 FT. of the outer wire covering at the base of machine.
3. Cut red (or blu/blk) wire and install snap plug and socket as shown see detail 1.
4. Install wire splices as shown. (fig 1)
5. Remove the 2 wire pigtails from the auditorium kit harness item #1.
6. Install the wire item #102 (harness short) 67993-000 into the red (or blu/blk) wire as shown see detail 1.
7. Install the red wire from each pigtail into the 067993-000.
8. Install the remaining wire from each pigtail into the wire splices as shown in fig. 1.
9. Check indicator lights using auditorium lift end.
10. Tape all connections and replace outer wire cover.



Narrow Cage Option

068242-001

Item	Part Number	Description	Qty
1	068149-003	CAGE PAN (NARROW)	1
2	068150-003	MIDRAIL WELDMENT (NARROW)	1
3	068171-003	UPPER GUARDRAIL WELDMENT (NARROW)	1
4	014924-008	U-BOLT	2
5	011240-004	WASHER 1/4" STD.	14
6	011248-004	LOCKNUT, ESNA 1/4-20 UNC	14
7	011252-022	SCREW, HHC 1/4-20 UNC X 2 3/4	4
8	011252-014	SCREW, HHC 1/4-20 UNC X 1 3/4	4
9	011240-005	WASHER, 5/16 STD.	8
10	011264-022	SCREW, HHC 5/16-18 UNC X 2 3/4	4
11	068096-000	RAIL BEARING, TOP	4
13	063650-012	GAS SPRING	1
14	068276-001	SHEAR GAURD	1
15	026551-007	RIVET 1/8 X .251-.312 GRIP	4
16	068277-010	STRIKER BOLT	1
17	068277-000	LATCH	1
18	011709-004	SCREW MACH RD HD 10-24 X 1/2	2
19	011240-003	WASHER #10 STD FLAT	2
20	011821-005	SCREW BUTT HD 1/4-20UNC X 5/8	2

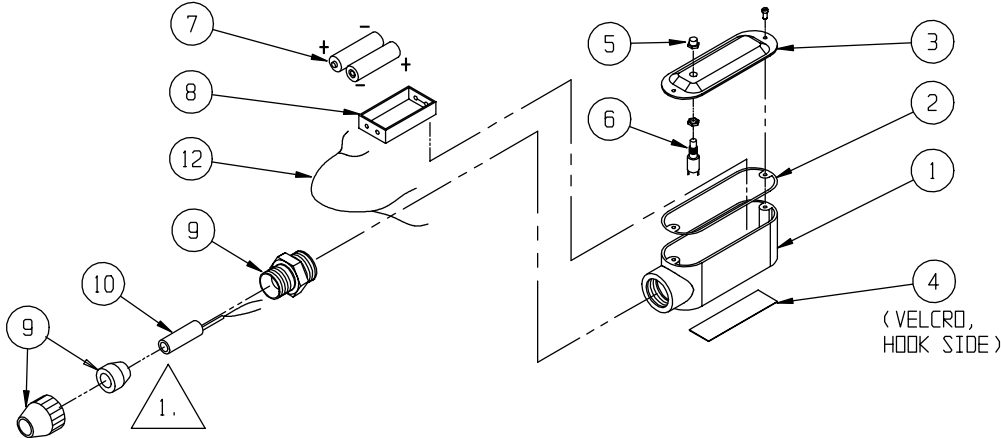
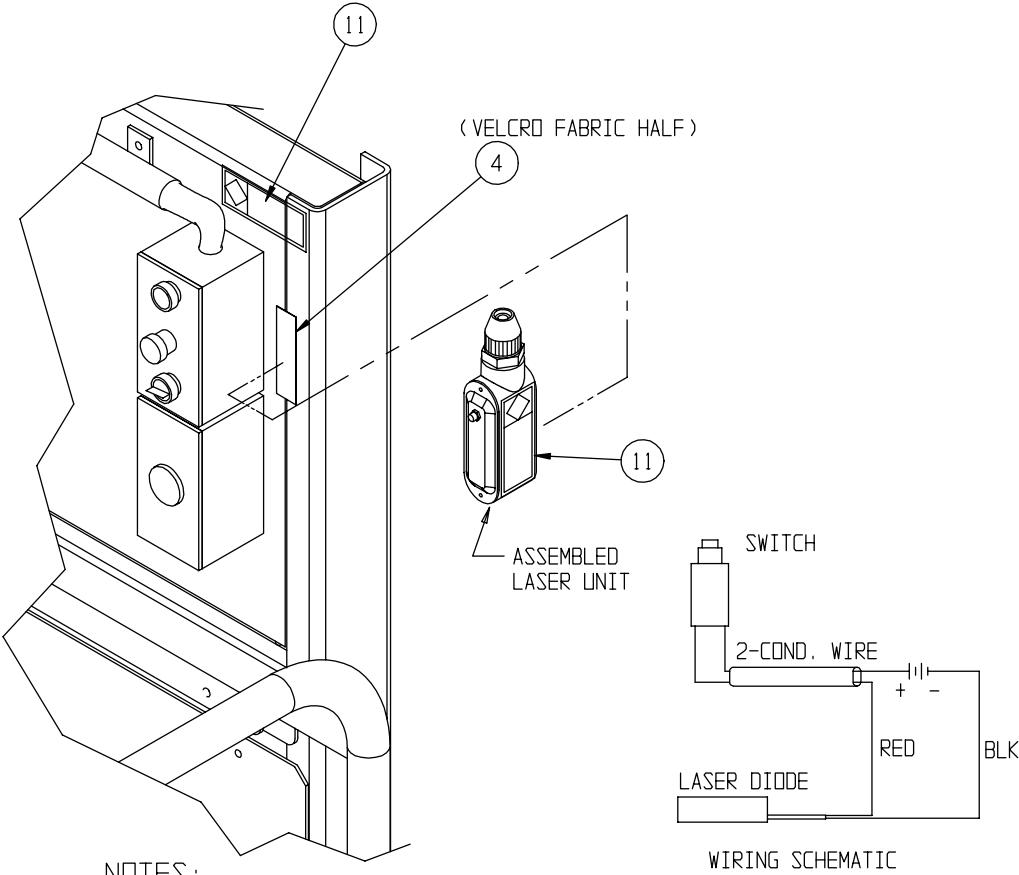


Laser Locator Option

067044-000

Item	Part Number	Description	Qty
1	067152-000	BODY, CONDUIT DEAD END 3/4"	1
2	067153-000	GASKET	1
3	067154-000	COVER, DEAD END	1
4	067158-000	VELCRO	FT .29
5	067157-000	BOOT, SWITCH	1
6	067156-000	SWITCH, MOMENTARY (MINI)	1

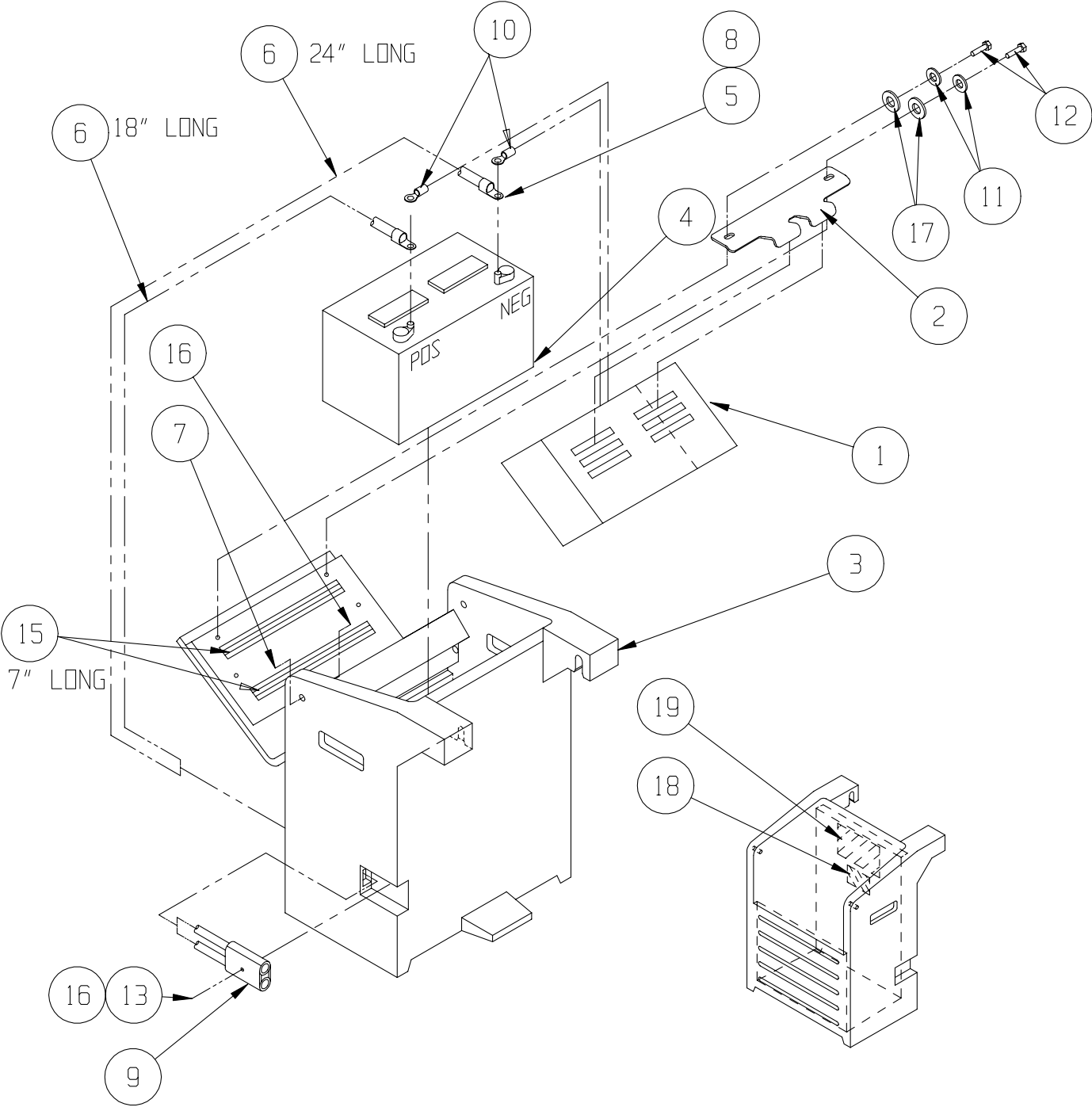
Item	Part Number	Description	Qty
7	067160-000	BATTERY, AA DRY CELL 1.5VDC	2
8	067155-000	BATTERY HOLDER, AA DRY CELL	1
9	029925-006	STRAIN RELIEF, 3/4"	1
10	067151-000	LASER DIODE 3mW 670NM (RED)	1
11	067159-000	LABEL, DANGER LASER RADIATION	2
12	029441-099	WIRE, 18GA 2 COND.	FT .5



Power Pack Option

068100-001

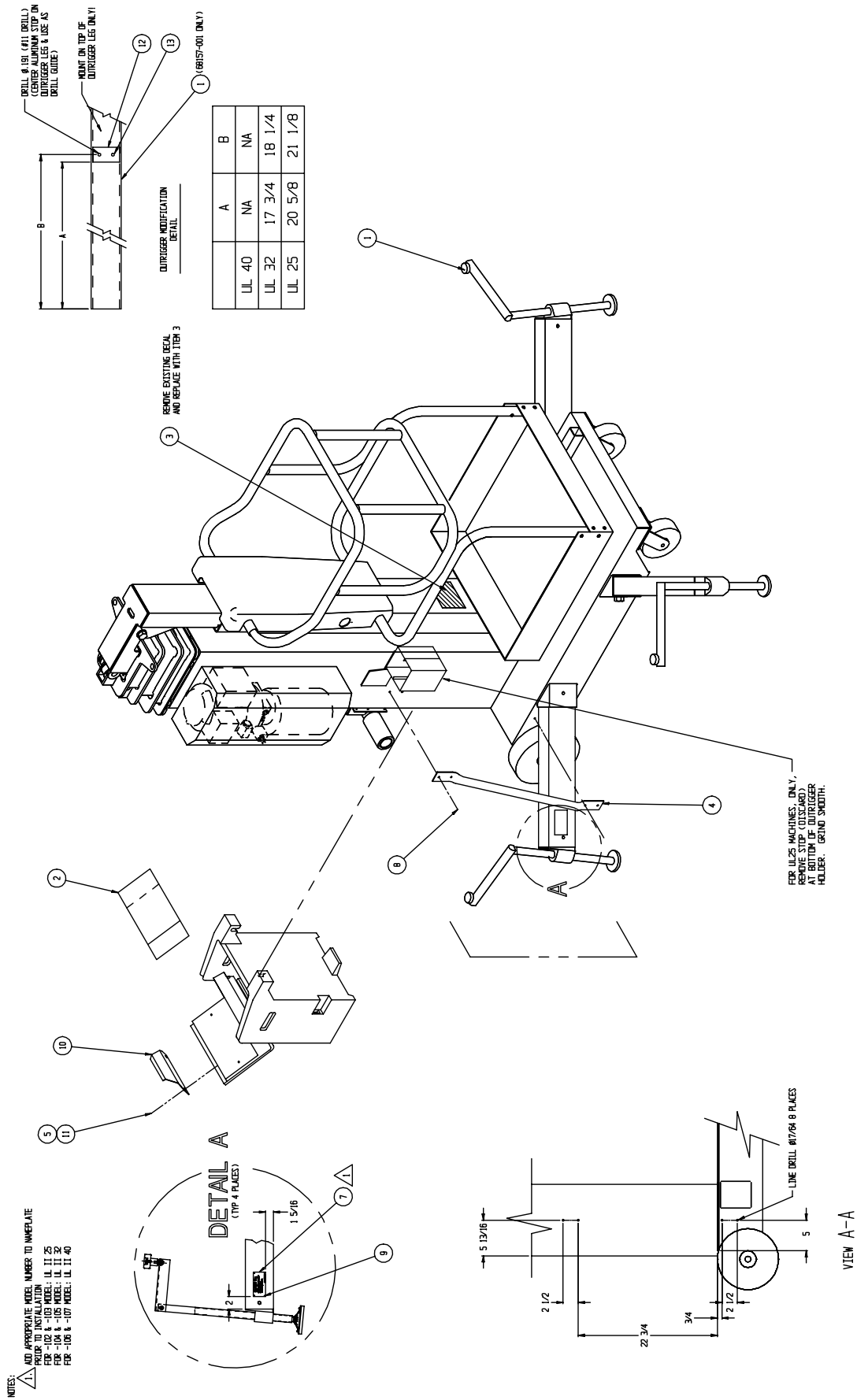
Item	Part Number	Description	Qty	Item	Part Number	Description	Qty
1	062782-000	CHARGER	1	9	029902-000	CONN 175 AMP	1
3	068214-000	BATTERY BOX	1	10	029601-015	CONN RING TERM 3/8 DIA 16-14	2
4	062299-004	BATTERY	1	12	011252-008	SCREW HHC 1/4-20 X 1	2
5	010154-000	COVER BATTERY	2	13	011252-012	SCREW HHC 1/4-20 X 1 1/2	2
6	029431-099	CABLE, #2 AWG WELDING	FT 3.5	16	011248-004	NUT 1/4-20 ESNA	4
7	015966-005	SCREW, HEX, SHOULDER, 5/16 X 5/8	2	18	005221-000	LABEL BATTERY FLUID	1
8	029602-025	RING TERM #2 - 5/16 DIA	2	19	066552-000	LABEL WARNING HYDROGEN GAS	1



CSA/CE Kit Option EURO

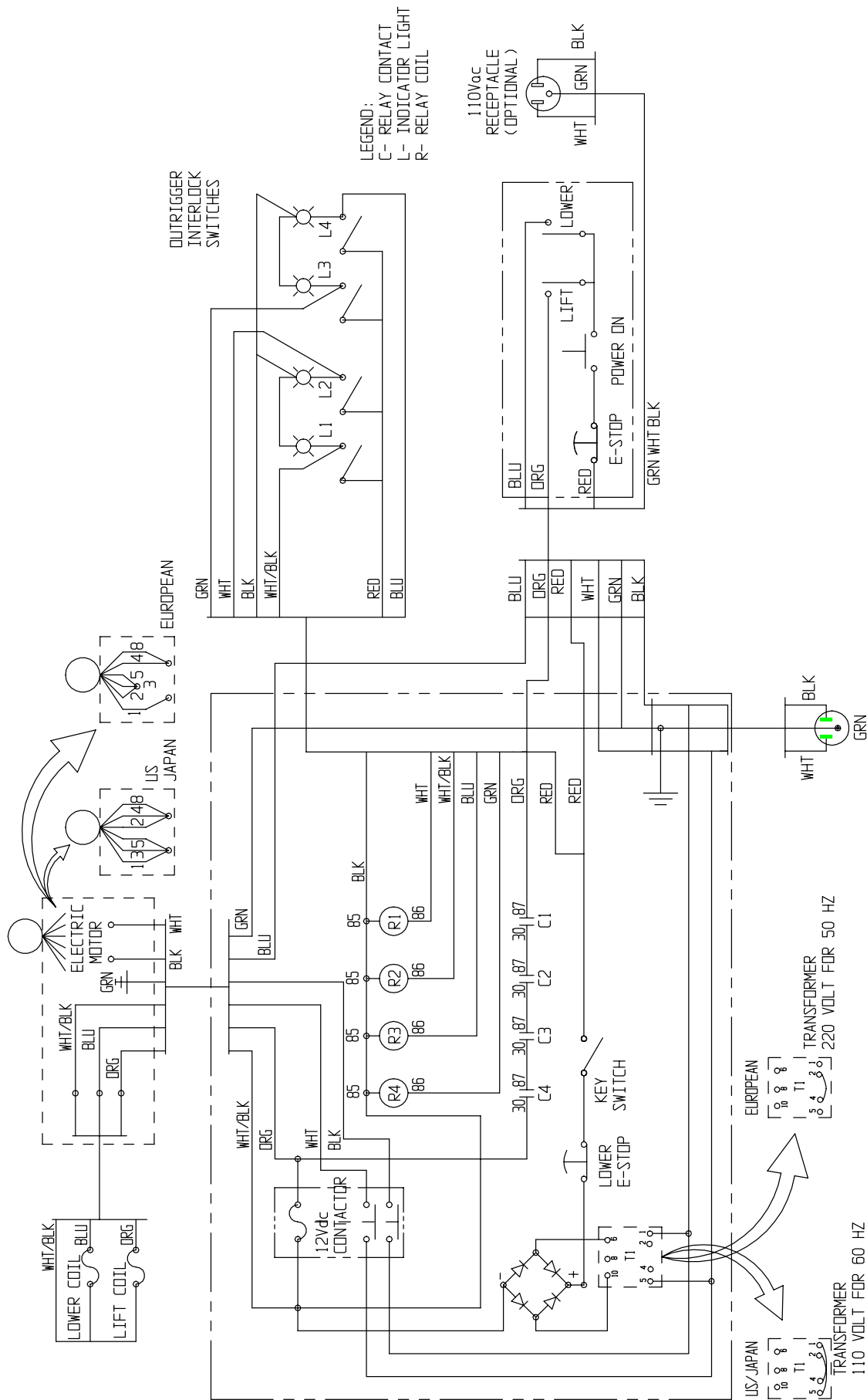
030838-102-107

Item	Part Number	Description	UL25 AC -102	UL25 DC -103	UL32 AC -104	UL32 DC -105	UL40 AC -106	UL40 DC -107
1	068157-001	OUTRIGGER ASSEMBLY	4	4				
1	030838-008	OUTRIGGER ASSEMBLY			4	4		
1	030838-007	OUTRIGGER ASSEMBLY					4	4
2	030838-010	CHARGER, BATTERY		1		1		1
3	066557-015	LABEL, WARNING	1	1	1	1	1	1
4	030838-009	STRUT	2	2	2	2	2	2
5	011252-004	SCREW 1/4-20 UNC HHC X 1/2		1		1	1	
6	068017-040	USER MANUAL CSA/CE SUPPLEMENT	1	1	1	1	1	1
7	061205-030	OUTRIGGER CSA / CE NAMEPLATE	4	4	4	4	4	4
8	026554-001	POP RIVET	8	8	8	8	8	8
9	065368-000	TACK	16	16	16	16	16	16
10	030838-011	BRACKET, CHARGER		1		1		1
11	011240-004	WASHER, 1/4 DIA STD FLAT		2		2		2
12	030838-020	STOP BAR, 1/4" ALUM.	4	4				
13	026553-008	RIVET, POP 3/16" DIA. .501-.625 GRIP	8	8				



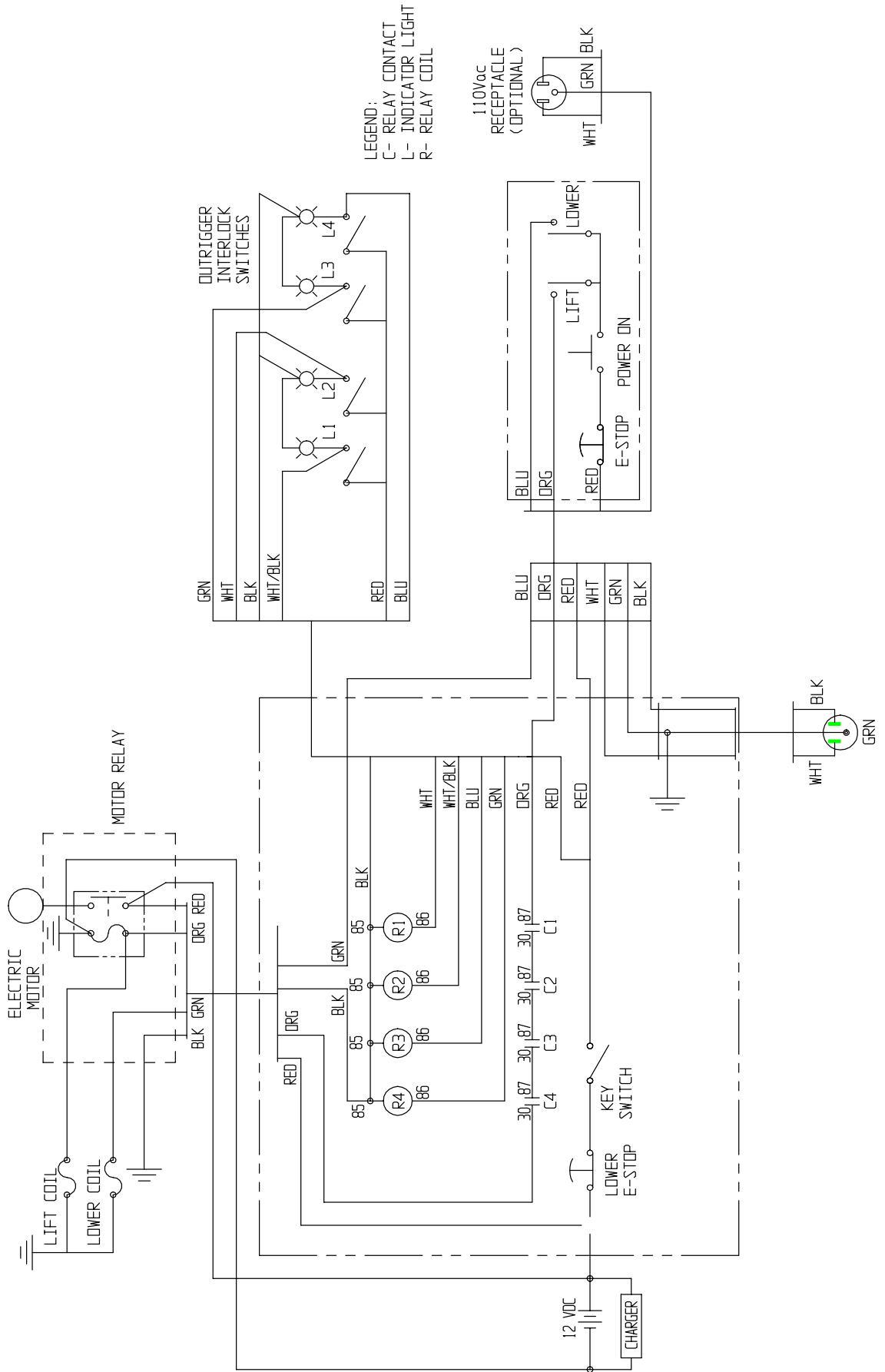
Electrical Schematic, AC

068010-000



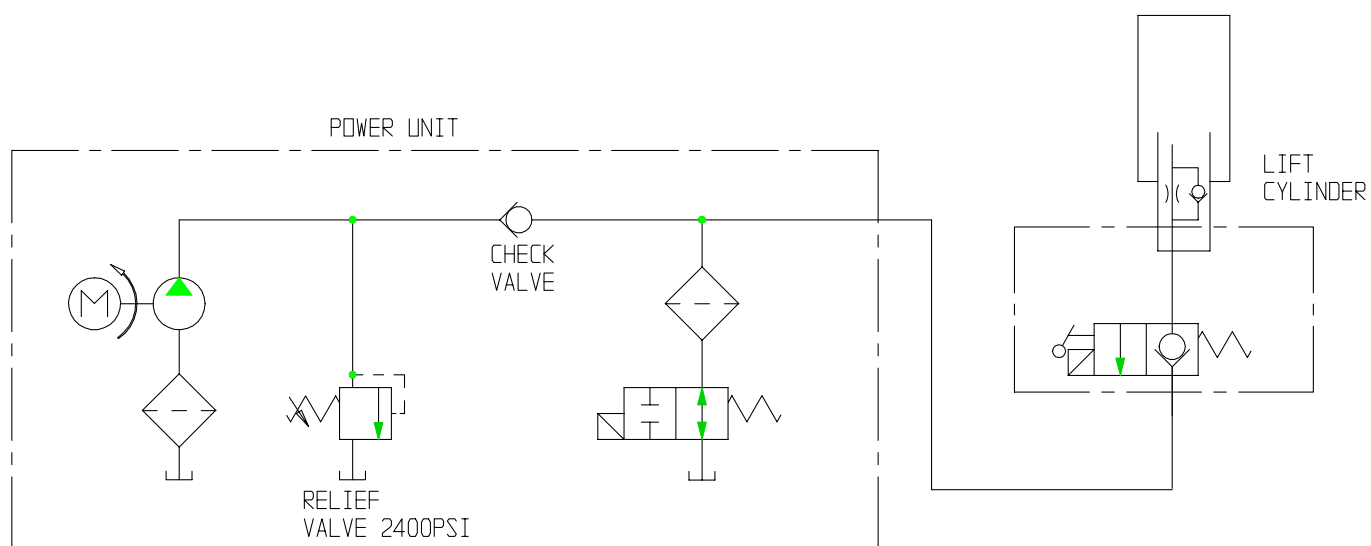
Electrical Schematic, DC

068010-001



Hydraulic Schematic

068011-002



UpRight, Inc.

1775 Park Street
Selma, California 93662
TEL:559/891-5200
FAX:559/891-9012
PARTS:1-888-UR-PARTS
PARTS FAX:559/896-9244

UpRight

Call Toll Free in U.S.A.
1-800-926-LIFT

**UpRight International
Support Centre**

Innsbruckweg 114
3047 AH Rotterdam
Netherlands
TEL: +31-10-238-0000
FAX: +31-10-238-0001
Parts Tel: +31-10-490-8090
Parts Fax: +31-10-490-8099