

Parts Manual

AB62 Work Platform

European Specifications

Serial Numbers 1266 - Current

Publication Number: 104051-021

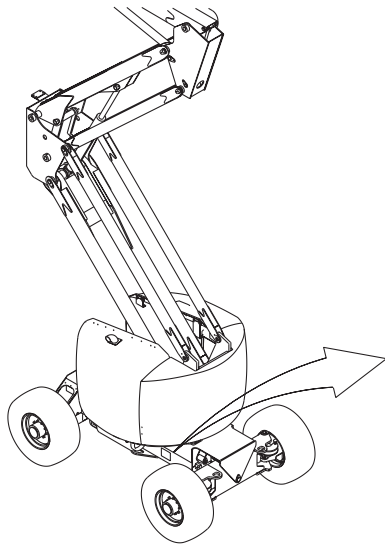
UpRight

AB62

Aerial Work Platform

Serial Numbers 1266 - Current

When contacting UpRight for service or parts information, be sure to include the MODEL and SERIAL NUMBERS from the equipment nameplate. Should the nameplate be missing, the SERIAL NUMBER is also stamped on top of the chassis above the front axle pivot.



CE		UpRight Inc.	
1775 PARK ST. SELMA CALIFORNIA 93662 USA			
Model: _____	Serial number: _____		
Machine Weight _____ kg	Mfg. date: _____		
Maximum Wheel Load _____ kg			
Maximum allowable incline of machine when elevated: _____ deg.			
Occupants and equipment must not exceed the rated maximum load: _____ kg Maximum platform occupants: _____			
Maximum allowable side force on platform: _____ N			
Maximum platform height: _____ m			
Maximum platform reach: _____ m			
Maximum allowable wind speed: _____ m/s = Beaufort scale _____			
Maximum hydraulic system pressure: _____ bar			
Maximum system voltage: _____ Vdc			
This machine is manufactured to comply with Machinery directive 89-392/CEE			
CAUTION: CONSULT OPERATOR'S MANUAL BEFORE USE.			
061205-003			

UpRight, Inc.

801 South Pine Street
Madera, California 93637

TEL: 559-662-3900

FAX: 559-673-6184

PARTS: 1-888-UR-PARTS

PARTS FAX: 1-800-669-9884

UpRight

Call Toll Free in U.S.A.

1-800-926-LIFT

UpRight

Unit S1, Park West Industrial Park
Friel Avenue
Nangor Road
Dublin 12, Ireland

TEL: +353 1 620 9300

FAX: +353 1 620 9301

PARTS MANUAL

This document lists and illustrates the replaceable assemblies and parts of this product, as manufactured by UpRight, Inc. Each parts list contains the component parts for that assembly.

TABLE OF CONTENTS

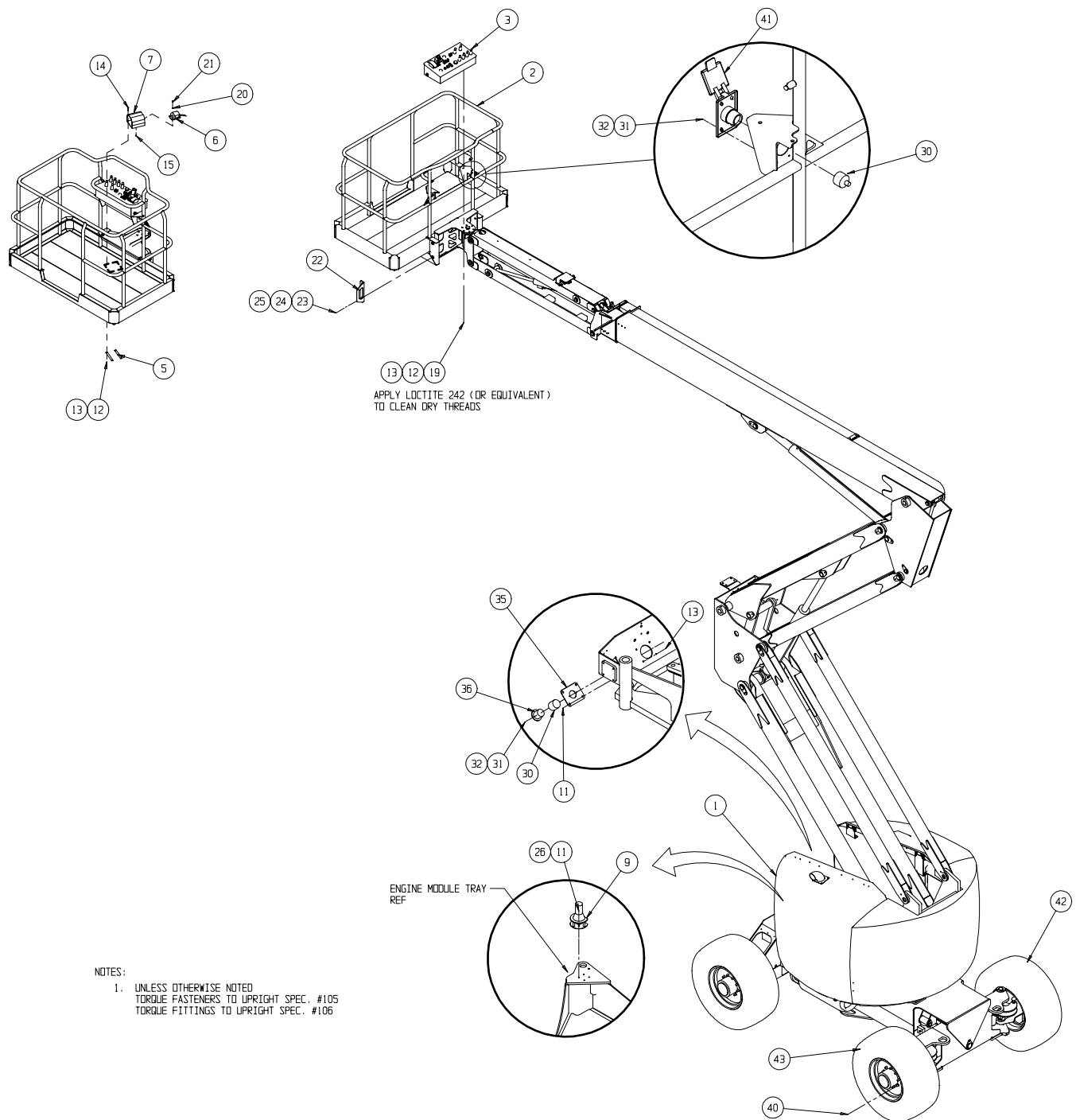
AB62 Final Assembly European Diesel		Rotary Manifold	
104000-011 # 1 of 2	2	104026-000	42
AB62 Final Assembly European Diesel		Pump, Lift Assembly	
104000-011 # 2 of 2	4	104027-000	43
Basic Assembly - Diesel		Pump, Drive Assembly	
104006-020	6	104029-001	44
Chassis Assembly		Cage Rotate Valve Block Assembly	
104007-010	8	104034-001	45
Turret Assembly		Valve Block Assembly - Brake, Axle Lock, 2-Speed	
104008-010	10	104036-001	46
Elevating Assembly		Drive Block Assembly	
104009-010	12	104529-000	47
Linkage Assembly		Manifold, Main	
104010-010	14	104525-000	48
Straight Boom Assembly		Swing Drive Valve Block Assembly	
104011-000	16	104528-000	49
Jib Assembly		Riser Cylinder Assembly	
104012-010	18	104037-002	50
Platform Assembly, Six Foot		Extend Cylinder	
102037-001	20	104038-001	51
Platform Assembly, Eight Foot		Boom Cylinder	
102305-000	21	104039-001	52
Engine Module Assembly - Diesel		Jib Cylinder	
104013-020 #1 of 2	22	104040-001	53
Engine Module Assembly - Diesel		Level Cylinder	
104013-020 #2 of 2	24	104041-001	54
Control Module Assembly, Diesel		Master Cylinder Assembly	
104021-010	26	104042-001	55
Cover Assembly		Control Cable	
104015-000	28	104032-000	56
Front Axle Assembly		Hose Kit	
104016-010	30	104046-011 #1 of 3	58
Brake Assembly		Hose Kit	
100858-000	32	104046-011 #2 of 3	60
Upper Control Box Assembly - AB62 Diesel		Hose Kit	
104531-000 #1 of 3	33	104046-011 #3 of 3	62
Upper Control Box Assembly - AB62 Diesel		Tire/Wheel Assembly	
104531-000 #2 of 3	34	1104555-000	64
Upper Control Box Assembly - Diesel		Tire/Wheel Assembly	
104531-000 #3 of 3	35	104555-002 Polyfilled Option	65
Lower Controller Assembly, Diesel		Motion Alarm Option	
104019-000 #1 of 2	36	104485-000	66
Lower Controller Assembly, Diesel		Flashing Beacon, Option	
104019-000 #2 of 2	38	104486-000	67
Fuel Tank Assembly		AB62 Label Kit - European	
104023-000	40	104047-110	68
Hydraulic Reservoir Assembly		Generator Option, Diesel	
104025-010	41	104487-000	70

AB62 Final Assembly European Diesel

104000-011 # 1 of 2

ITEM	PART NUMBER	DESCRIPTION	QTY
1	104006-020	BASIC ASSEMBLY	1
2	102037-100	PLATFORM 6FT. EUROPEAN	1
3	104531-000	UPPER CONTROL BOX ASSEMBLY	1
4	104046-011	HOSE KIT	1
5	068820-000	RETAINING STRAP-FOOTSWITCH	2
6	063906-000	FOOT SWITCH	1
7	064479-000	SWITCH GUARD-FOOT	1
8	104047-110	LABEL KIT EUROPEAN DIESEL	1
9	029945-013	LEVEL SENSOR	1
10	029426-099	CONTROL CABLE - 3-12GA	85FT
11	011252-006	SCREW, 1/4-20 UNC HEX HD CAP X 3/4	10
12	014996-004	WASHER, 1/4 DIA SAE FLAT	8
13	011248-004	LOCKNUT, 1/4-20 UNC HEX	12
14	011252-010	SCREW 1/4-20 HEX HD CAP X 1 1/4	2
15	066695-006	SCREW, #10-24 UNC FLAT HD X 3/4	2
16	020032-001	FITTING, TEE 4MJ-4MJ-4MJ	1
17	100436-001	FITTING, TEE 4MFOR-4MFOR-4MFOR	3
18	020032-003	FITTING, TEE 6MJ-6MJ-6MJ	1
19	011252-008	SCREW, 1/4-20 UNC HEX HD X 1	4
20	013949-003	LOCKWASHER, #10 STAR EXT. TOOTH	2
21	011250-003	NUT, #1--24 UNC HEX	2
22	102373-000	BRACKET, CHAIN TIE-DOWN	2
23	011723-036	SCREW, 3/4-10 UNC HEX HD X 4-1/2	4

ITEM	PART NUMBER	DESCRIPTION	QTY
24	011240-012	WASHER, 3/4 DIA ST FLAT	4
25	011248-012	LOCKNUT, 3/4-10 UNC HEX	4
26	011238-004	LOCKWASHER, 1/4 DIA SPLIT	4
27	060540-022	DOCUMENTATION KIT	1
28	104045-021	SERVICE MANUAL	1
29	104051-021	PARTS MANUAL	1
30	029961-001	SEAL	2
31	011715-006	SCREW, #6-32 RD HD MACH X 3/4	8
32	011248-047	LOCKNUT, #6-32 HEXMBLY	8
33	104032-000	CONTROL CABLE ASSEMBLY	1
34	029433-099	CONTROL CABLE, 18GA X 24 COND	6FT
35	068865-000	OUTLET PLATE	1
36	029961-000	PLUG, INLET	1
37	100385-099	HOSE GUARD	A/R
38	100386-099	HOSE GUARD	A/R
39	061692-099	TRIM LOK	A/R
40	011469-006	LUGNUT 5/8	36
41	100783-000	RECEPTICAL, FEMALE	1
42	104555-003	ASSEMBLY-TIRE/WHEEL POLY RH	2
43	104555-002	ASSEMBLY-TIRE/WHEEL POLY LH	2
1000	110120-001	SPECIFICATION SHEET	REF
1001	104049-000	ELECTRICAL SCHEMATIC	REF
1002	104048-011	HYDRAULIC SCHEMATIC	REF



AB62 Final Assembly European Diesel

104000-011 # 2 of 2

ITEM	PART NUMBER	DESCRIPTION	QTY
201	015790-005	CONNECTOR, UPRIGHT PLUG	1
202	015790-003	SOCKET, CONTACT 16-18	39
203	015790-008	SOCKET, CONTACT 14-16	1
204	015790-009	BOOT, UPRIGHT PLUG	1
205	029496-099	CABLE, 2 COND/16 GA.	12 FT
206	029620-002	CONN. BUTT, 14-16	2
208	068334-010	BATTERY CABLE ASSY X 10	2
209	068334-095	BATTERY CABLE ASSY X 95	2
210	029447-099	CABLE, 3 COND/16 GA	28 FT
211	029601-008	CONN. RING 22-18 5/16 DIA	1
212	014914-001	CONN MALE PUSH 16-14	3

ITEM	PART NUMBER	DESCRIPTION	QTY
213	029601-005	CONN RING 18-22 GA #10	18
214	029931-003	CONN. FEM. PUSH 16-14	5
215	029601-039	CONN. RING 12-10 GA 5/16 DIA	4
216	029473-099	WIRE, 12 GA WHITE	6 FT
217	029470-099	WIRE, 12 GA RED	6 FT
218	029472-099	WIRE, 12 GA BLACK	6 FT
219	104387-001	CONNECTOR, 3 COND	1
220	104387-002	BACKSHELL, CONNECTOR 3 COND	1
221	104387-003	CONTACT, CONNECTOR	3
222	029931-001	CONN. FEM. PUCH 18-22 GA	2
223	029610-002	CONN. FORK 16-4 GA #8	2

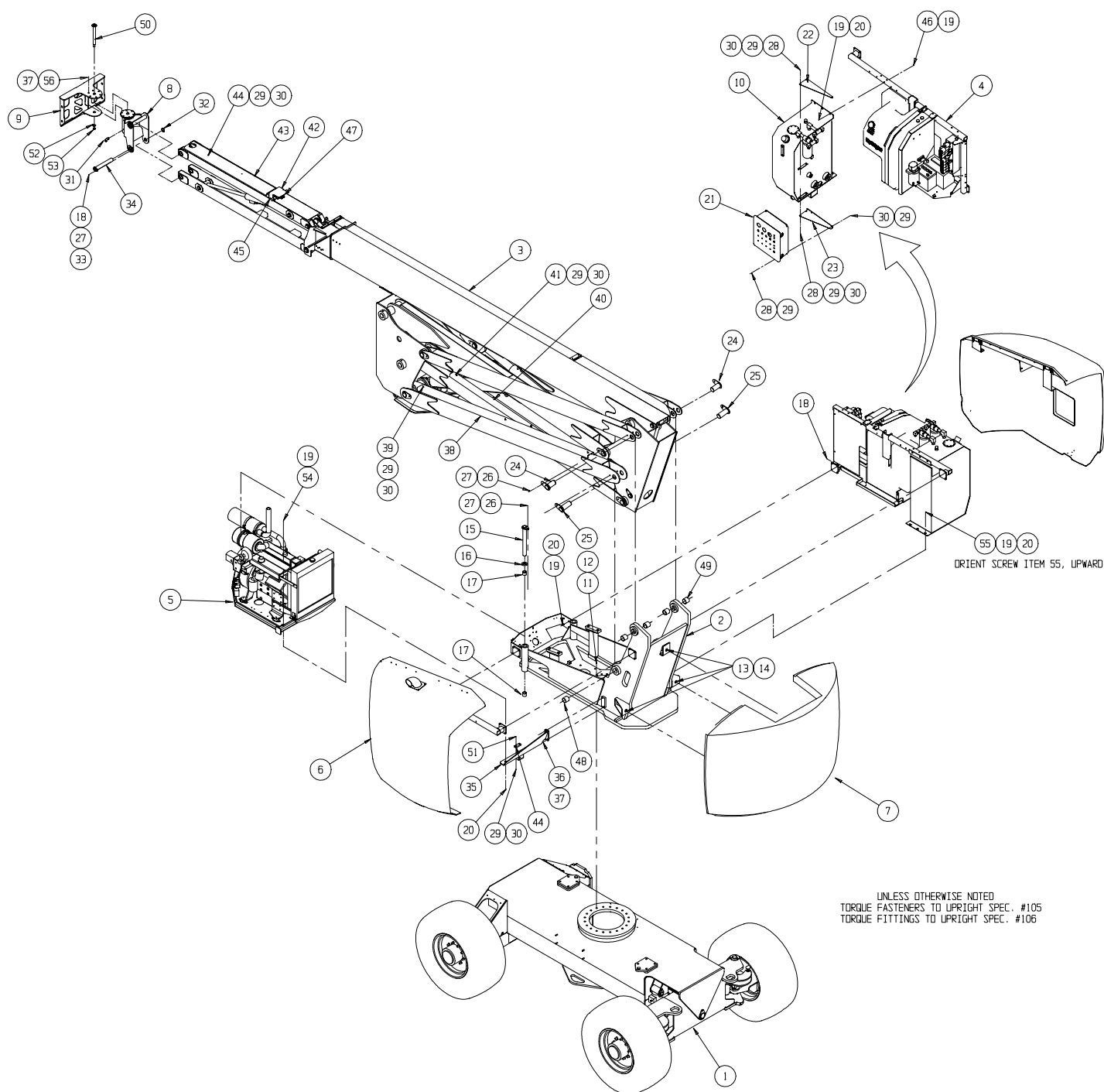


Basic Assembly - Diesel

104006-020

ITEM	PART NUMBER	DESCRIPTION	QTY
1	104007-010	CHASSIS ASSEMBLY	1
2	104008-010	TURRET ASSEMBLY	1
3	104009-010	ELEVATING ASSEMBLY	1
4	104021-010	CONTROL MODULE ASSEMBLY	1
5	104013-020	ENGINE MODULE ASSEMBLY	1
6	104015-000	COVER ASSEMBLY	1
7	104100-000	COUNTER WEIGHT	1
8	100550-002	CAGE ROTATE MOUNT	1
9	104306-000	CAGE MOUNT	1
10	104025-010	HYDRAULIC RESERVIOR ASSEMBLY	1
11	011291-028	SCREW, 5/8-11 UNC HHC GR 8 X 3 1/2	20
12	011239-010	WASHER, 5/8 DIA FLAT ASTM A325	20
13	014918-016	SCREW, 1-8 UNC HHC GR 5 X 2 LG	3
14	011239-016	WASHER FLAT ASTM A325 1 DIA	3
15	104226-000	TRAY PIN WELDMENT	1
16	104144-004	WASHER, THRUST	2
17	101016-002	BEARING, 1.50 I.D. X 1.25 LG	2
18	011254-006	SCREW 3/8-16 UNC HHC GR 5 X 3/4	18
19	011240-006	WASHER, 3/8 DIA STD FLAT	28
20	011248-006	LOCKNUT, 3/8-16 HEX	25
21	104019-000	LOWER CONTROLLER ASSEMBLY (DIESEL)	1
22	104285-000	TOP CONTROL BRACKET	1
23	104284-000	BOTTOM CONTROL BRACKET	1
24	104211-000	PIN WELDMENT	2
25	104326-000	PIN WELDMENT	2
26	011254-008	SCREW, 3/8-16 UNC HEX HD CAP X 1	6
27	011238-006	LOCKWASHER, 3/8 SPLIT	7
28	011252-006	SCREW, 1/4-20 UNC HEX HD CAP X 3/4	8

ITEM	PART NUMBER	DESCRIPTION	QTY
29	011240-004	WASHER, 1/4 STD FLAT	30
30	011248-004	LOCKNUT, 1/4-20 UNC HEX	22
31	015736-001	FITTING, ELBOW 4MB-4MJ 90° LONG	2
32	011765-024	RETAINING RING, 1-1/2" EXTERNAL	2
33	104470-001	SLEEVE, PIN HEAD	2
34	104469-000	PIN WELDMENT	2
35	104088-000	ENGINE SUPPORT WELDMENT	1
36	011256-008	SCREW, 1/2-13 UNC HEX HD CAP X 1	2
37	011238-008	LOCKWASHER, 1/2 DIA SPLIT	8
38	104328-000	COVER, HOSE WIDE	2
39	104329-000	RETAINER, HOSE WIDE	6
40	104333-000	COVER, HOSE NARROW	2
41	104334-000	RETAINER, HOSE NARROW	6
42	104342-000	COVER, VALVE BLOCK	1
43	104346-000	COVER JIB	1
44	104074-000	ENGINE SLIDE MOUNT	1
45	013923-006	SCREW, #10 TYPE AB HEX WASHER HD X 3/4	2
46	011254-024	SCREW, 3/8-16 UNC HEX HD CAP X 3	3
47	061796-099	TRIM	1.67 FT
48	104375-005	BEARING, 2.0 I.D. X 2.0 LG	4
49	104375-004	BEARING, 2.0 I.D. X 1.5 LG	4
50	104504-000	ROTATOR PIN WELDMENT	1
51	011828-010	SCREW, 1/4-20 UNC FLAT HD X 1 1/4	2
52	011239-012	WASHER, 3/4 STD FLAT	1
53	011248-012	LOCK NUT, 3/4-10 UNC HEX	1
54	011254-028	SCREW, 3/8-16 UNC HEX HD CAP X 3 1/2	1
55	011254-020	SCREW, 3/8-16 UNC HEX HD CAP X 2 1/2	4
56	011256-010	SCREW, 1/2-13 UNC HEX HD CAP X 1 1/4	6

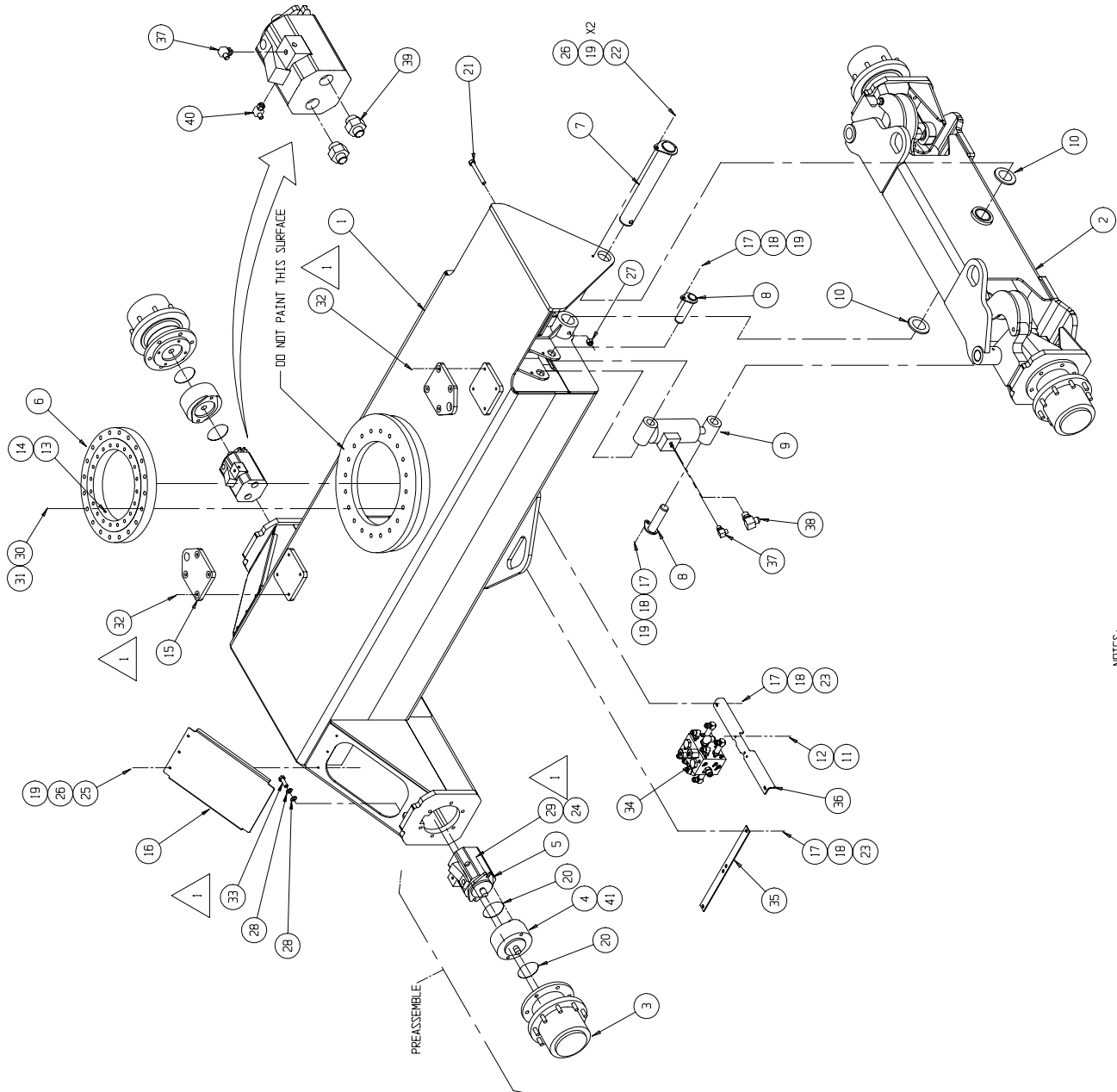


Chassis Assembly

104007-010

ITEM	PART NUMBER	DESCRIPTION	QTY
1	104125-000	CHASSIS WELDMENT	1
2	104016-010	FRONT AXLE ASSEMBLY	1
3	104552-000	PLANETARY	2
4	102279-000	BRAKE	2
5	104550-000	MOTOR, DRIVE	2
6	100244-001	SLEW BEARING	1
7	104228-000	AXLE PIN WELDMENT	1
8	104482-000	CYLINDER PIN WELDMENT	4
9	100556-000	AXLE CYLINDER	2
10	104144-003	WASHER, NYLATRON	2
11	011238-005	LOCKWASHER, 5/16 DIA SPLIT	2
12	011253-008	SCREW, 5/16-18 UNC HEX HD CAP X 1	2
13	068680-007	FITTING, 90°	1
14	003556-001	FITTING	1
15	104147-000	TURRET STOP	2
16	104507-000	MOTOR COVER WELDMENT	2
17	011254-010	SCREW, 3/8-16 UNC HEX HD CAP X 1 1/4	8
18	011248-006	LOCKNUT, 3/8-16 UNC HEX	8
19	011239-006	WASHER, 3/8 DIA ASTM A325	17
20	100782-000	O-RING, WHEEL MOTOR	4
21	011257-040	SCREW, 5/8-11 UNC HEX HD CAP X 5	1

ITEM	PART NUMBER	DESCRIPTION	QTY
22	011254-008	SCREW, 3/8-16 UNC HEX HD CAP X 1	1
23	011240-006	WASHER, 3/8 DIA STD FLAT	4
24	011239-008	WASHER, 1/2 DIA ASTM A325	12
25	011254-006	SCREW, 3/8-16 UNC HEX HD CAP X 3/4	6
26	011238-006	LOCKWASHER, 3/8 SPLIT	11
27	011248-010	LOCKNUT, 5/8-11 UNC HEX	1
28	011239-010	WASHER, 5/8 DIA ASTM A325	24
29	014033-032	SCREW, 1/2-13 UNC HEX HD CAP GR 8 X 4	4
30	011291-026	SCREW, 5/8-11 UNC HEX HD CAP GR 8 X 3 1/4	20
31	011239-010	WASHER, 5/8 ASTM A325	20
32	014033-008	SCREW, 1/2-13 UNC HEX HD CAP GR 8 X 1	8
33	011291-014	SCREW, 5/8-11 HEX HD CAP GR 8 X 1 3/4	12
34	104529-000	DRIVE BLOCK ASSEMBLY	1
35	104142-000	ROTARY BRACE	1
36	104461-000	BRACKET, DRIVE VALVE	1
37	100434-002	FITTING, ELBOW 4MFFOR-4MB 90°	4
38	011934-026	FITTING, ELBOW 4MB-6MJ 90°	2
39	011941-019	FITTING, STR 12MB-10MJ	4
40	011934-024	FITTING, ELBOW 10MB-6MJ 90°	2
41	011934-001	FITTING, ELBOW 4MB-4MJ 90°	2



UNLESS OTHERWISE NOTED
TORQUE FASTENERS TO UPRIGHT SPEC. #105
TORQUE FITTINGS TO UPRIGHT SPEC. #106

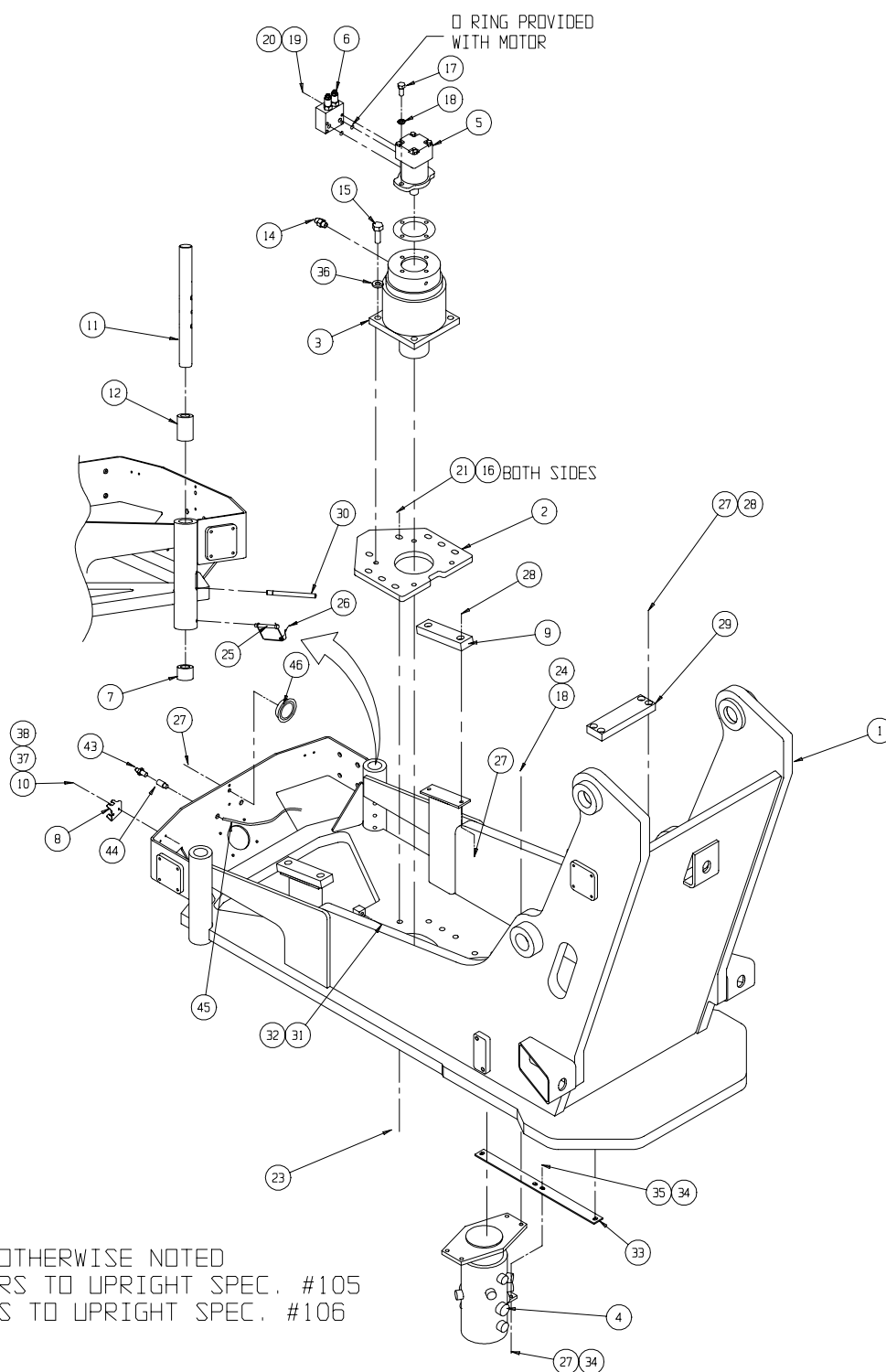
NOTES:
1 APPLY LOCTITE 242 OR EQUIVALENT TO CLEAN DRY THREADS.



Turret Assembly

104008-010

ITEM	PART NUMBER	DESCRIPTION	QTY	ITEM	PART NUMBER	DESCRIPTION	QTY
1	104101-000	TURRET WELDMENT	1	21	011424-028	SCREW, 5/8-UNC SOC HD CAP GR 8 X 3 1/2	8
2	104113-000	SLEW DRIVE MOUNT	1	23	011248-010	LOCKNUT, 5/8-11 UNC HEX	8
3	100242-000	SWING GEAR BOX	1	24	011256-020	SCREW, 1/2-13 UNC HEX HD CAP X 2 1/2	4
*	100242-011	GASKET, SWING GEAR BOX	1	25	104378-001	SNAP PIN 3/8 DIA X 3 GRIP	1
4	104026-000	ROTARY MANIFOLD ASSEMBLY	1	26	063783-003	LANDYARD ASSEMBLY	1
5	100241-001	MOTOR	1	27	011248-006	LOCK NUT, 3/8-16 UNC HEX	13
*	100241-010	SEAL KIT, SWING MOTOR	1	28	011741-010	SCREW, 3/8-16 UNC FLT HD SOC X 1 1/4	8
6	104528-000	SWING DRIVE VALVE BLOCK ASSEMBLY	1	29	104053-000	RISER PAD	1
7	101016-002	BEARING, 1.50 I.D. X 1.25 LG	1	30	104322-000	ROD, STOP PIN	1
8	068904-000	LATCH ANCHOR	REF	31	011707-016	SCREW, 1/2-13 UNC SET HEX SOC X 2	1
9	104052-000	LINK PAD	2	32	011273-008	NUT, JAM 1/2-13 UNC	1
10	011715-006	SCREW, #6-32 RD HD MACH X 3/4	4	33	104142-000	ROTARY BRACE	REF
11	104237-000	STOP PIN	1	34	011240-006	WASHER, 3/8 DIA STD FLAT	4
12	101016-006	BEARING, 1.50 I.D. X 2.50 LG	1	35	011254-008	SCREW, 3/8-16 UNC HEX HD CAP X 1	2
14	011941-002	FITTING, STR 4MB-6MJ	1	36	100394-000	WASHER	4
15	011424-012	SCREW, 5/8-11 UNC SOC HD CAP GR 8 X 1 1/2	4	37	011240-001	WASHER, #6 STD FLAT	8
16	011239-010	WASHER, 5/8 DIA ASTM A325	16	38	011248-047	LOCKNUT, #6-32 HEX	4
17	011256-010	SCREW, 1/2-13 UNC HEX HD CAP X 1 1/4	2	43	013336-001	FITTING, GREASE	1
18	011239-008	WASHER, 1/2 DIA ASTM A325	6	44	068679-003	FITTING, BULKHEAD	1
19	011253-016	SCREW, 5/16-18 UNC HEX HD CAP X 2	2	45	068678-024	TUBING, POLYURETHANE	1
20	011239-005	WASHER, 5/16 DIA ASTM A325	2	46	029958-001	HORN, 12 VOLT	1

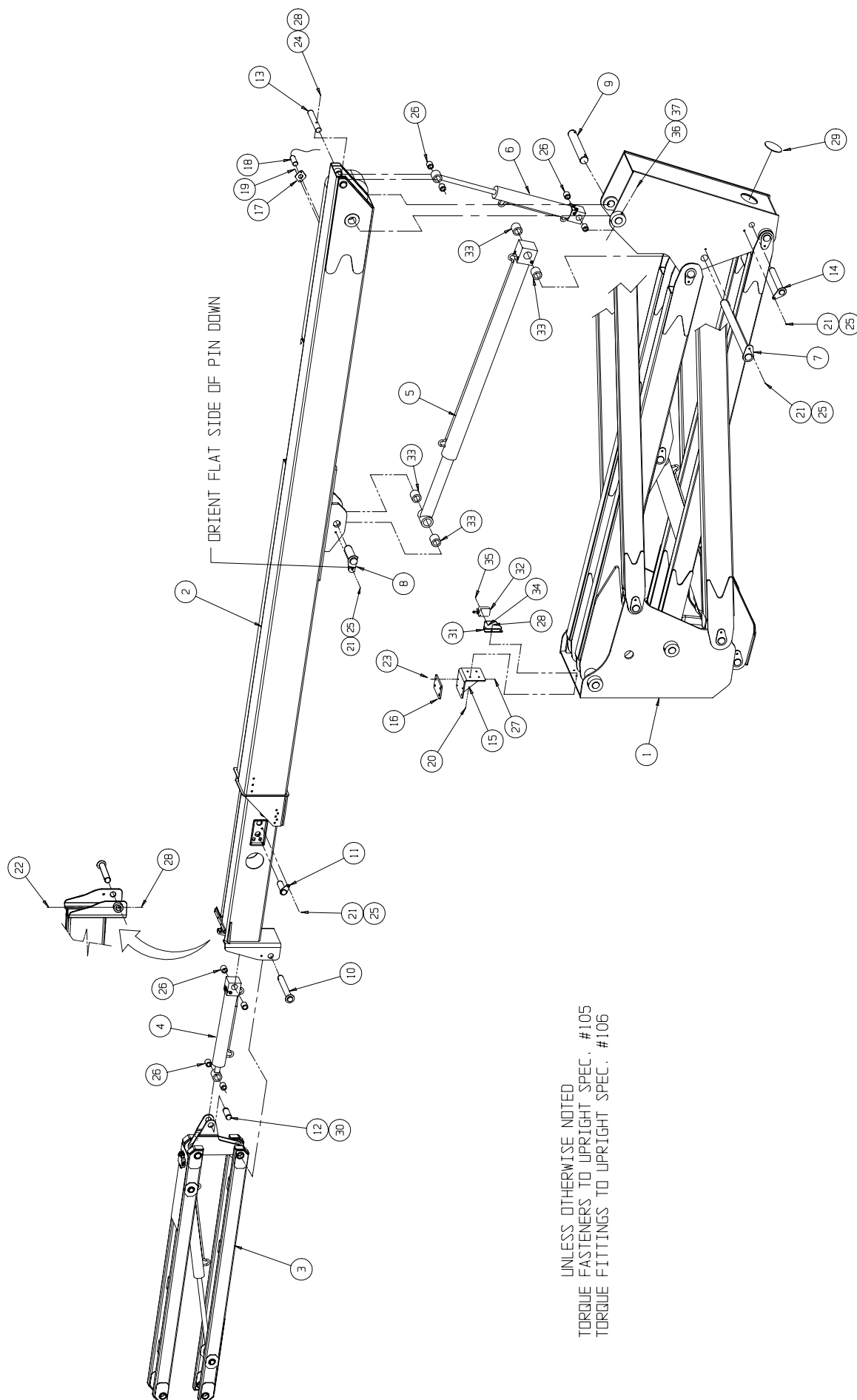


Elevating Assembly

104009-010

ITEM	PART NUMBER	DESCRIPTION	QTY
1	104010-010	LOWER LINKAGE ASSEMBLY	1
2	104011-000	STRAIGHT BOOM ASSY	1
3	104012-010	JIB ASSEMBLY	1
4	104041-001	LEVEL CYLINDER SUB ASSEMBLY	1
5	104039-001	BOOM CYLINDER SUB ASSEMBLY	1
6	104042-001	MASTER CYLINDER SUB ASSEMBLY	1
7	104202-000	PIN WELDMENT (8)	1
8	104203-000	PIN WELDMENT (9)	1
9	104201-000	PIN STRAIGHT BOOM (PIN 10)	1
10	104206-000	PIN WELDMENT (10)	1
11	104207-000	PIN WELDMENT, EXTEND	1
12	104160-000	PIN ROTATOR	1
13	104213-000	PIN MASTER CYLINDER	1
14	104224-000	PIN WELDMENT CYLINDER	1
15	104244-000	SUPPORT BRACKET WELDMENT	1
16	104242-000	SUPPORT PLATE	1
17	104321-100	SWITCH MOUNT PLATE	1
18	100380-000	SWITCH, SENSOR	1
19	013923-006	SCREW, #10 SELF TAPPING HWH TYPE AB X 3/4	2

ITEM	PART NUMBER	DESCRIPTION	QTY
20	011254-010	SCREW HHC 3/8-16 UNC X 1 1/4	4
21	011254-006	SCREW HHC 3/8-16 UNC X 3/4	4
22	011254-026	SCREW, HHC 3/8-16 UNC X 3 1/4	1
23	011828-006	SCREW FH 1/4-20 UNC X 3/4	4
24	011254-020	SCREW, 3/8-16 UNC HEX HD CAP X 2 1/2	1
25	011238-006	WASHER LOCK 3/8	4
26	104375-002	BEARING, 1 1/2 I.D. X 1 1/4 LG	8
27	011248-004	NUT HEX ESNA 1/4-20 UNC	4
28	011248-006	NUT HEX ESNA 3/8-16 UNC	6
29	066516-004	PLUG, 4.00 DIA	1
30	011765-024	RETAINING RING	2
31	104343-000	BRACKET, LIMIT SWITCH	1
32	068556-002	SWITCH, LIMIT	1
33	104375-005	BEARING, 2.0 I.D. X 2 LG	4
34	011708-012	SCREW, #8-32 UNC RD HD MACH X 1 1/2	2
35	011248-002	LOCKNUT, #8-32 UNC HEX	2
36	014033-040	SCREW, 1/2-13 UNC HEX HD CAP GR 8 X 5	2
37	011248-008	LOCKNUT, 1/2-13 UNC HEX	2

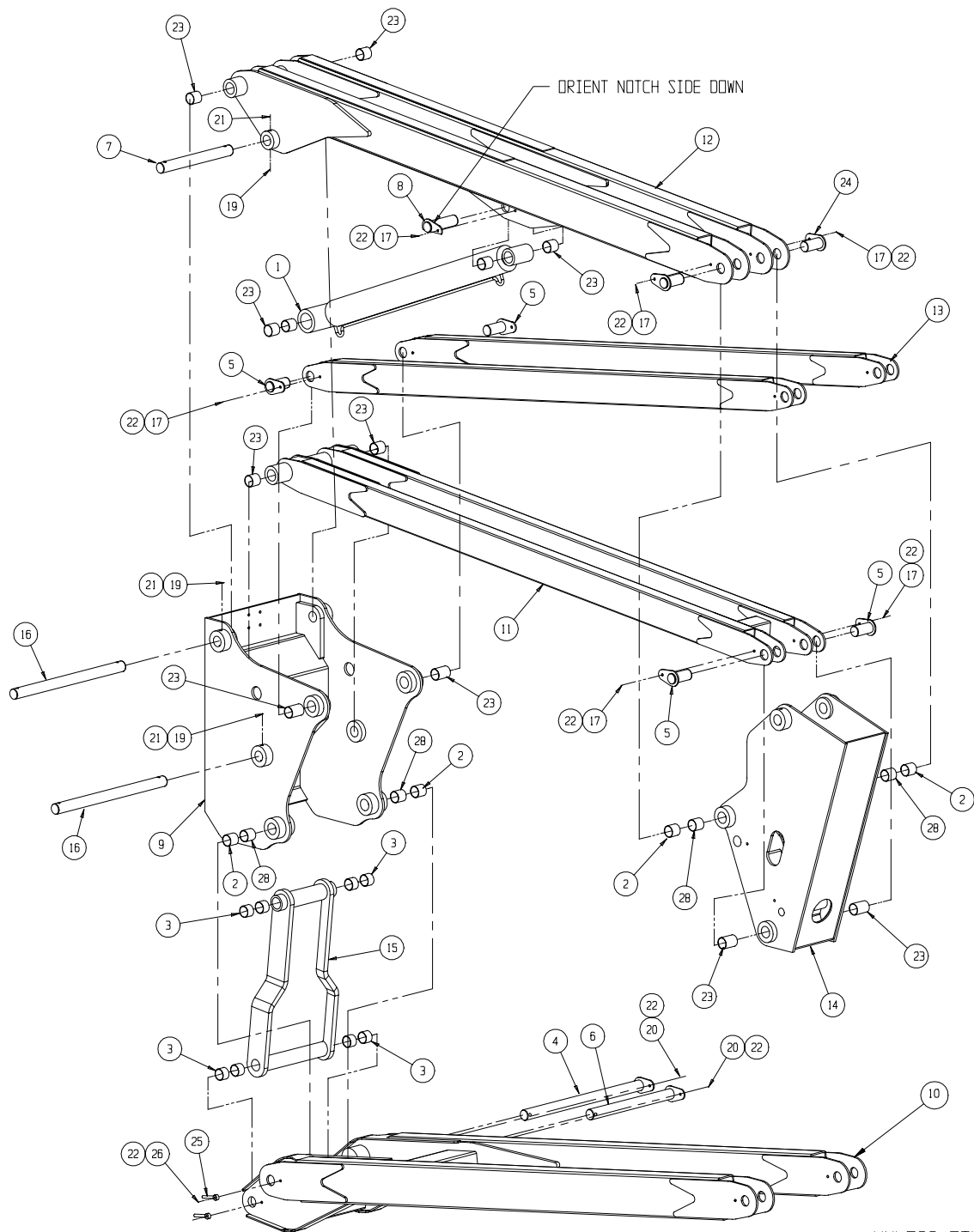


Linkage Assembly

104010-010

ITEM	PART NUMBER	DESCRIPTION	QTY
1	104037-002	RISER CYLINDER SUB ASSEMBLY	1
2	104375-005	BUSHING 2 ID x 2.00 LG	4
3	104375-004	BUSHING 2 ID x 1.50 LG	8
4	104210-000	PIN WELDMENT	1
5	104211-000	PIN WELDMENT	4
6	104212-000	PIN WELDMENT	1
7	104274-000	PIN, UPPER BOOM	1
8	104216-000	PIN WELDMENT	1
9	104178-000	LOWER RISER WELDMENT	1
10	104191-000	LOWER BOOM WELDMENT	1
11	104185-000	UPPER TENSION LINK WELDMENT	1
12	104195-000	UPPER BOOM WELDMENT	1
13	104183-000	LOWER TENSION LINK WELDMENT	2

ITEM	PART NUMBER	DESCRIPTION	QTY
14	104188-000	UPPER RISER WELDMENT	1
15	104187-000	TENSION LINK WELDMENT	1
16	104221-000	RISER PIN	2
17	011254-006	SCREW, 3/8-16 UNC HEX HD CAP X 3/4	7
19	014033-040	SCREW, 1/2-13 UNC HEX HD CAP GR 8 X 5 LG	6
20	011254-008	SCREW, 3/8-16 UNC HEX HD CAP X 1	2
21	011248-008	LOCKNUT, 1/2-13 UNC HEX	6
22	011238-006	LOCKWASHER, 3/8 DIA SPLIT	11
23	104375-006	BUSHING, 2.00 ID X 2 1/2 LG	12
24	104241-000	PIN WELDMENT	2
25	065214-001	ROD END RETAINER	2
26	011254-010	SCREW, 3/8-16 UNC HEX HD CAP X 1 1/4	2
28	104375-007	BUSHING 2 ID x 1.75 LG	4



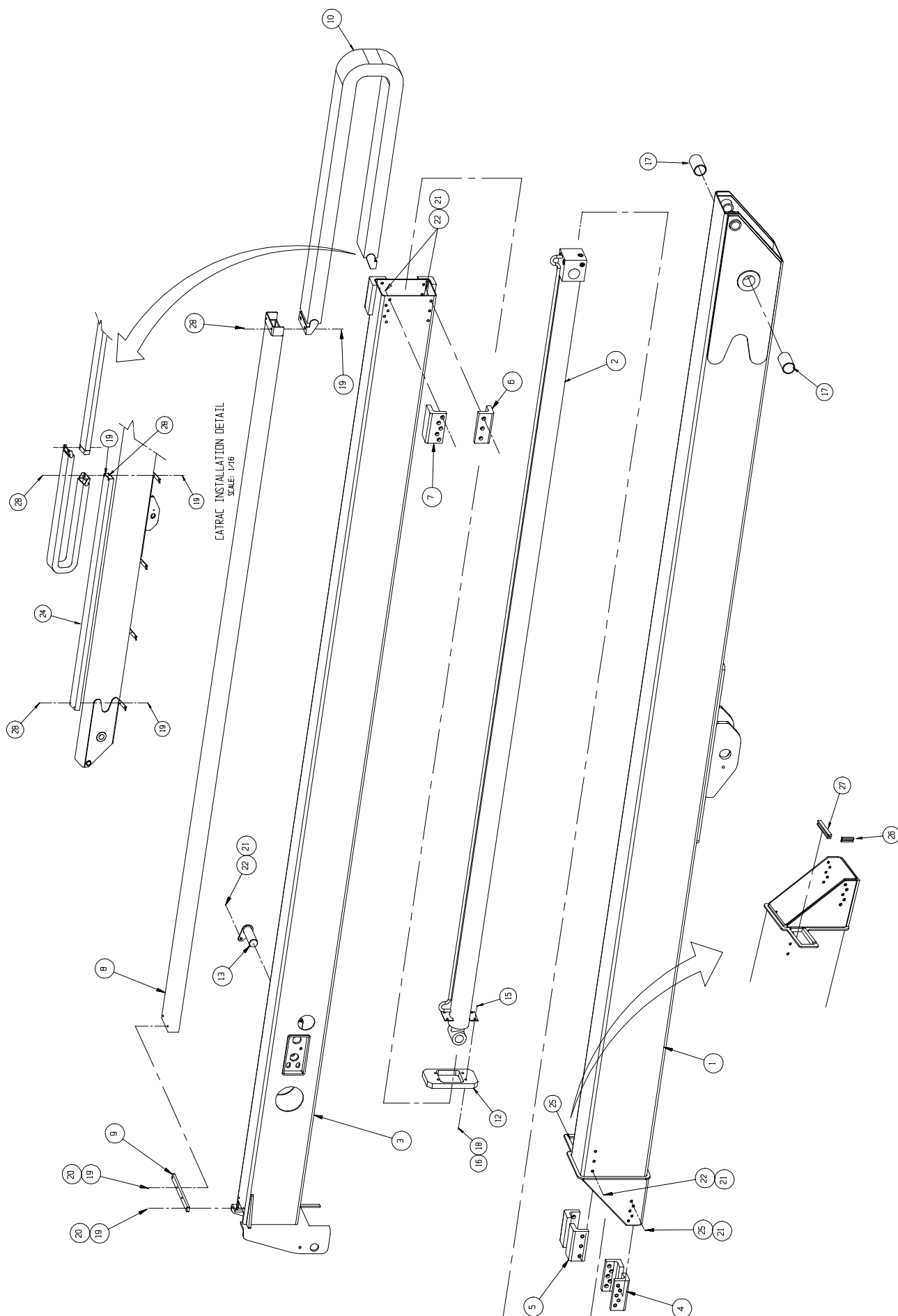
UNLESS OTHERWISE NOTED
 TORQUE FASTENERS TO UPRIGHT SPEC. #105
 TORQUE FITTINGS TO UPRIGHT SPEC. #106

Straight Boom Assembly

104011-000

ITEM	PART NUMBER	DESCRIPTION	QTY
1	104163-000	BASE BOOM WELDMENT	1
2	104038-001	EXTEND CYLINDER ASSEMBLY	1
3	104175-000	TIP BOOM WELDMENT	1
4	104176-000	WEAR PAD	2
5	104177-000	WEAR PAD	2
6	104222-000	WEAR PAD	2
7	104223-000	WEAR PAD	2
8	104182-000	EXTENSION TUBE WELDMENT	1
9	104181-000	EXTENSION TUBE MOUNTING BRACKET	1
10	068691-030	CATRAC	1
12	104315-000	EXTEND CYLINDER SUPPORT	1
13	104207-000	PIN WELDMENT, CYLINDER	1
15	011254-016	SCREW, 3/8-16 UNC HEX HD CAP X 2.0	4

ITEM	PART NUMBER	DESCRIPTION	QTY
16	011240-006	WASHER, 3/8 DIA STD FLAT	4
17	104375-006	BEARING, 2 I.D. X 2 1/2 LG	2
18	011248-006	LOCKNUT, 3/8-16 UNC HEX	4
19	011248-005	LOCKNUT, 5/16-18 UNC HEX	12
20	011253-008	SCREW, 5/16-18 UNC HEX HD CAP X 1	4
21	011238-006	LOCKWASHER, 3/8 SPLIT	33
22	011254-006	SCREW, 3/8-16 UNC HEX HD CAP X 3/4	23
24	104335-000	TUBE, HOSE	1
25	011254-008	SCREW, 3/8-16 UNC HEX HD CAP X 1	10
26	104411-000	SHORT TUBE GUIDE	2
27	104412-000	LONG TUBE GUIDE	2
28	011253-006	SCREW, 5/16-18 UNC HEX HD CAP X 3/4	8

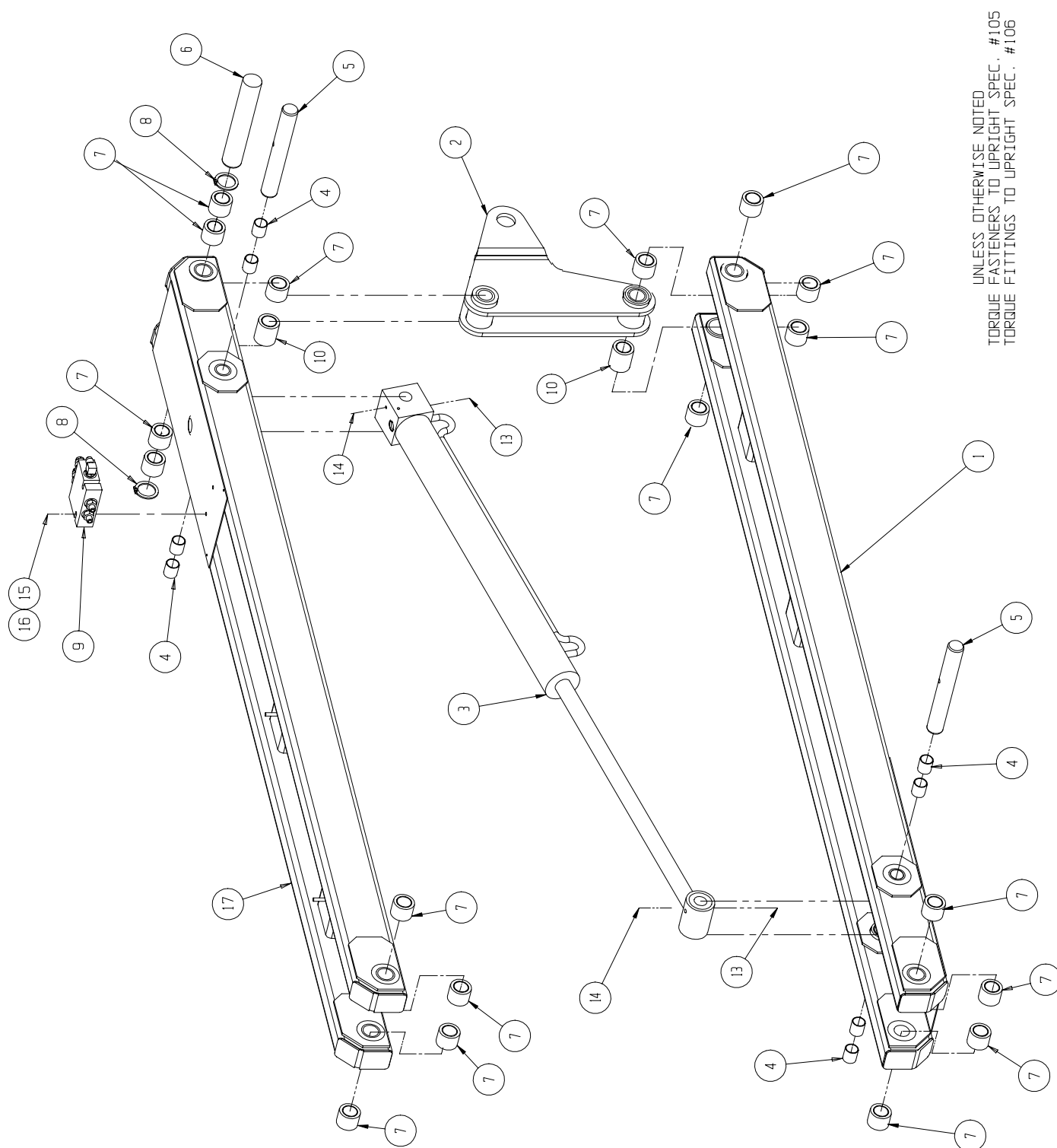


Jib Assembly

104012-010

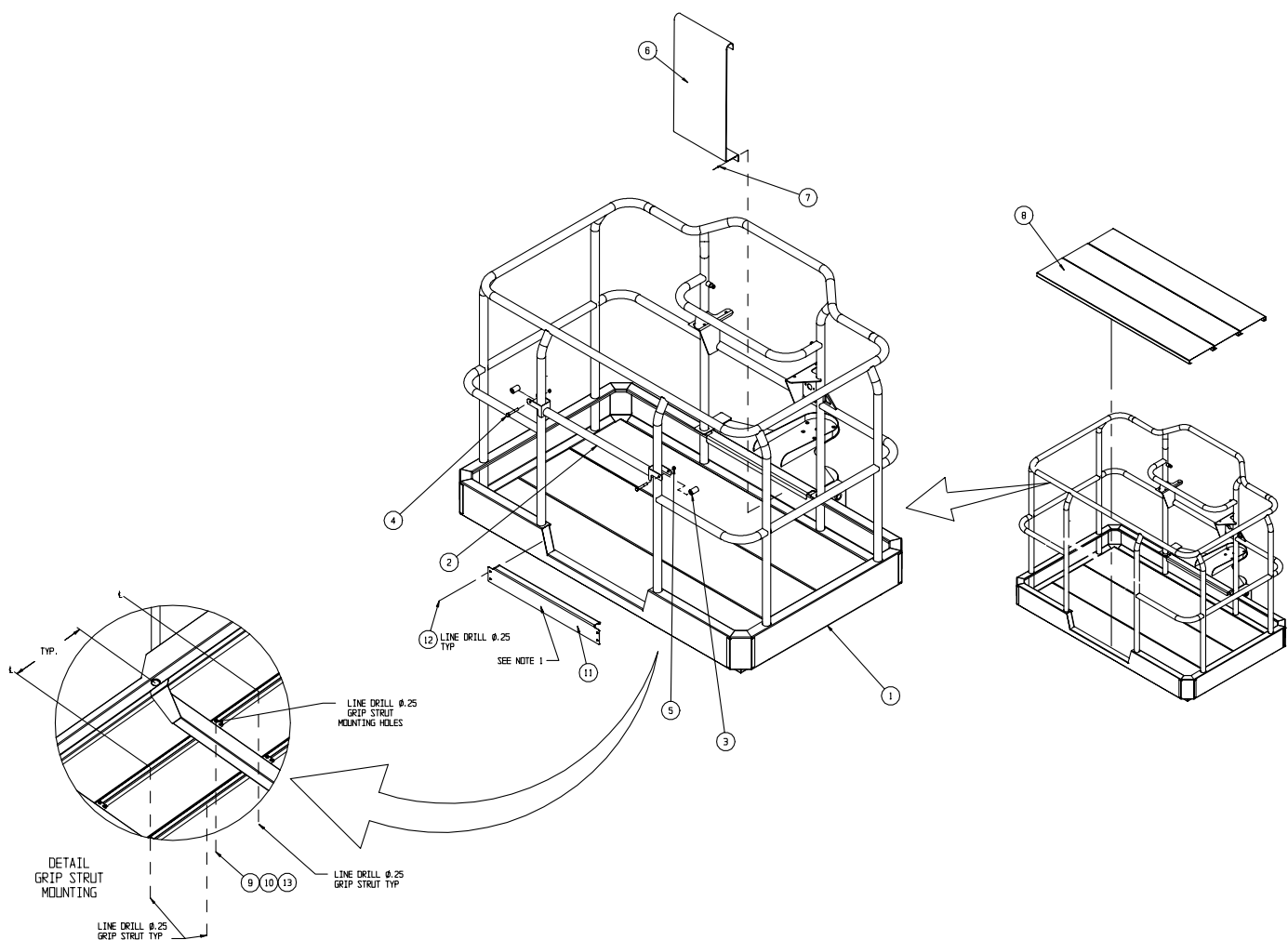
ITEM	PART NUMBER	DESCRIPTION	QTY
1	104151-002	BOTTOM JIB FRAME WELDMENT	1
2	104156-000	ROTATOR FRAME WELDMENT	1
3	104040-001	CYLINDER JIB ASSEMBLY	1
4	104375-001	BEARING, 1 1/4 I.D. X 1 1/4 LG	8
5	104161-000	PIN, CYLINDER	2
6	104159-000	PIN	1
7	104375-002	BEARING, 1 1/2 I.D. X 1 1/4 LG	18
8	011765-024	RETAING RING, 1 1/2 DIA	2

ITEM	PART NUMBER	DESCRIPTION	QTY
9	104034-001	PLATFORM ROTATOR VALVE BLOCK ASSEMBLY	1
10	104375-003	BEARING, 1 1/2 I.D. X 2 LG	2
13	011248-005	LOCKNUT, 5/16-18 UNC HEX	2
14	011253-022	SCREW, 5/16-18 UNC HHC GR 5 X 2 3/4 LG	2
15	011252-014	SCREW, 1/4-20 UNC HHC GR 5 X 1 3/4 LG	2
16	011248-004	LOCKNUT, 1/4-20 UNC HEX	2
17	104151-003	TOP JIB FRAME WELDMENT	1



ITEM	PART NO.	PART/MATERIAL DESCRIPTION	QTY.
1	102193-001	CAGE WELDMENT (6 FT.)	1
2	100478-000	LIFT-GATE WELDMENT	1
3	100481-000	ROLLER TUBE	2
4	011253-022	SCREW, HHC. 5/16-18 UNC X 2 3/4	2
5	011248-005	LOCKNUT, HEX. 5/16-18 UNC ESNA	2
6	100468-001	PANEL, DECAL MOUNT	1
7	026551-005	POP RIVET, 1/8" DIA. (3/16-1/4 GRIP)	3

ITEM	PART NO.	PART/MATERIAL DESCRIPTION	QTY.
8	102271-061	GRIP STRUT	3
9	011252-008	SCREW, HHC 1/4-20 UNC X 1	39
10	014996-004	WASHER 1/4 FLAT	39
11	102244-000	SILL GATE EURO	1
12	026554-001	RIVET, POP 1/4 .125-.250 GRIP	4
13	011248-004	LOCKNUT, HEX 1/4-20 UNC ESNA	39

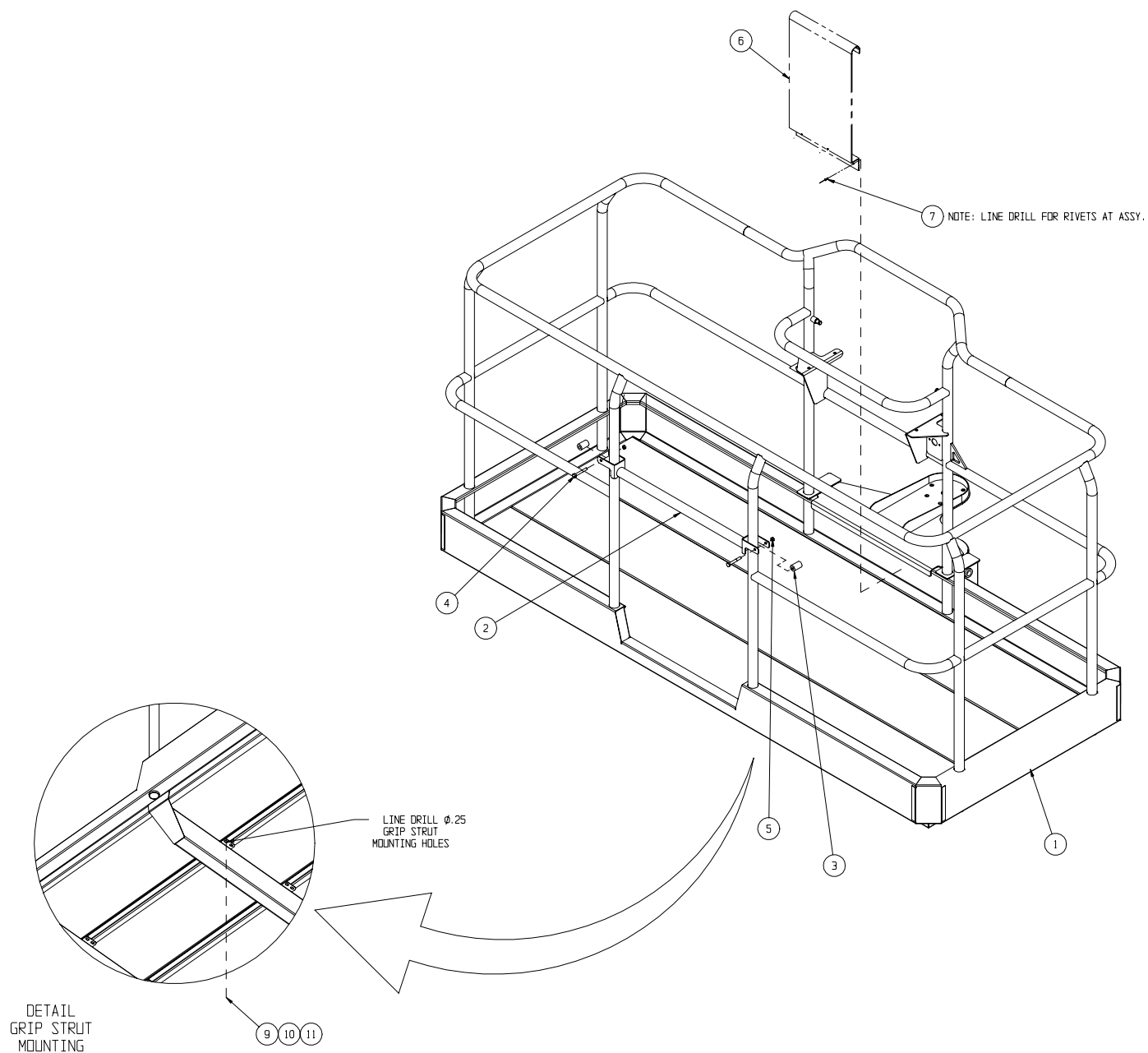


Platform Assembly, Eight Foot

102305-000

ITEM	PART NO.	PART/MATERIAL DESCRIPTION	QTY.
1	102193-000	CAGE WELDMENT (8 FT.)	1
2	100478-000	LIFT-GATE WELDMENT	1
3	100481-000	ROLLER TUBE	2
4	011253-022	SCREW, HHC. 5/16-18 UNC X 2 3/4	2
5	011248-005	LOCKNUT, HEX. 5/16-18 UNC ESNA	2
6	100468-001	PANEL, DECAL MOUNT	REF

ITEM	PART NO.	PART/MATERIAL DESCRIPTION	QTY.
7	026551-005	POP RIVET, 1/8" DIA. (3/16-1/4 GRIP)	REF
8	102271-082	GRIP STRUT	3
9	014996-004	WASHER, 1/4" FLAT	44
10	011248-004	LOCKNUT, HEX 1/4-20 UNC ESNA	44
11	011252-008	SCREW, HHC 1/4-20 UNC X 1	44

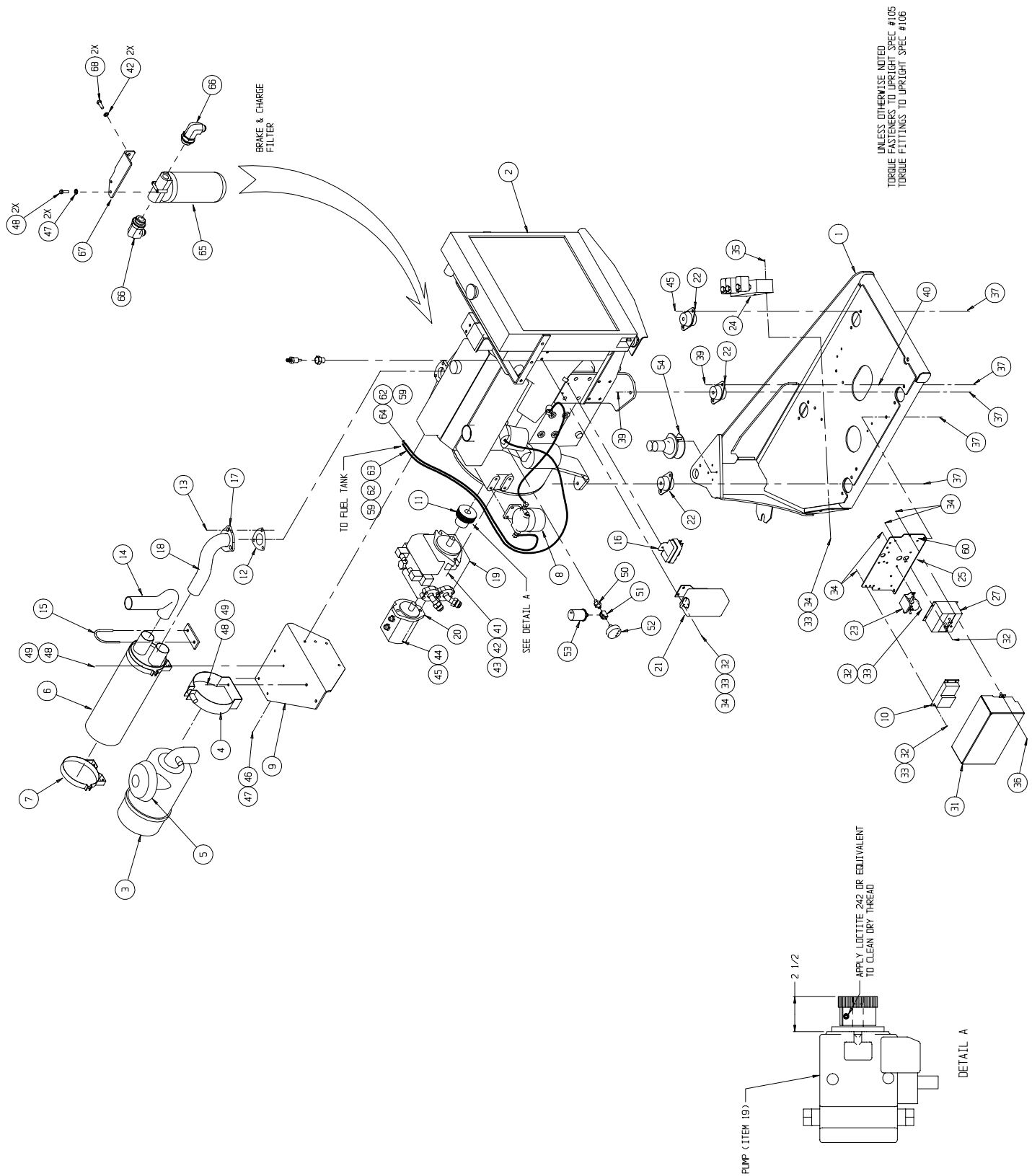


Engine Module Assembly - Diesel

104013-020 #1 of 2

ITEM	PART NUMBER	DESCRIPTION	QTY
1	104060-000	ENGINE TRAY WELDMENT	1
2	104352-000	ENGINE, PERKINS DIESEL	1
3	100180-030	AIR CLEANER	1
4	100180-038	CLAMP, AIR CLEANER	1
5	104352-010	RAIN CAP	1
6	104368-000	MUFFLER	1
7	100180-041	CLAMP, MUFFLER	1
8	100180-051	SEPARATOR, FUEL	1
9	104297-000	MUFFLER MOUNT WELDMENT	1
10	100180-042	THROTTLE CONTROL	1
11	100180-043	SPLINED COUPLER	1
12	100180-044	GASKET, EXHAUST FLANGE	1
13	100180-045	NUT, EXHAUST FLANGE	3
14	104296-000	EXHAUST PIPE	1
15	100180-046	EXHAUST CLAMP	1
16	100180-050	GLOW PLUG CONTROLLER	1
17	100180-048	FLANGE	1
18	104295-000	EXHAUST PIPE	1
19	104029-001	PUMP, DRIVE ASSEMBLY	1
20	104027-000	PUMP, LIFT ASSEMBLY	1
21	068823-000	OVER-FLOW BOTTLE	1
22	100209-000	ENGINE MOUNT, ISOLATOR	4
23	027972-000	SOLENOID START 12 VOLT	1
24	104036-001	VALVE BLOCK ASSY, BRAKE	1
25	104323-000	ISOLATOR BRACKET	1
27	100324-000	POWER CONVERTER	1
31	104407-000	COVER-ISOLATOR	1
32	011252-006	SCREW, 1/4-20 UNC HEX HD CAP X 3/4	12
33	011239-004	WASHER, 1/4 DIA FLAT ASTM	14
34	011248-004	LOCKNUT, 1/4-20 UNC HEX A325	16
35	011252-020	SCREW, 1/4-20 UNC HEX HD CAP X 2 1/2	2

ITEM	PART NUMBER	DESCRIPTION	QTY
36	011825-006	SCREW, RD HD 1/4-20UNC X 3/4	2
37	011248-006	LOCKNUT, 3/8-16 UNC HEX	14
39	011254-028	SCREW, 3/8-16 UNC HEX HD CAP X 3 1/2	8
40	100192-000	WASHER, SNUBBER	8
41	014996-008	WASHER, 1/2 DIA FLAT	2
42	011238-008	LOCKWASHER, 1/2 DIA SPLIT	4
43	011252-012	SCREW, 1/2-13 UNC HEX HD CAP X 1 1/2	2
44	011238-006	LOCKWASHER, 3/8 DIA SPLIT	2
45	011254-008	SCREW, 3/8-16 UNC HEX HD CAP X 1	6
46	067672-020	SCREW, M8 X 1.25 HEX HD CAP X 20MM	4
47	011238-005	LOCKWASHER, 5/16 DIA SPLIT	6
48	011253-006	SCREW, 5/16 -18 UNC HEX HD CAP X 3/4	8
49	011248-005	LOCKNUT, 5/16-18UNC HEX	6
50	012702-002	FITTING, STR 2MP-2MP	1
51	011915-001	FITTING, TEE ADAPTER 2FP-2FP-2FP	1
52	068954-001	OIL PRESSURE SWITCH	1
53	100333-000	OIL PRESSURE SENDING UNIT	1
54	029945-018	LEVEL SENSOR	REF
56	011923-002	FITTING, REDUCER 6MP-2FP	1
57	100332-000	SENDING UNIT, TEMP	1
58	063947-005	NUT, JAM 5MM	1
59	012865-099	WIRE LOOM, 3/4"	30 FT
60	011254-024	SCREW 3/8-16 UNC HHC X 3" LG	2
62	020541-001	HOSE CLAMP	4
63	012739-099	HOSE, 1/4 FUEL LINE	18
64	012733-099	HOSE, 5/16 FUEL LINE	18
65	100289-000	FILTER, CHARGE	1
66	011934-013	FITTING, 90 12MB-8MJ	2
67	104267-000	BRACKET, CHARGE FILTER	1
68	011456-020	SCREW, HHC, M12 X 1.75 X 20MM	2

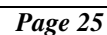


Engine Module Assembly - Diesel

104013-020 #2 of 2

ITEM	PART NUMBER	DESCRIPTION	QTY
201	015790-015	CONNECTOR, (24 PIN)	1
202	015790-013	BOOT	1
203	015790-003	SOCKET 16-18 GA	24
204	067990-030	CONNECTOR (8 PIN)	1
205	067990-031	CONNECTOR (8 PIN)	1
206	100338-013	CONTACT, 16 GA PIN	8
207	100338-014	CONTACT, 16 GA SOCKET	8
208	029480-099	WIRE, 10 GA RED	6 FT
209	029470-099	WIRE, 12 GA. RED	6 FT
210	029454-099	WIRE, 16 GA. RED	6 FT
211	029452-099	WIRE, 16 GA. BLACK	6 FT
212	029451-099	WIRE, 16 GA. WHITE	6 FT
213	029368-099	WIRE, 16 GA. RED/YEL	6 FT
214	029453-099	WIRE, 16 GA. ORANGE	6 FT
215	068334-080	BATTERY CABLE ASSY X 80 LG	1
216	068777-108	BATTERY CABLE ASSY X 108 LG	1
217	068776-108	BATTERY CABLE ASSY X 108 LG	1
218	029601-005	CONN. RING TERM 18-22 GA X 10	3
219	029601-012	CONN. RING TERM. #8 Ø 16-14 GA.	1

ITEM	PART NUMBER	DESCRIPTION	QTY
220	029601-039	CONN. RING TERM. Ø 5/16 12-10 GA.	15
221	029601-013	CONN. RING TERM 16-14 GA #10	1
222	029931-003	CONN. FEM. PUSH (.25) 16-14 GA.	3
223	029931-005	CONN. FEM. PUSH (.25) 10-12 GA.	3
224	029825-002	DIODE, 6 AMP	3
225	029433-099	CABLE, 18 GA 24 COND	6 FT
226	029496-099	CABLE, 16 GA 2 COND	6 FT
227	104352-011	CONNECTOR HOUSING	1
228	104352-012	TERMINAL	5
229	104352-013	SEAL, TERMINAL	5
230	104352-014	CONNECTOR HOUSING	1
231	104352-015	TERMINAL	3
232	104352-016	SEAL, TERMINAL	3
233	029601-004	CONN RING #8	1
234	029931-001	CONN. FEM. PUSH (.25) 18-22 GA.	2
235	068908-000	BOOT	1
236	068908-001	BOOT	1
237	029450-099	WIRE, 16 GA, BLUE FT.	3

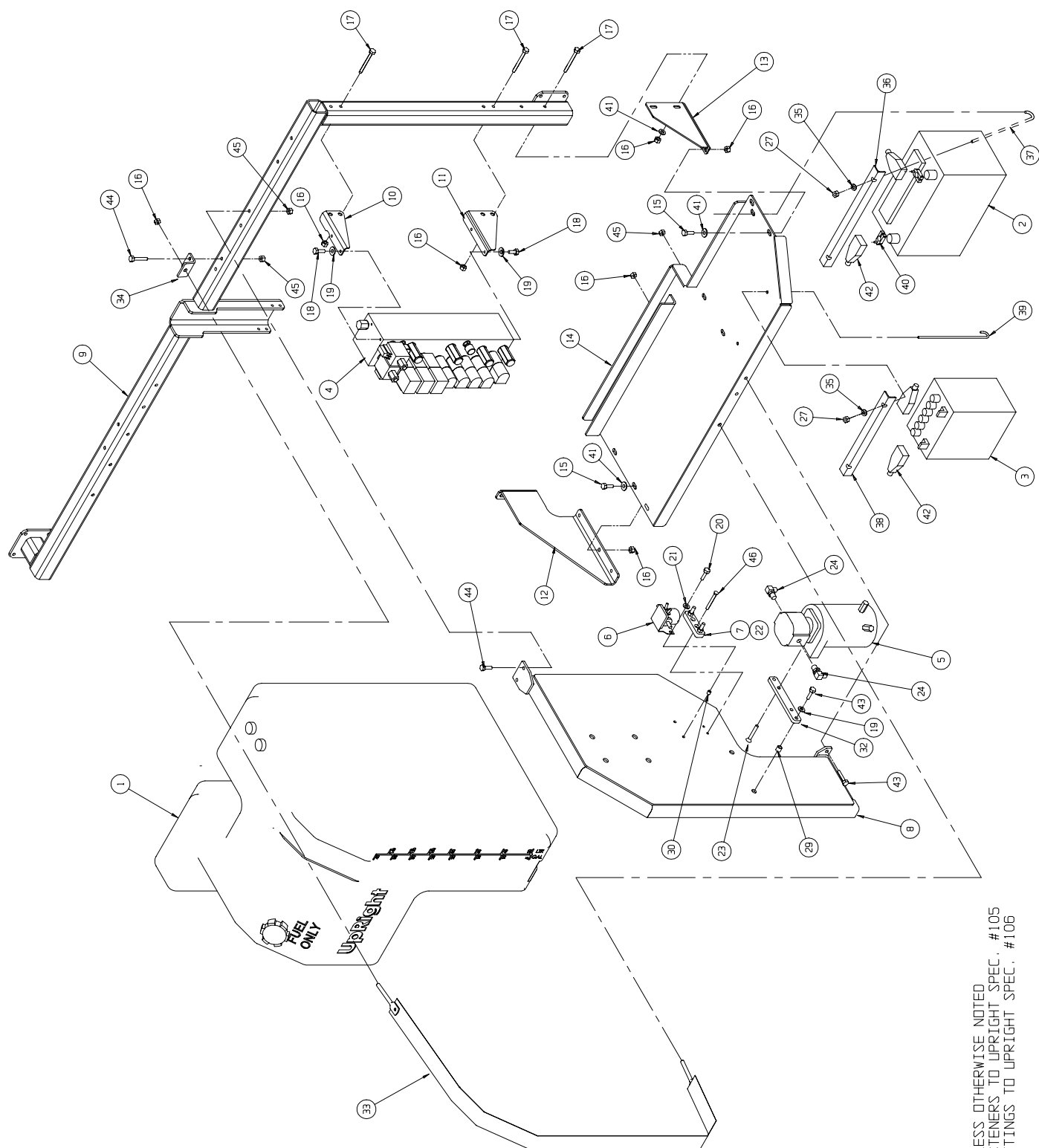


Control Module Assembly, Diesel

104021-010

ITEM	PART NUMBER	DESCRIPTION	QTY
1	104023-000	FUEL TANK ASSEMBLY	1
2	062299-002	BATTERY, 12 V M/C	1
*	062299-004	BATTERY, 12 V DRY	1
3	104391-000	BATTERY, 12 V	1
4	104525-000	VALVE BLOCK ASSEMBLY, MAIN CONTROL	1
5	104359-000	AUX POWER UNIT, 12 VDC 1 GPM	1
6	027972-000	RELAY, MOTOR START	1
7	010148-001	FUSE 175 AMP	1
8	104421-000	GENERATOR FRAME WELDMENT	1
9	104077-000	LEFT DOOR MOUNT	1
10	104309-000	TOP BLOCK MOUNT	1
11	104310-000	BOTTOM BLOCK MOUNT	1
12	104291-000	REAR PAN SUPPORT	1
13	104287-000	FRONT PAN SUPPORT	1
14	104288-000	LEFT PAN WELDMENT	1
15	011254-008	SCREW HHC GR5 3/8-16 UNC X 1	5
16	011248-006	LOCK NUT, 3/8-16 UNC ESNA	13
17	011254-024	SCREW HHC GR 5 3/8-16 UNC X 3	6
18	011253-006	SCREW HHC GR 5 5/16-18 UNC X 3/4	4
19	011238-005	LOCKWASHER, 5/16 SPLIT	6
20	011252-006	SCREW HHC GR5, 1/4-20 UNC X 3/4	2
21	011238-004	LOCKWASHER, 1/4 DIA SPLIT	2

ITEM	PART NUMBER	DESCRIPTION	QTY
22	010149-000	FUSE BLOCK	1
23	011828-010	SCREW, 1/4-20 UNC FLT HD SOC X 1 1/4	2
24	011934-004	FITTING, ELBOW 6MB-6MJ	2
27	011248-004	LOCKNUT, 1/4-20 UNC HEX	4
29	014252-005	INSERT, 5/16-18 UNC	2
30	014252-004	INSERT, 1/4-20 UNC	2
32	104418-000	ADAPTER, AUX. POWERUNIT	1
33	104402-000	STRAP, FUEL TANK	1
34	104404-000	ANCHOR, FUEL TANK STRAP	1
35	011240-004	WASHER, 1/4 STD FLAT	4
36	064040-001	BATTERY HOLD DOWN BAR	1
37	063082-002	J-BOLT, BATTERY HOLD DOWN	2
38	104472-000	BATTERY HOLD DOWN	1
39	100295-000	J-BOLT, BATTERY HOLD DOWN	2
40	014435-001	TERMINAL, BATTERY	2
41	011240-006	WASHER, 3/8 STD FLAT	7
42	010154-000	COVER, BATTERY TERMINAL	4
43	011253-008	SCREW, 5/16 -18 UNC HEX HD CAP X 1	4
44	011253-022	SCREW, 5/16-18 UNC HEX HD CAP X 2 3/4	4
45	011248-005	LOCKNUT, 5/16-18 UNC HEX	6
46	011709-006	SCREW, #10-24 UNC RD HD MACH X 3/4	2



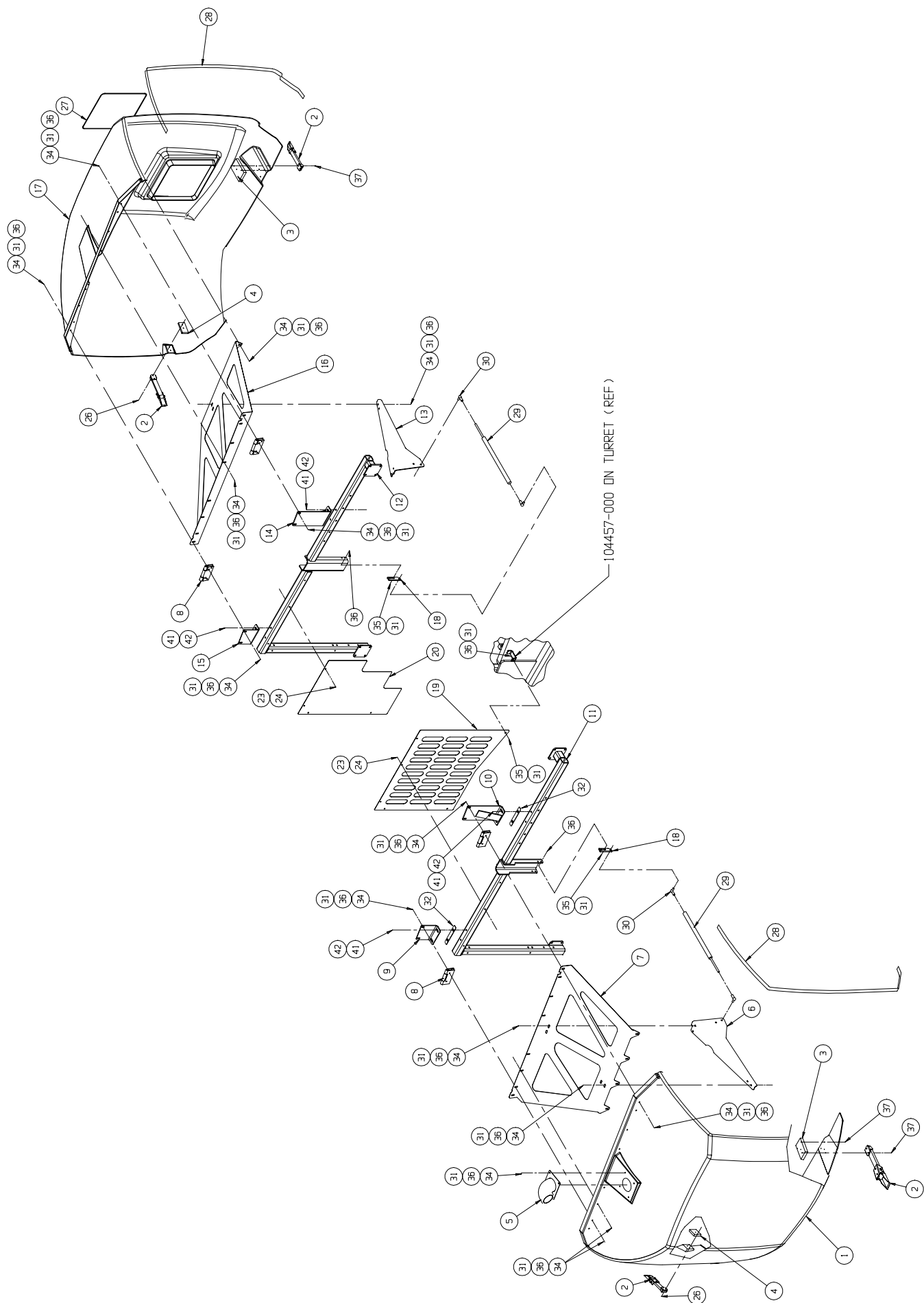
UNLESS OTHERWISE NOTED
 TORQUE FASTENERS TO UPRIGHT SPEC. #105
 TORQUE FITTINGS TO UPRIGHT SPEC. #106

Cover Assembly

104015-000

ITEM	PART NUMBER	DESCRIPTION	QTY
1	104075-000	TURRET COVER RIGHT	1
2	068904-000	LATCH	4
3	104099-000	LATCH BLOCK	2
4	104098-000	LATCH BLOCK	2
5	104292-000	EXHAUST PIPE	1
6	104450-000	STRUT BRACKET RIGHT	1
7	104056-000	RIGHT COVER BRACE	1
8	104084-000	HINGE	4
9	104089-000	HINGE MOUNT RIGHT FRONT	1
10	104090-000	HINGE MOUNT RIGHT REAR	1
11	104078-000	RIGHT DOOR MOUNT	1
12	104077-000	LEFT DOOR MOUNT	REF
13	104451-000	STRUT BRACKET LEFT	1
14	104093-000	HINGE MOUNT LEFT REART	1
15	104092-000	HINGE MOUNT LEFT FRONT	1
16	104057-000	LEFT COVER BRACE	1
17	104076-000	TURRET COVER LEFT	1
18	104455-000	SPRING MOUNT	2

ITEM	PART NUMBER	DESCRIPTION	QTY
19	104416-000	COVER PANEL, RIGHT	1
20	104415-000	COVER PANEL, LEFT	1
23	011248-004	LOCKNUT, 1/4-20 UNC HEX	9
24	011252-022	SCREW, 1/4-20 UNC HEX HD CAP X 2 3/4	9
26	013923-008	SCREW, #10 TYPE AB SLFTP HWH X 1	4
27	061692-099	GROMMET MATERIAL	A/R
28	100370-099	DOOR SEAL, "C"	A/R
29	104374-000	SPRING, GAS	2
30	104374-001	BALL JOINT ASSEMBLY	4
31	011240-005	WASHER, 5/16 DIA STD FLAT	88
32	104479-000	SPACER, DOOR MOUNT	2
34	011253-008	SCREW, 5/16-18 UNC HEX HD CAP X 1	44
35	011253-006	SCREW, 5/16-18 UNC HEX HD CAP x 3/4	5
36	011248-005	LOCKNUT, 5/16-18 UNC HEX	48
37	011826-004	SCREW, #10-32 UNF RD HD MACH X 1/2	8
41	011240-006	WASHER, 3/8 DIA STD FLAT	8
42	011248-006	LOCKNUT, 3/8-16 UNC HEX	8

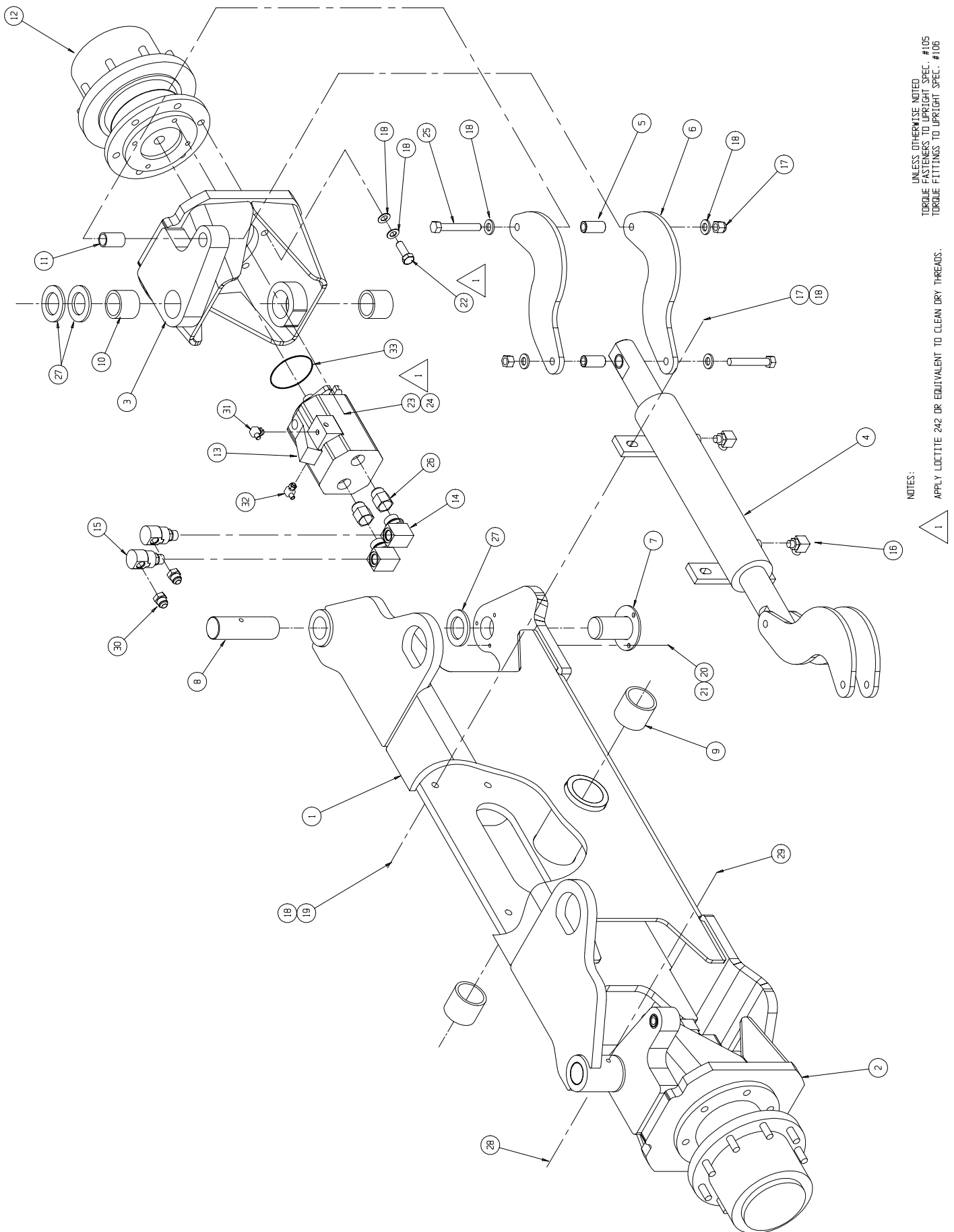


Front Axle Assembly

104016-010

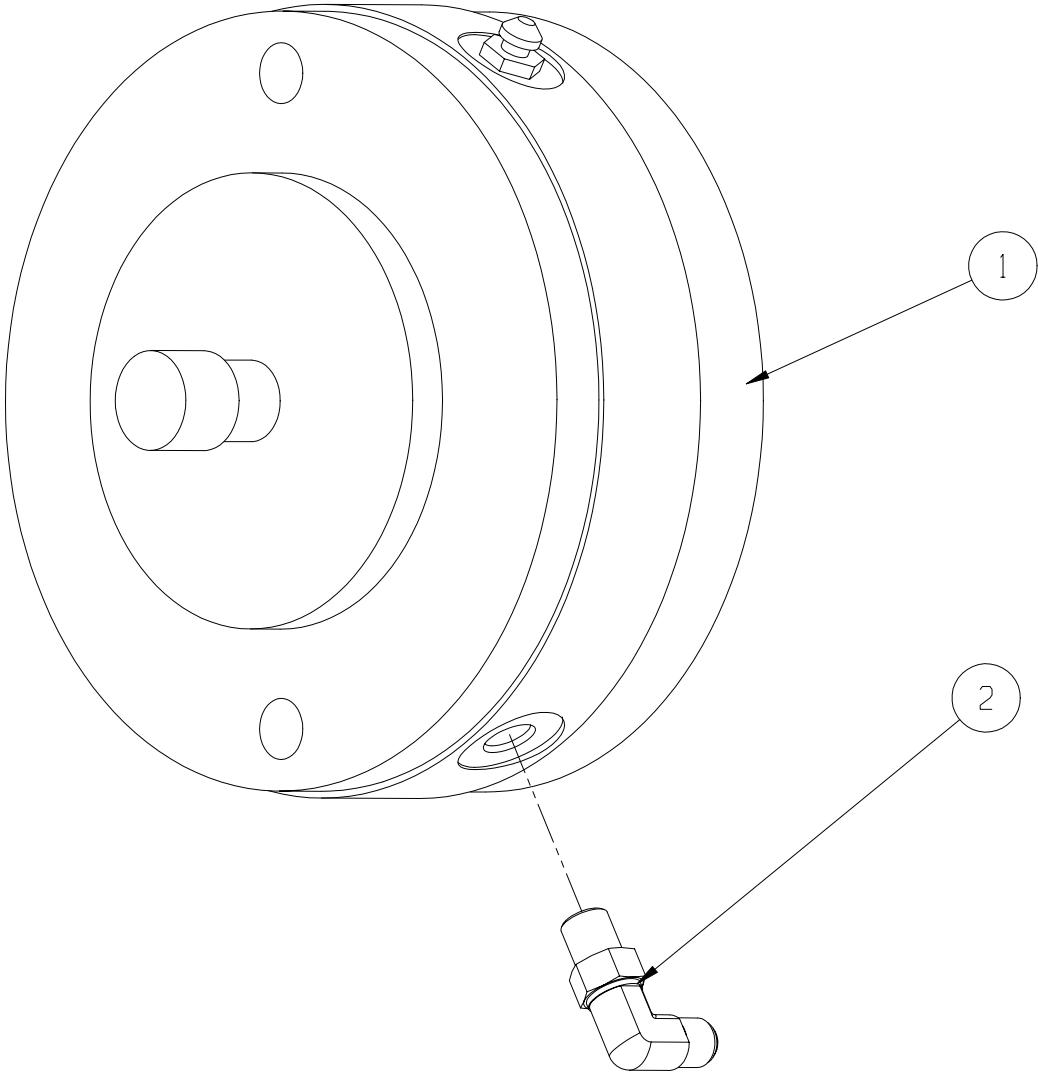
ITEM	PART NUMBER	DESCRIPTION	QTY
1	104114-000	FRONT AXLE WELDMENT	1
2	104120-000	RIGHT FRONT MOUNT WELDMENT	1
3	104123-000	LEFT FRONT MOUNT WELDMENT	1
4	100557-000	STEERING CYLINDER	1
5	104143-000	STEERING LINK SLEEVE	4
6	104148-001	STEERING LINK	4
7	104232-000	BOTTOM KING PIN WELDMENT	2
8	104245-000	TOP WHEEL PIN	2
9	101016-005	BEARING, 2.5 I.D. X 2.5 LG	2
10	101016-004	BEARING, 2.0 I.D. X 2.0 LG	4
11	101016-003	BEARING, 1.0 I.D. X 2.0 LG	2
12	104552-000	PLANETARY	2
13	104550-000	MOTOR, DRIVE	2
14	104386-004	FITTING, ELBOW 90° MB10-FB10	4
15	068885-000	FITTING, SWIVEL 90°	4
16	011934-004	FITTING, ELBOW 6MB-6MJ	2
17	011248-010	LOCKNUT, 5/8-11 UNC HEX	8

ITEM	PART NUMBER	DESCRIPTION	QTY
18	011239-010	WASHER, 5/8 DIA FLAT ASTM A325	40
19	011291-022	SCREW, 5/8-11 UNC HEX HD CAP GR 8 X 2 3/4	4
20	011254-010	SCREW, 3/8-16 UNC HEX HD CAP X 1 1/4	6
21	011238-006	LOCKWASHER, 3/8 SPLIT	6
22	011291-014	SCREW, 5/8-11 HEX HD GR 8 CAP X 1 3/4	12
23	014033-010	SCREW, 1/2-13 UNC HEX HD CAP GR 8 X 1 1/4	4
24	011239-008	WASHER, 1/2 DIA FLAT ASTM A325	4
25	011257-034	SCREW, 5/8-11 UNC HEX HD CAP X 4 1/4	4
26	015717-007	FITTING, STRAIGHT 12MB-10FB	4
27	104144-002	THRUST WASHER, 2 I.D.	6
28	011254-032	SCREW, 3/8-16 UNC HEX HD CAP X 4	2
29	011248-006	LOCKNUT, 3/8-16 UNC HEX	2
30	011941-011	FITTING, STRAIGHT 8MB-10MJ	4
31	100434-002	FITTING, ELBOW 90° 4MFOR-4MB	2
32	011934-024	FITTING, ELBOW 90° 10MB-6MJ	2
33	100782-000	O-RING, WHEEL MOTOR	2



Brake Assembly
 100858-000

ITEM	PART NUMBER	DESCRIPTION	QTY
1	104551-000	BRAKE	1
2	011934-001	FITTING, ELBOW 90° 4MB-4MJ	1

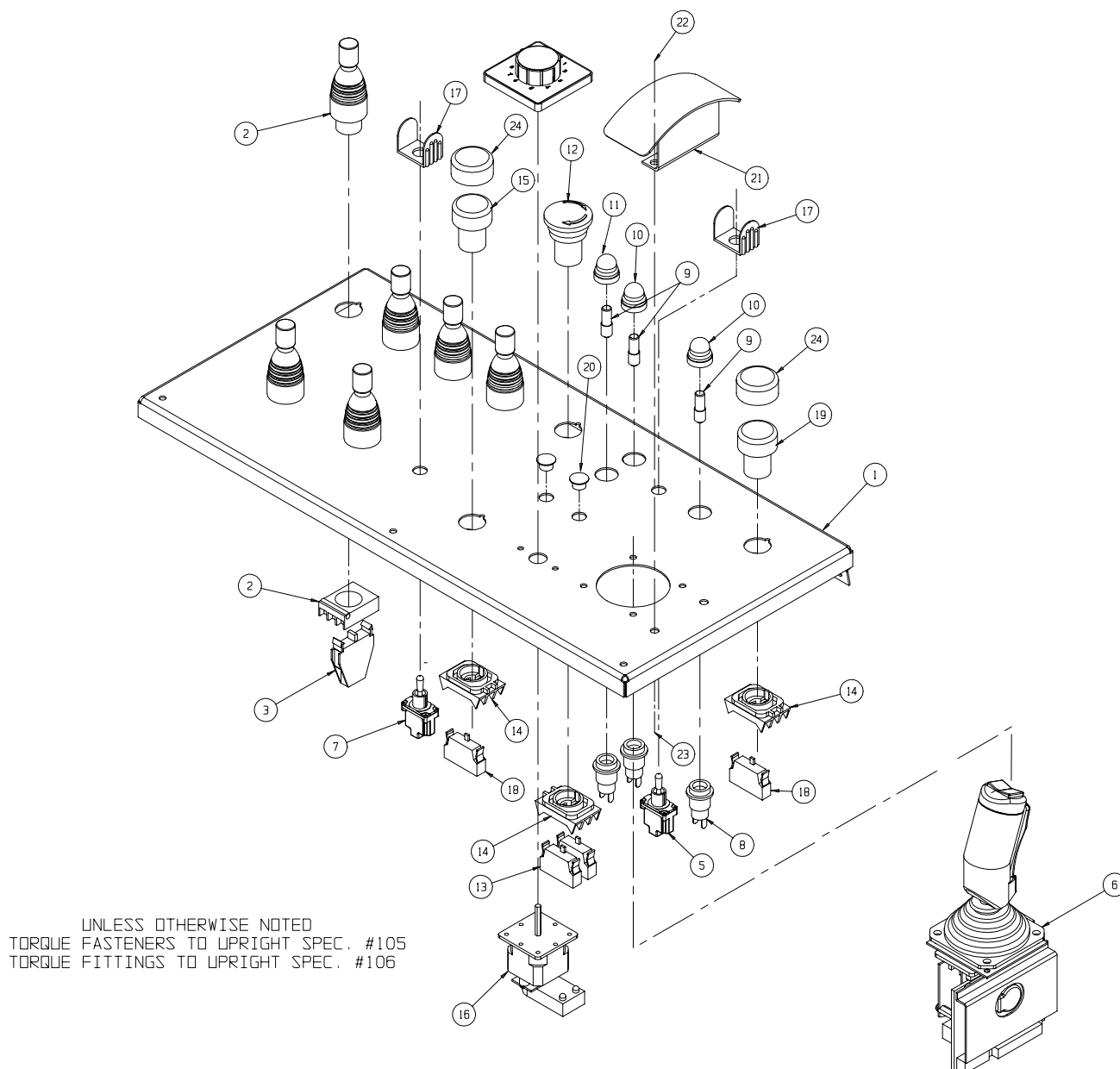


UNLESS OTHERWISE SPECIFIED:
 TORQUE ALL FITTINGS TO UPRIGHT SPEC. #106.00

Upper Control Box Assembly - AB62 Diesel

104531-000 #1 of 3

ITEM	PART NUMBER	DESCRIPTION	QTY	ITEM	PART NUMBER	DESCRIPTION	QTY
1	104516-000	ENCLOSURE, UPPER CONTROLS	1	9	068591-001	LAMP T-2 1/2	3
2	068594-000	JOYSTICK - OPERATOR	6	10	068595-002	LENS AMBER	2
*	068594-006	JOYSTICK BOOT	6	11	068595-001	LENS RED	1
3	066805-012	CONTACT BLOCK N.O./N.C.	6	12	064446-003	EMERGENCY STOP BUTTON	1
5	012797-000	TOGGLE SWITCH, SPDT	1	13	064443-002	CONTACT BLOCK, N.C.	2
6	104497-000	JOYSTICK	1	14	064417-001	FLANGE MOUNT	3
*	104497-002	PC BOARD W/POT	1	15	067654-000	SWITCH, PUSH BUTTON	1
*	066554-013	BOOT HANDLE	1	16	068593-004	SWITCH	1
*	066786-011	HANDLE HALF FRONT	1	17	008271-001	SWITCH GUARD	2
*	066786-012	HANDLE HALF REAR	1	18	064443-001	CONTACT BLOCK, N.O.	2
*	066786-013	GASKET HANDLE	1	19	067652-000	SWITCH, PUSH BUTTON	1
*	066786-016	BOOT ROCKER	1	20	015964-000	PLUG, HOLE	2
*	066786-021	SWITCH PUSH BUTTON	1	21	068801-000	HAND SUPPORT WELDMENT	1
*	066786-024	SWITCH STEERING MICRO	1	22	011252-003	SCREW, 1/4-20 UNC HEX HD CAP X 3/8	2
*	068592-008	SWITCH DRIVE MICRO	1	23	011248-004	LOCKNUT, 1/4-20 UNC HEX	2
7	012798-004	SWITCH TOGGLE, DPDT MOMMENTARY	1	24	104492-000	CAP, CLEAR PLASTIC	2
8	068590-000	BASE, INDICATOR LAMP	3				

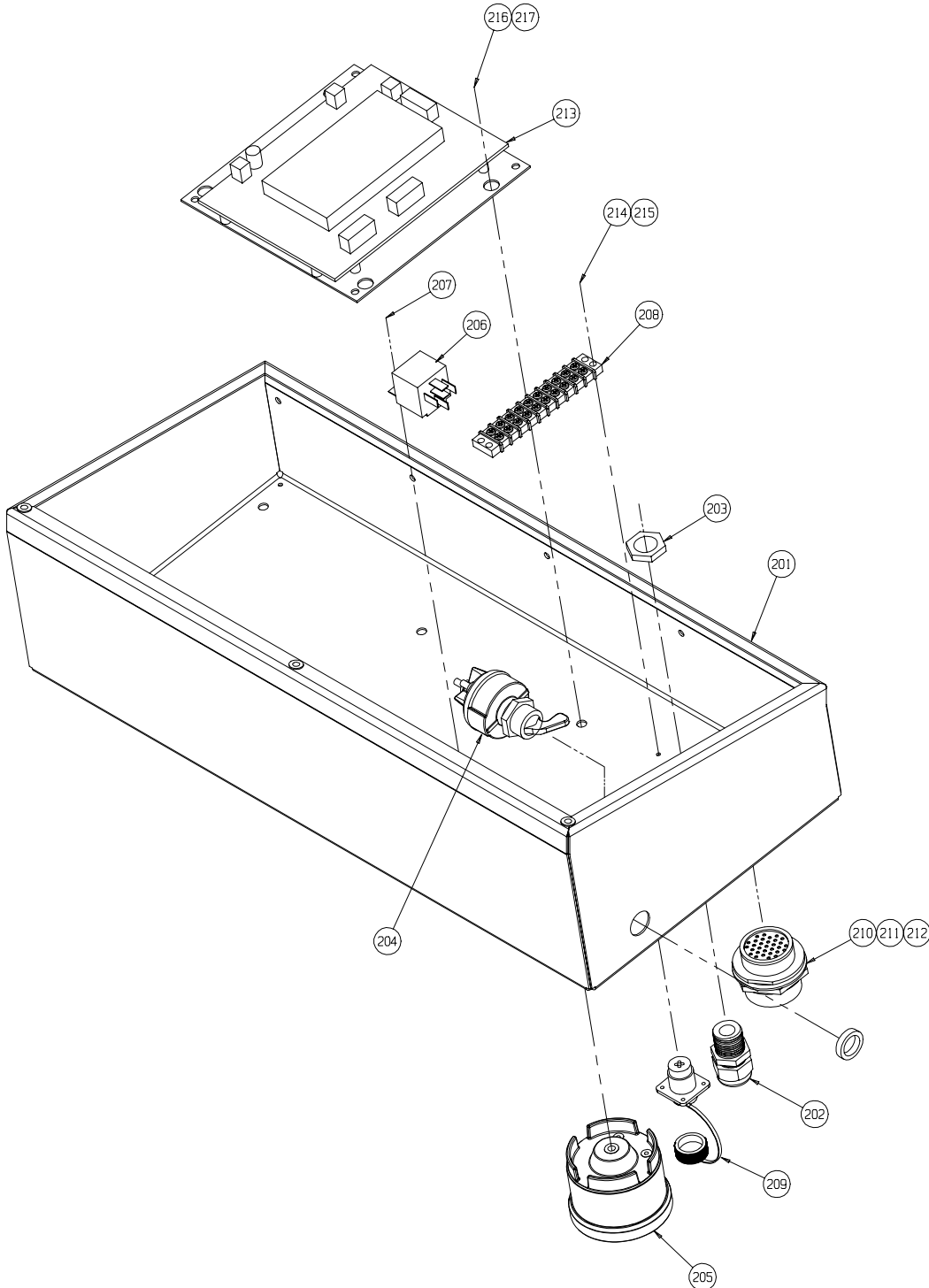


Upper Control Box Assembly - AB62 Diesel

104531-000 #2 of 3

ITEM	PART NUMBER	DESCRIPTION	QTY
201	104516-000	UPPER CONTROL BOX/2 NPT	REF
202	029925-002	CONNECTOR CABLE 1/2 NPT	1
203	029939-002	LOCKNUT 1/2 NPT	1
204	100334-000	SWITCH, LEVER	1
205	066807-001	ALARM 107DB	1
206	068132-001	RELAY, 12 VDC	1
207	026553-003	RIVET, POP 3/16 .126-.250 GRIP	1
208	029928-010	TERMINAL. STRIP	1
209	104387-000	CONNECTOR,	1

ITEM	PART NUMBER	DESCRIPTION	QTY
210	065926-012	CONNECTOR, PLUG 31 SOCKET	1
211	015790-003	SOCKET, 16-18 GA	26
212	028800-015	PLUG, SEALING	5
213	104383-000	MULTIPLEX TRANSMITTER	1
214	011248-002	LOCK NUT, #8-32 UNC HEX	2
215	011708-006	SCREW, #8-32 UNC RD HD MACH X 3/4	2
216	013949-003	WASHER, #10 EXTERNAL STAR	4
217	011826-002	SCREW, #10-32 UNC RD HD MACH X 1/4	4

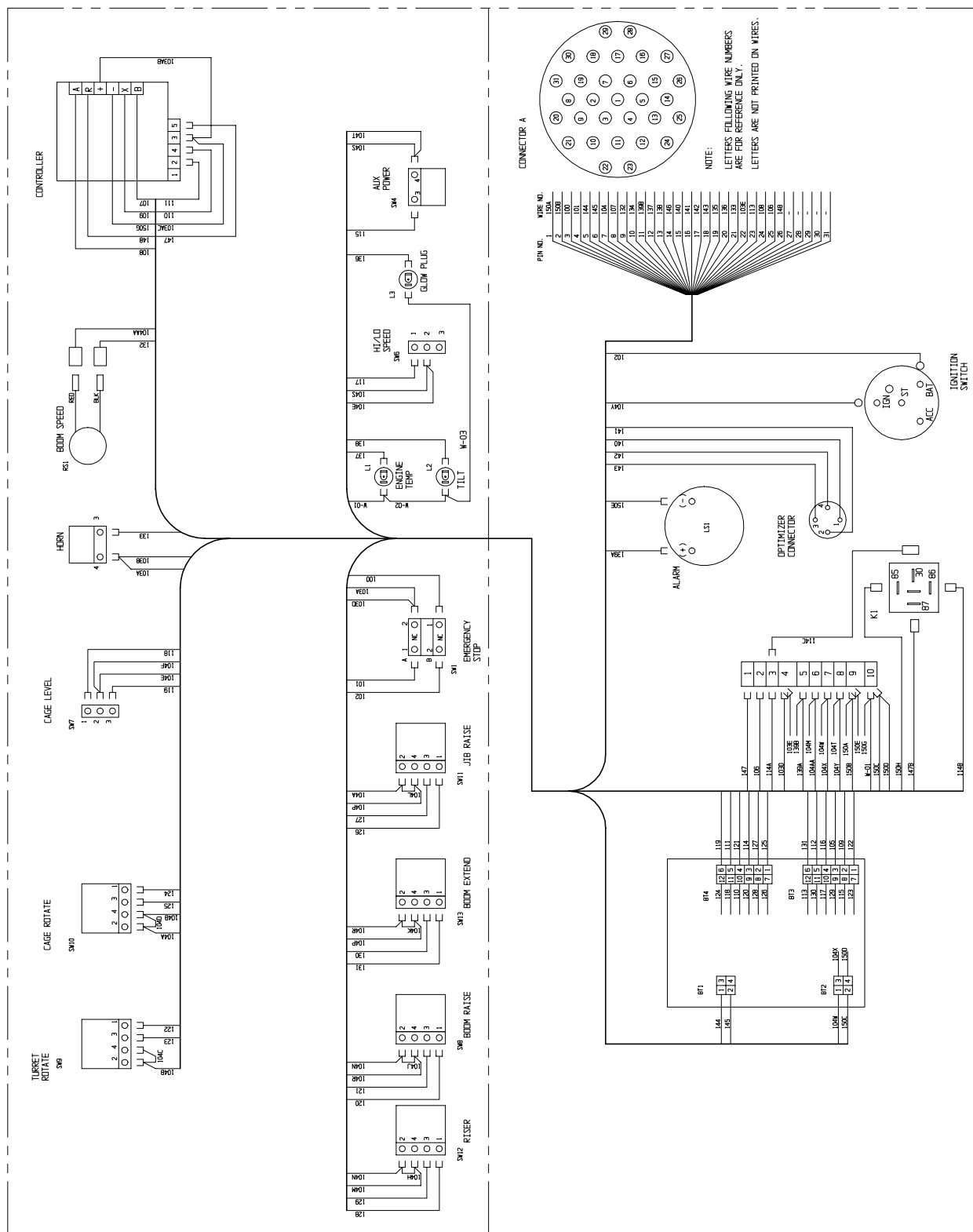


Upper Control Box Assembly - Diesel

104531-000 #3 of 3

ITEM	PART NUMBER	DESCRIPTION	QTY
301	029610-002	CONN, FORK 16-14 #8	28
302	029610-007	CONN, FORK 22-16 #8	35
303	029616-004	CONN, FEMALE PUSH 22-16	7
304	029617-004	CONN, MALE PUSH 22-16	2

ITEM	PART NUMBER	DESCRIPTION	QTY
305	029428-099	WIRE, 18 GA. WHITE	A/R
306	029371-099	WIRE, 16 GA. YELLOW/GREEN	A/R
307	029601-005	CONN, RING 22-16 #10 DIA	3
308	029601-016	CONN, RING 22-16 #2 DIA	8

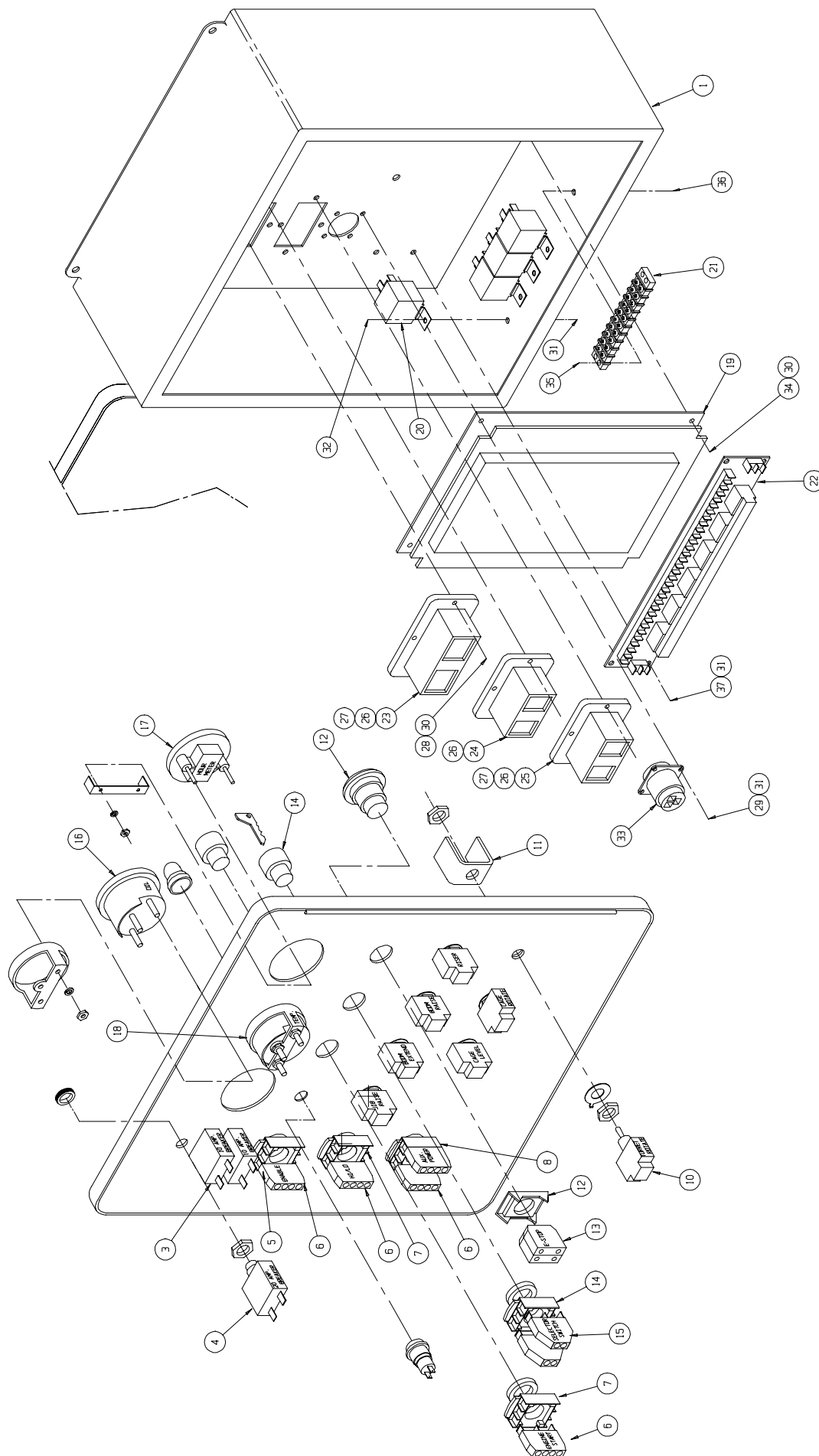


Lower Controller Assembly, Diesel

104019-000 #1 of 2

ITEM	PART NUMBER	DESCRIPTION	QTY
1	104271-000	LOWER CONTROLS ENCLOSURE	1
2	104312-000	CIRCUIT MOUNT	1
3	068582-010	CIRCUIT BREAKER, 10 AMP	2
4	068582-020	CIRCUIT BREAKER, 20 AMP	1
5	067652-000	BUTTON PUSH, GREEN	1
6	064443-001	CONTACT BLOCK, N.O.	5
7	067654-000	BUTTON PUSH, BLK	2
8	104499-000	BUTTON PUSH, YELLOW	1
10	012798-000	SWITCH, TOGGLE SPDT	7
11	008271-000	GUARD, SWITCH	7
12	064446-003	SWITCH, E-STOP	1
13	064443-002	CONTACT BLOCK, N.C.	2
14	100335-000	KEY SWITCH, KEYED	1
*	068807-010	KEY	1
15	066805-012	CONTACT BLOCK, N.O.-N.C.	2
16	100331-000	OIL PRESSURE GUAGE	1
17	100330-000	TEMPERATURE GUAGE	1
18	015752-000	HOUR METER	1
19	104397-000	MULTIFLEX RECEIVER ASSEMBLY	1

ITEM	PART NUMBER	DESCRIPTION	QTY
20	068132-001	RELAY, 12 VDC	4
21	029928-010	TERMINAL STRIP	1
22	104398-000	RELAY CARD ASSEMBLY	1
23	015790-006	CONNECTOR, RECEPTICAL 40 PIN	1
24	015790-011	CONNECTOR, RECEPTICAL 24 PIN TYPE A	1
25	015790-014	CONNECTOR, RECEPTICAL 24 PIN TYPE B	1
26	015790-004	PIN, 16-18 GA	77
27	028800-015	PLUG, SEALING	11
28	011709-004	SCREW, #10-24 UNC RD HD MACH X 1/2	12
29	011708-004	SCREW, #8-32 UNC RD HD MACH X 1/2	4
30	011248-003	LOCKNUT, #10-24 UNC HEX	16
31	011248-002	LOCKNUT, #8-32 UNC HEX	12
32	011708-003	SCREW, #8-32 UNC RD HD MACH X 3/8	4
33	104387-004	CONNECTOR,	1
34	011709-010	SCREW, #10-24 UNC RD HD MACH X 1 1/4	4
35	011715-005	SCREW, #6-32 UNC RD HD MACH X 5/8	2
36	011248-032	LOCKNUT, #6-32 HEX	2
37	011708-006	SCREW, #8-32 RD HD MACH X 3/4	4

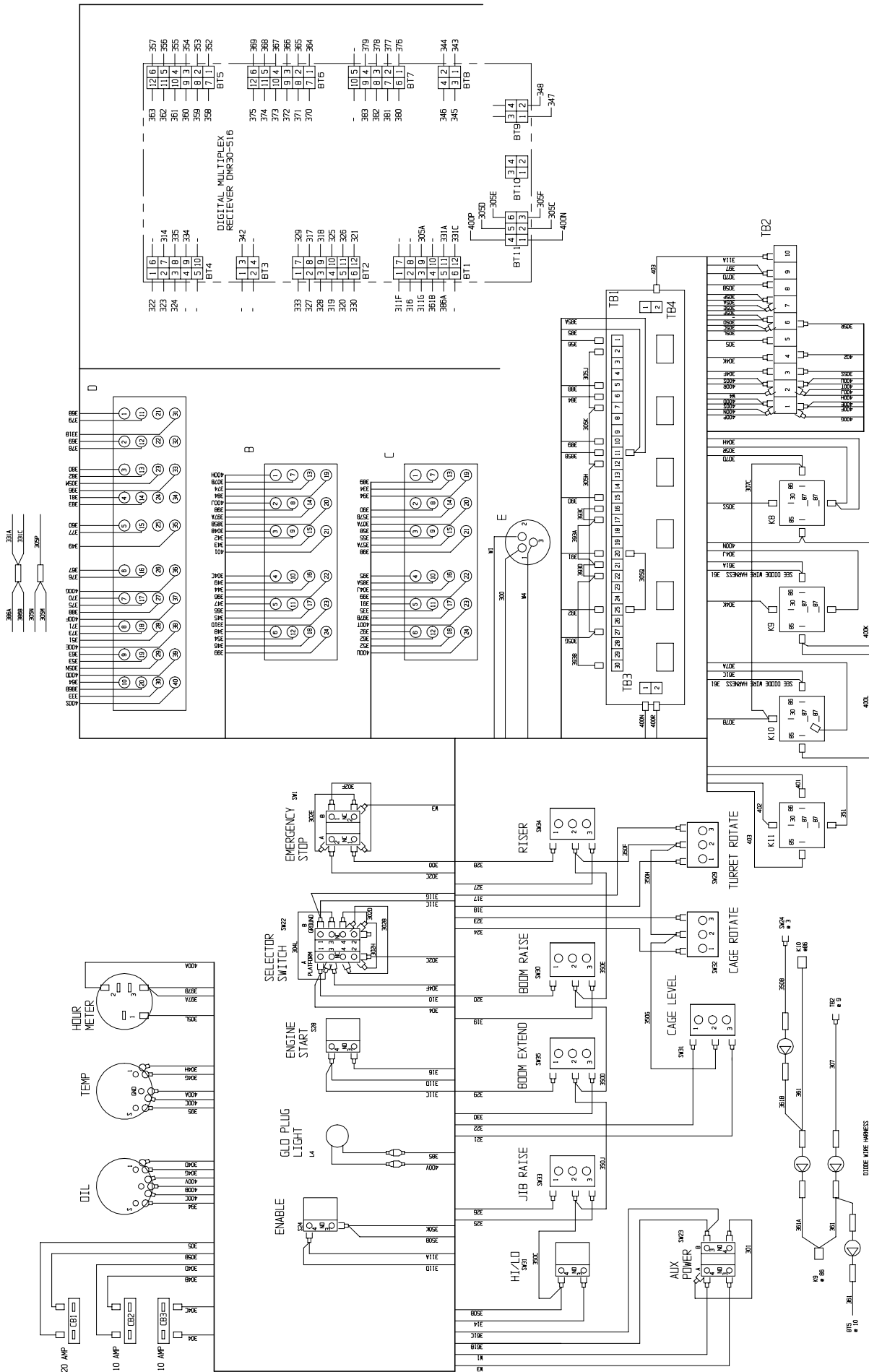


Lower Controller Assembly, Diesel

104019-000 #2 of 2

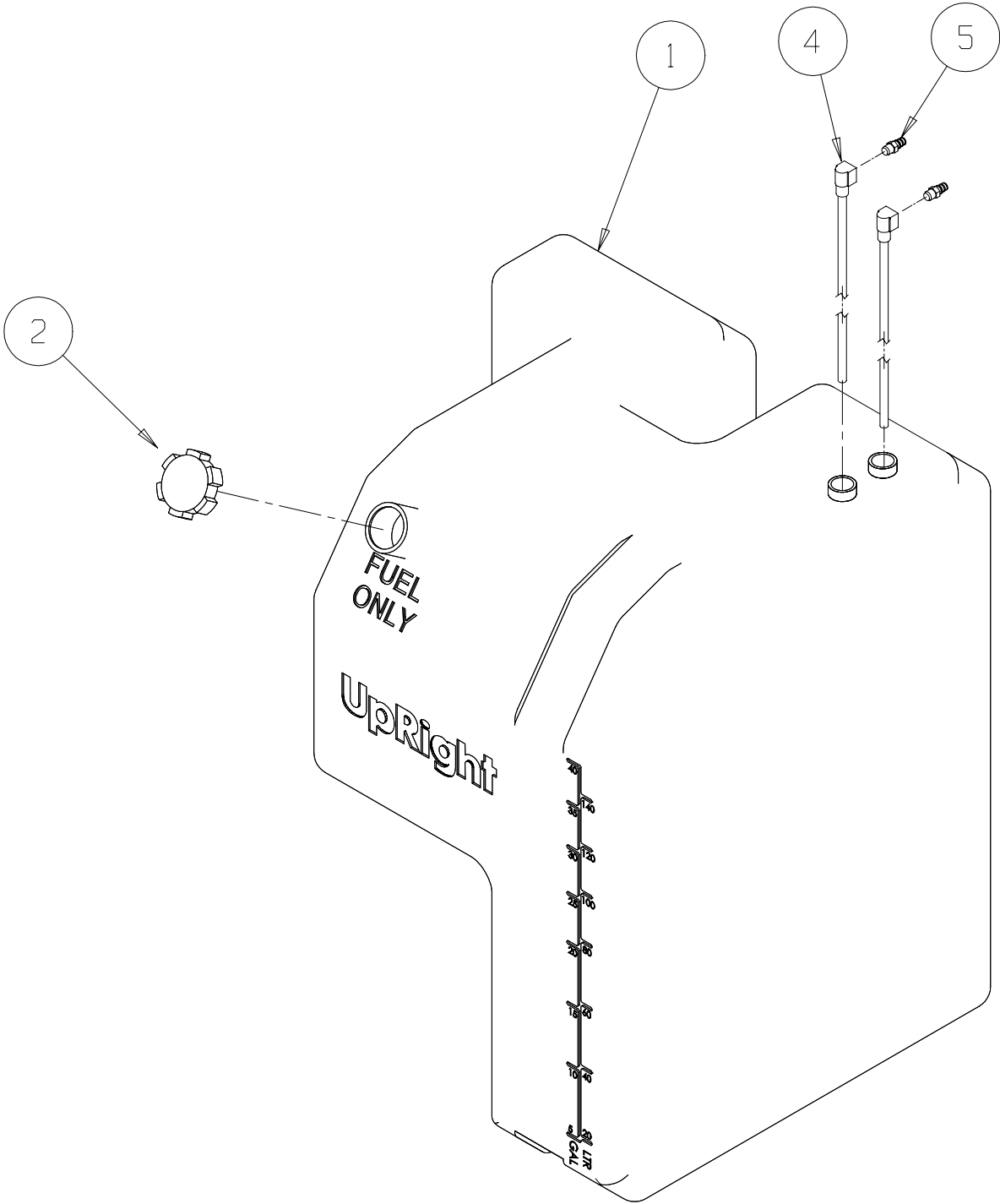
ITEM	PART NUMBER	DESCRIPTION	QTY
201	029610-007	CONN, FORK 22-16 #8	29
202	029610-002	CONN, FORK 16-14 #8	48
203	029615-001	CONN, FEMALE PUSH 22-18 UNINSLATED	21
204	029615-002	CONN, FEMALE PUSH 16-14 UNINSULATED	8
205	029616-003	CONN, FEMALE PUSH 10-12 INSULATED	2
206	029616-002	CONN, FEMALE PUSH 16-14 INSULATED	6
207	029616-004	CONN, FEMALE PUSH 22-16 INSULATED	11
208	029610-002	CONN, BUTT 14-16	3

ITEM	PART NUMBER	DESCRIPTION	QTY
209	029610-001	CONN, BUTT 22-18	7
210	029617-004	CONN, MALE PUSH 22-16 INSULATED	2
211	029428-099	WIRE, 18 AWG WHITE	A/R
212	029371-099	WIRE, 16 AWG YELLOW /GREEN	A/R
213	029473-099	WIRE, 12 AWG WHITE	A/R
214	029472-099	WIRE, 12 AWG BLACK	A/R
215	029507-099	WIRE, 12 AWG GREEN	A/R



Fuel Tank Assembly
104023-000

ITEM	PART NUMBER	DESCRIPTION	QTY
1	104337-000	FUEL TANK	1
2	068982-002	FILLER CAP	1
4	104456-000	WITHDRAWAL TUBE WELDMENT	2
5	010178-005	FITTING, BARBED 1/4	2

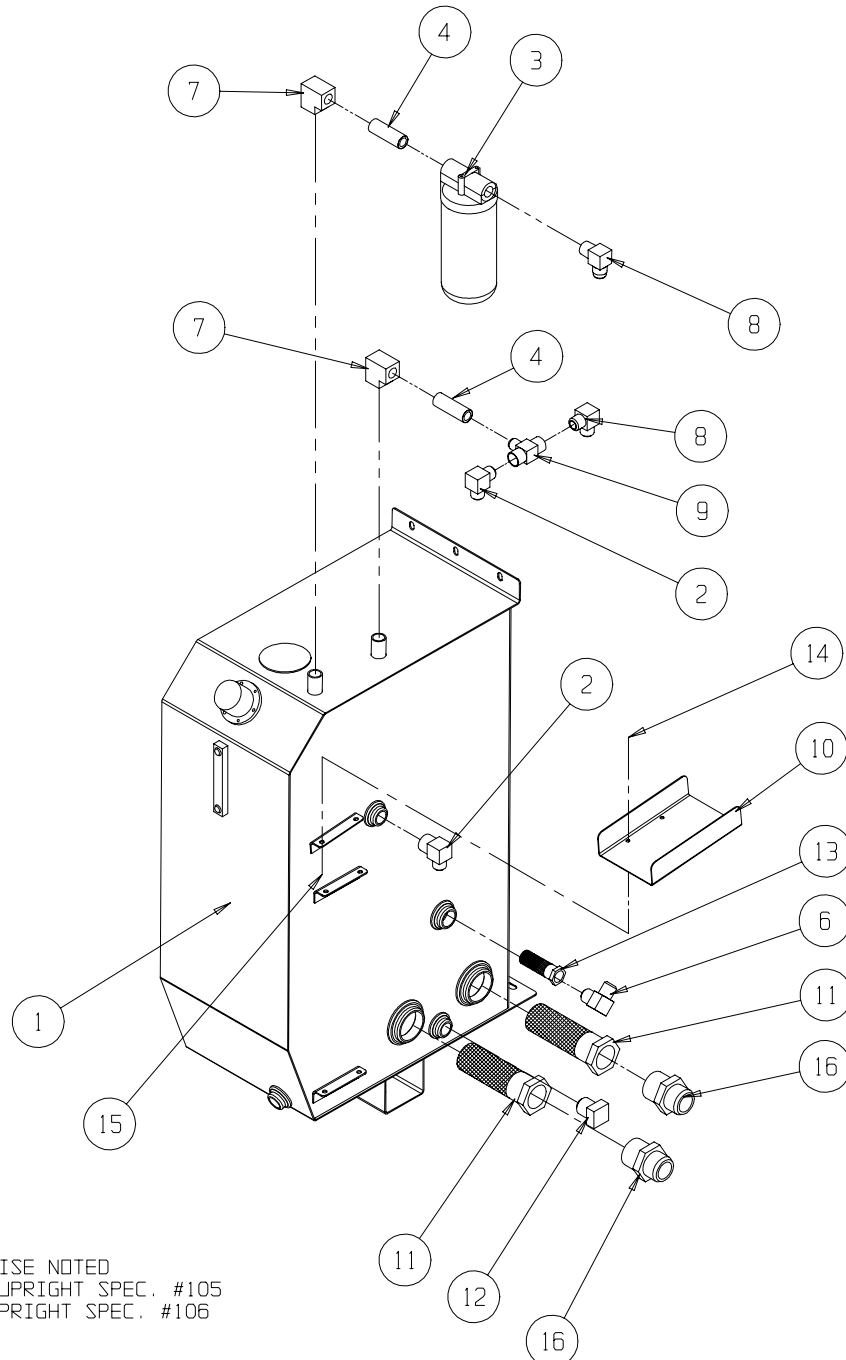


Hydraulic Reservoir Assembly

104025-010

ITEM	PART NUMBER	DESCRIPTION	QTY
1	104265-000	HYDRAULIC TANK	1
2	011940-018	FITTING, ELBOW 12 MP-8MJ 90°	2
3	100285-000	FILTER	1
4	012467-006	PIPE NIPPLE 3/4 NPT X 3 LG	2
6	011940-034	FITTING, ELBOW 12MP-6MJ 90°	1
7	011916-008	FITTING, ELBOW 12FP-12FP	2
8	011940-020	FITTING, ELBOW 12MP-12MJ 90°	2
9	011915-006	FITTING, TEE 12FP-12FP	1

ITEM	PART NUMBER	DESCRIPTION	QTY
10	104414-001	SHIELD, OIL DRIP	1
11	100286-001	SUCTION STRAINER	2
12	100288-000	PLUG, MAGNETIC	1
13	061818-000	STRAINER	1
14	011253-008	SCREW, 5/16-18 UNC HEX HD CAP X 1	2
15	011248-005	LOCKNUT, 5/16-18 UNC HEX	2
16	011939-029	FITTING, STR 20MP-16MJ	2

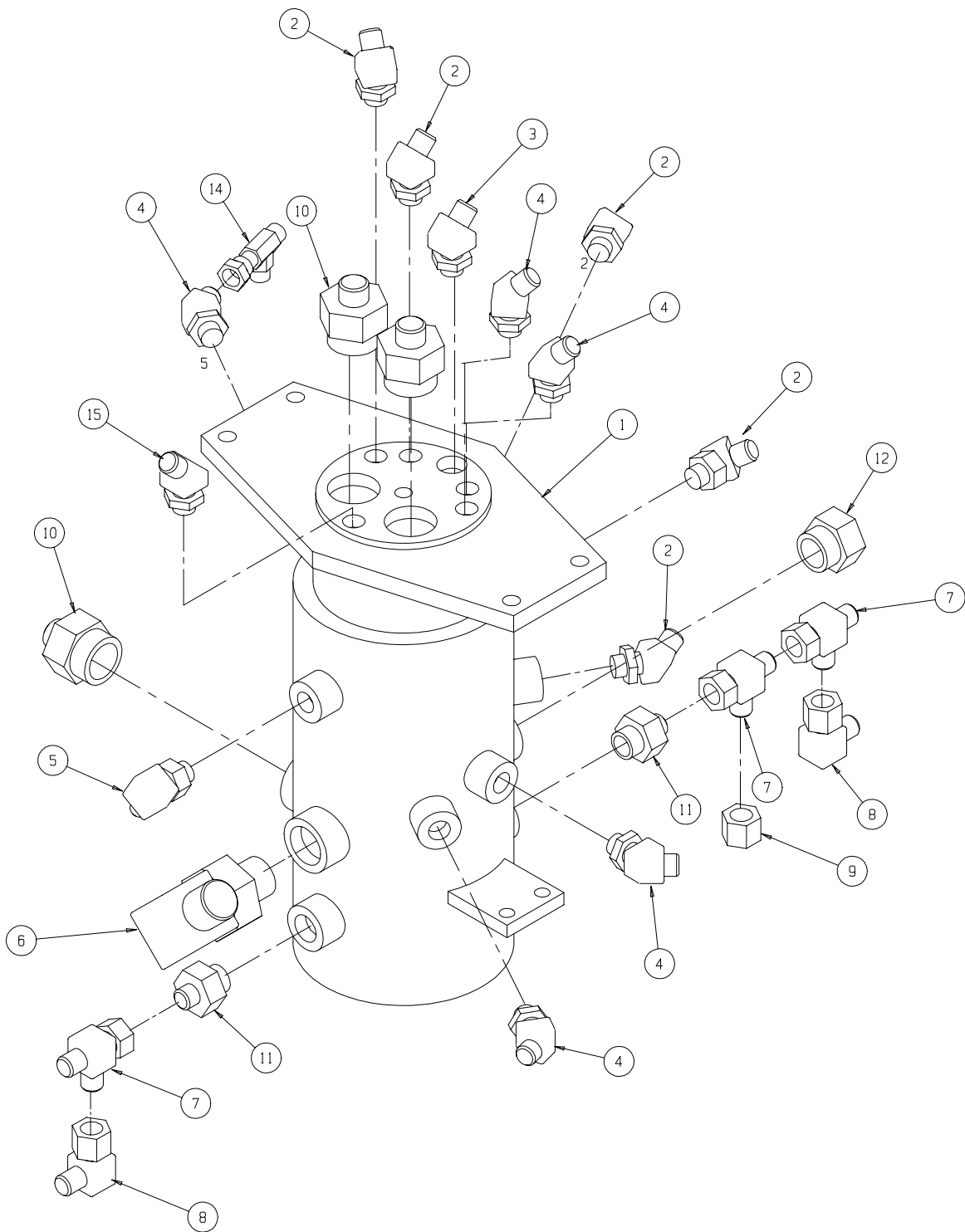


UNLESS OTHERWISE NOTED
 TORQUE FASTENERS TO UPRIGHT SPEC. #105
 TORQUE FITTINGS TO UPRIGHT SPEC. #106

Rotary Manifold
104026-000

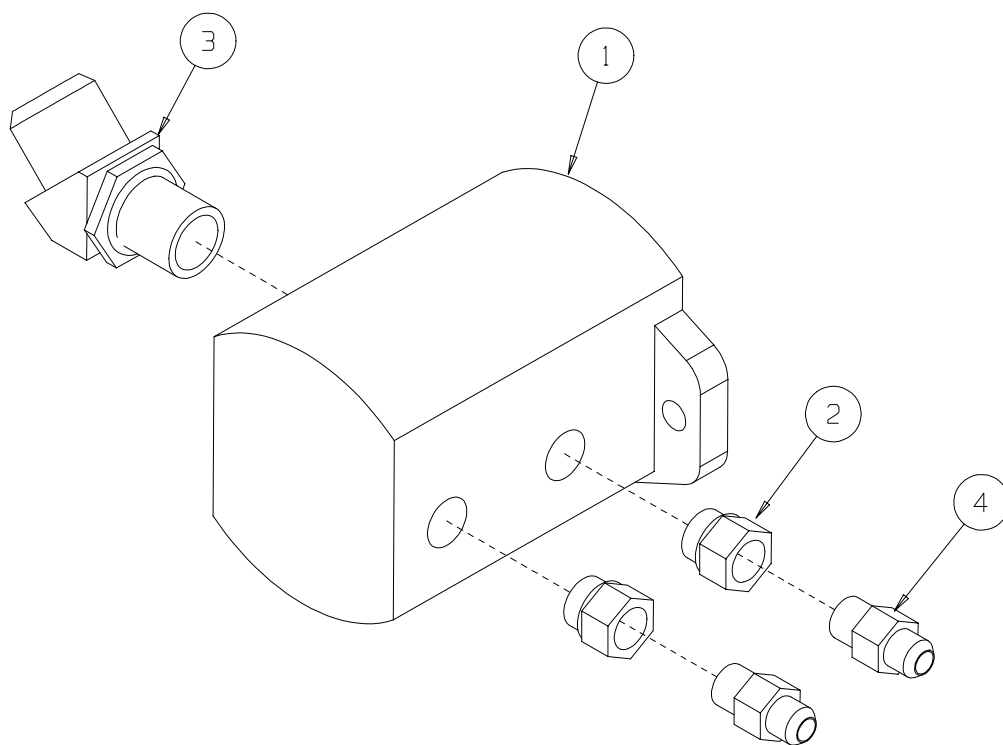
ITEM	PART NUMBER	DESCRIPTION	QTY
1	100558-000	ROTARY MANIFOLD	1
2	011935-003	FITTING, ELBOW 45° 6MB-6MJ	5
3	011935-004	FITTING, ELBOW 45° 8MB-8MJ	1
4	100433-002	FITTING, ELBOW 45° 4MFFOR-6MB	5
5	011934-003	FITTING, ELBOW 90° 6MB-4MJ	1
6	011934-015	FITTING, ELBOW 12MB-12MJ	1
7	020733-002	FITTING, TEE 6FJ-6MJ	3

ITEM	PART NUMBER	DESCRIPTION	QTY
8	011937-003	FITTING, ELBOW 6FJ-6MJ	2
9	020343-006	FITTING, CAP 6FJ	1
10	011941-027	FITTING, STRAIGHT 16MB-12MJ	3
11	011941-009	FITTING, STRAIGHT 8MB-6MJ	2
12	020021-012	FITTING, PLUG MB12	1
14	100448-001	FITTING, TEE 4FFOR-4MFOR	1
15	011935-013	FITTING, ELBOW 45° 6MB-4MJ	1



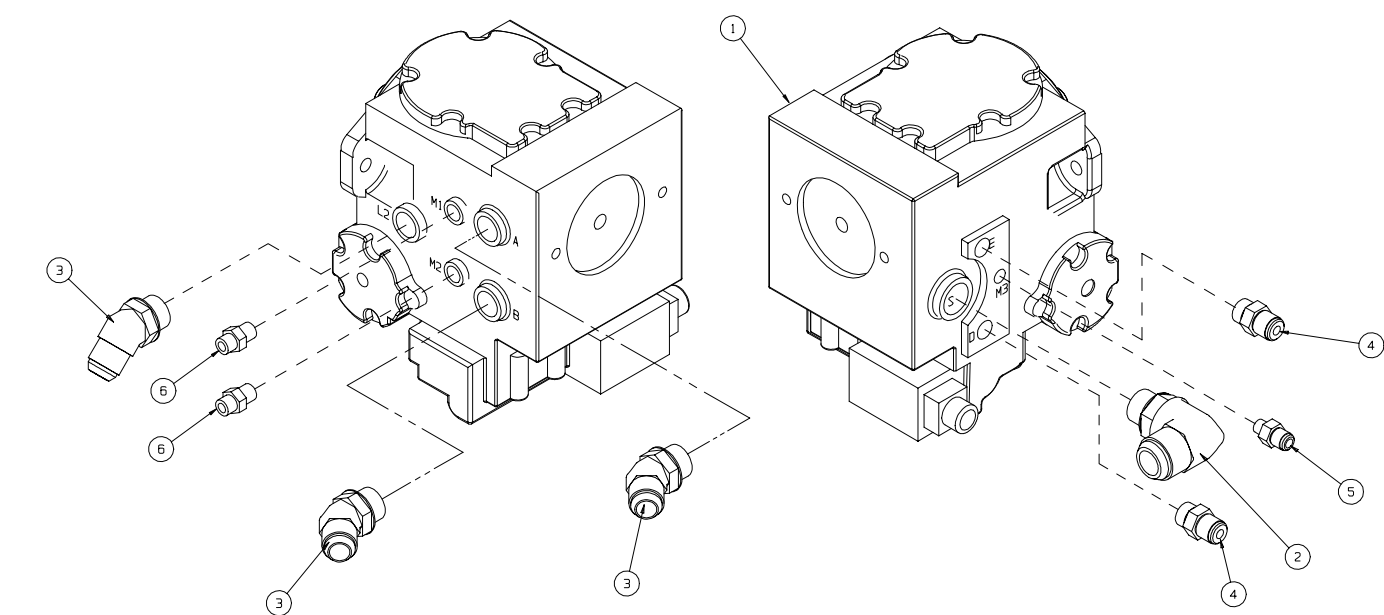
Pump, Lift Assembly 104027-000

ITEM	PART NUMBER	DESCRIPTION	QTY
1	104360-000	PUMP	1
2	015717-002	FITTING, REDUCER. 8MB-6FB	2
3	011935-015	FITTING, 45° ADAPTER 12MB-16MJ	1
4	068779-000	VALVE, CHECK	2



Pump, Drive Assembly
104029-001

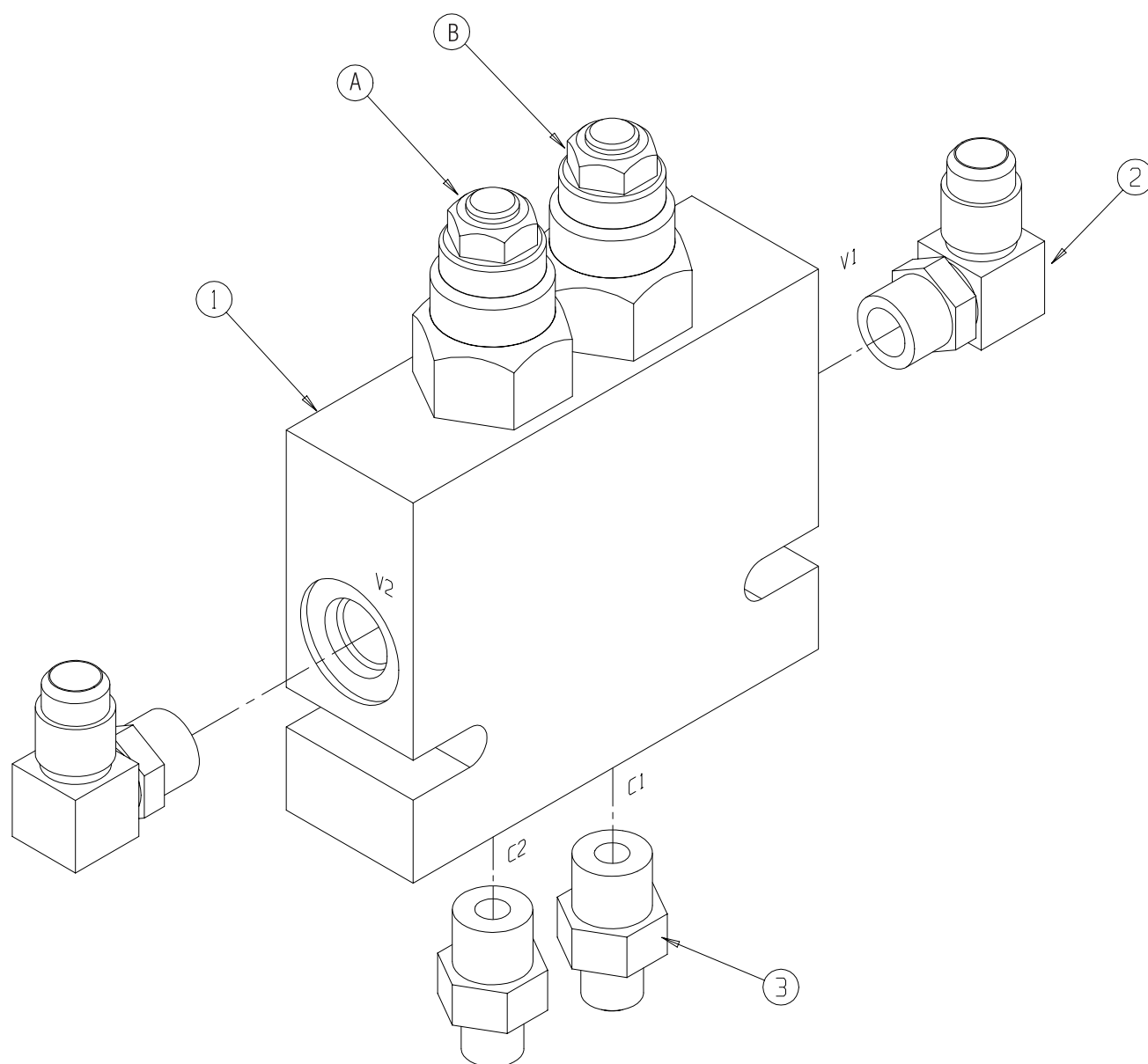
ITEM	PART NUMBER	DESCRIPTION	QTY
1	104553-000	PUMP-HYDRAULIC DRIVE	1
2	011934-016	FITTING - ELBOW 90° 12MB-16MJ	1
3	011935-007	FITTING - ELBOW 45° 12MB-12MJ	3
4	011941-010	FITTING - STRAIGHT 8MB-8MJ	2
5	011941-002	FITTING - STRAIGHT 4MB-6MJ	1
6	100432-004	FITTING - STRAIGHT 6MB-4MFFOR	2



UNLESS OTHERWISE NOTED:
 TORQUE FASTENERS TO UPRIGHT SPEC #105
 TORQUE FITTINGS TO UPRIGHT SPEC #106

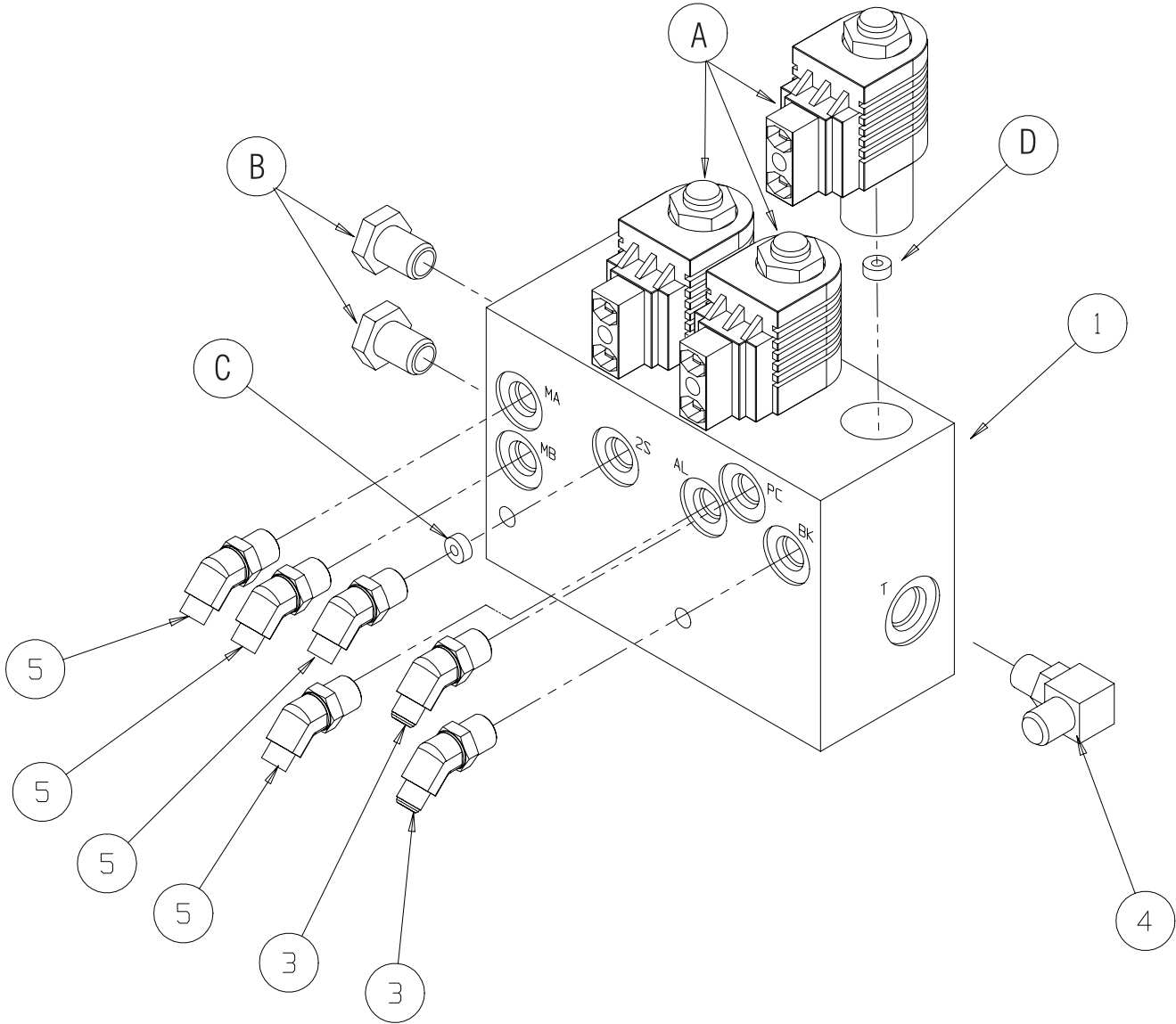
Cage Rotate Valve Block Assembly 104034-001

ITEM	PART NUMBER	DESCRIPTION	QTY
1	104527-000	VALVE BLOCK - DUAL COUNTERBALANCE	1
A	104527-005	COUNTER BALANCE VALVE	1
B	067489-012	SHUTTLE VALVE	1
2	011934-003	FITTING, ELBOW 6MB-4MJ 90°	2
3	011941-004	FITTING, STRAIGHT 6MB-4MJ	2



Valve Block Assembly - Brake, Axle Lock, 2-Speed
104036-001

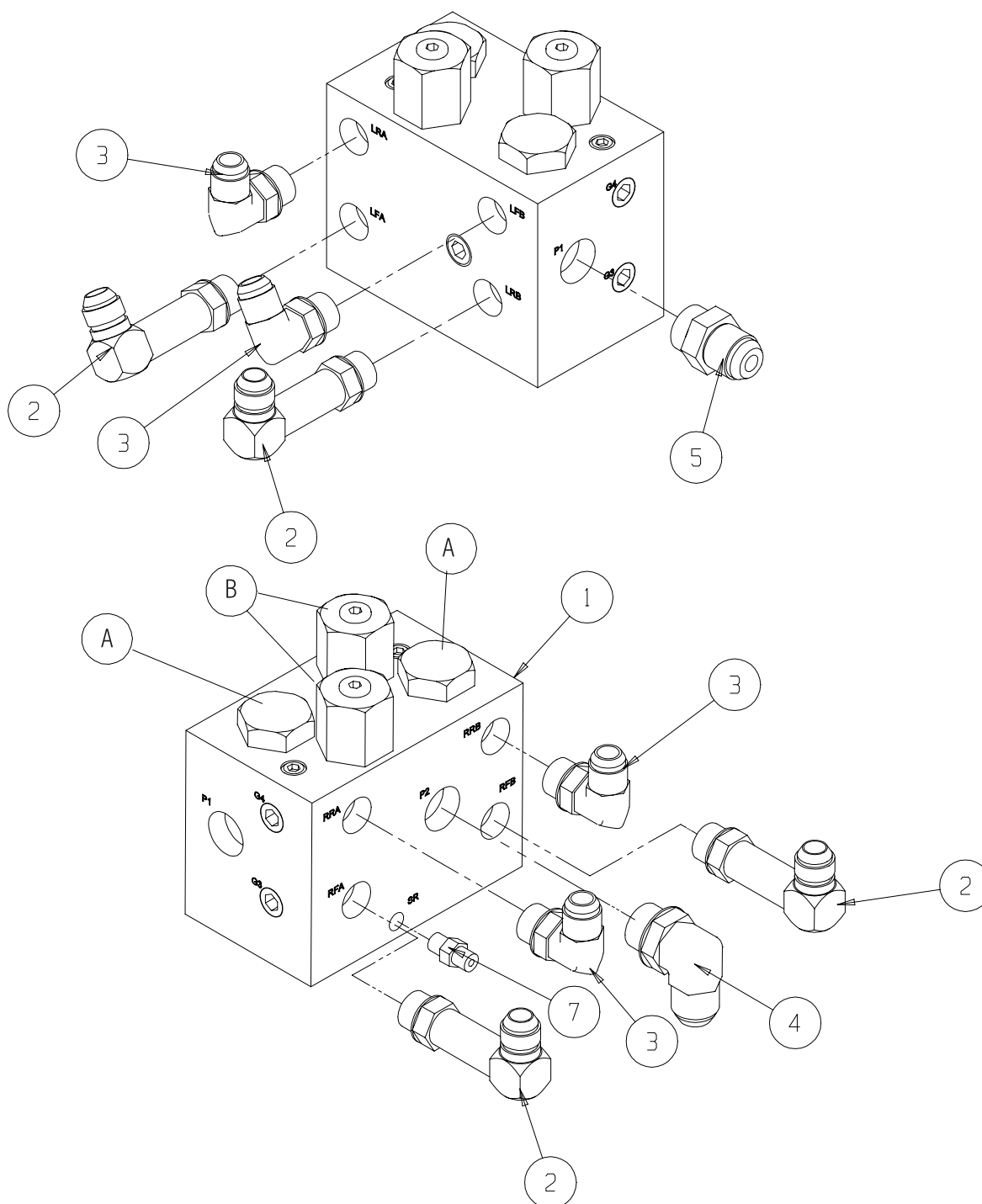
ITEM	PART NUMBER	DESCRIPTION	QTY
1	100770-001	VALVE BLOCK, BRAKE, AXLE LOCK, 2-SPEED	1
A	100770-006	SOLENOID VALVE UNIT	3
*	104525-006	COIL	3
B	100770-005	CHECK VALVE	2
C	100770-008	ORIFICE	1
D	100770-007	ORIFICE	1
3	011935-001	FITTING, ELBOW 45° 4MB-4MJ	2
4	011934-003	FITTING, ELBOW 90° 6MB-4MJ	1
5	100432-002	FITTING, ELBOW 45° 4MFOR-4MB	4



Drive Block Assembly

104529-000

ITEM	PART NUMBER	DESCRIPTION	QTY
1	104529-001	DRIVE BLOCK	1
A	104525-006	DIRECTIONAL VALVE	2
B	104529-005	FLOW DIVIDER/COMBINER	2
2	015736-005	FITTING-ELBOW 90° 10MB-10MJ LONG	4
3	011934-011	FITTING-ELBOW 90° 10MB-10MJ	4
4	011934-015	FITTING-ELBOW 90° 12MB-12MJ	1
5	011941-020	FITTING-STRAIGHT 12MB-12MJ	1
7	100432-002	FITTING-STRAIGHT 4MB-4MFFOR	1

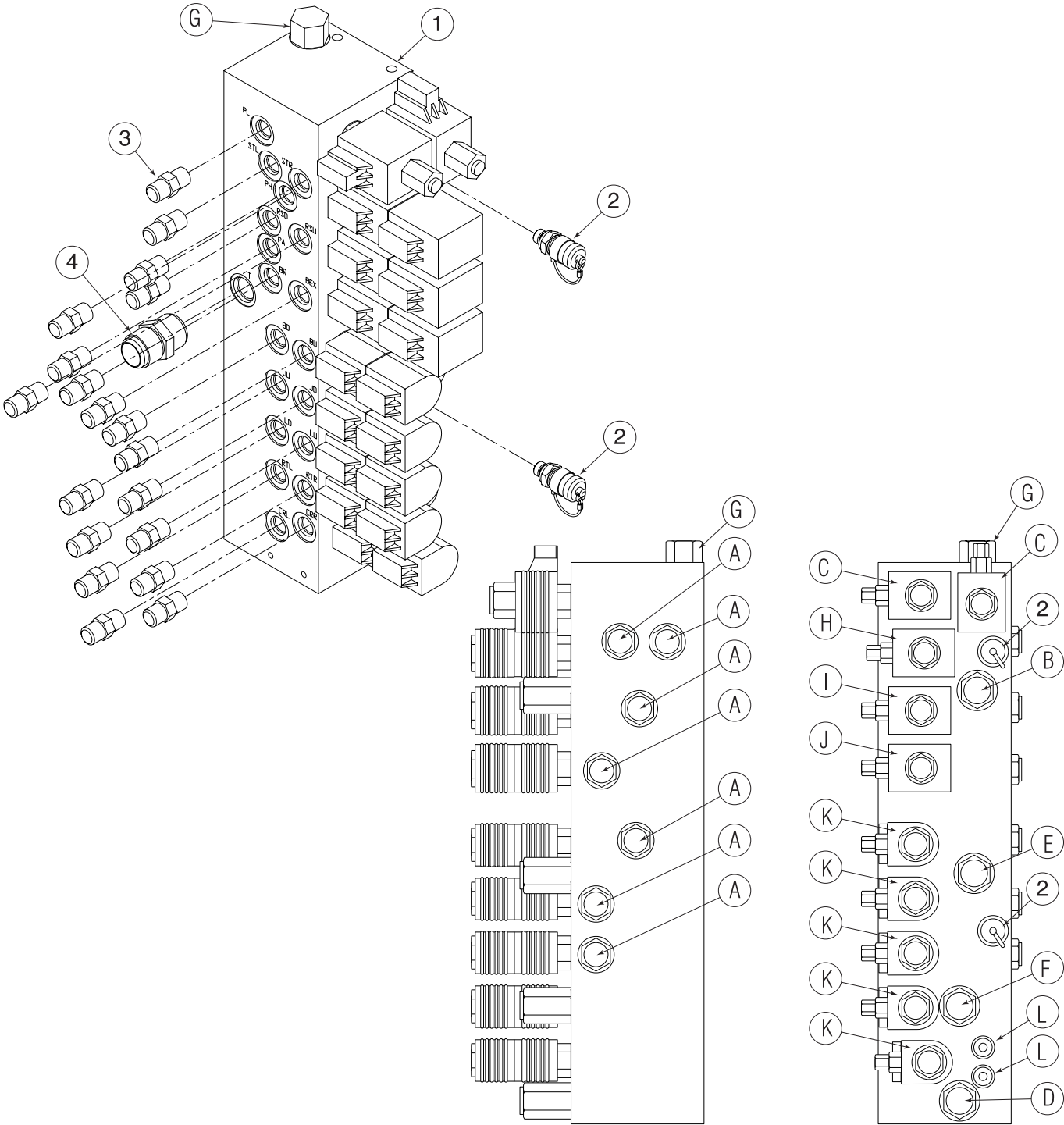


UNLESS OTHERWISE NOTED
 TORQUE FASTENERS TO UPRIGHT SPEC. #105
 TORQUE FITTINGS TO UPRIGHT SPEC. #106

Manifold, Main
104525-000

ITEM	PART NUMBER	DESCRIPTION	QTY
1	104525-001	VALVE BLOCK ASSEMBLY, MAIN	1
2	063965-001	PLUG, GAGE PORT	2
3	011941-005	FITTING, STRAIGHT 6MB-6MJ	19
4	011939-021	FITTING, STRAIGHT 12MP-12MJ	1
A	064841-000	CHECK VALVE	7
B	104525-010	RELIEF VALVE	1
C	104525-007	PROPORTIONAL VALVE UNIT	2
*	104525-006	COIL	2
D	104525-012	FLOW CONTROL VALVE	1
E	104525-009	RELIEF VALVE	1

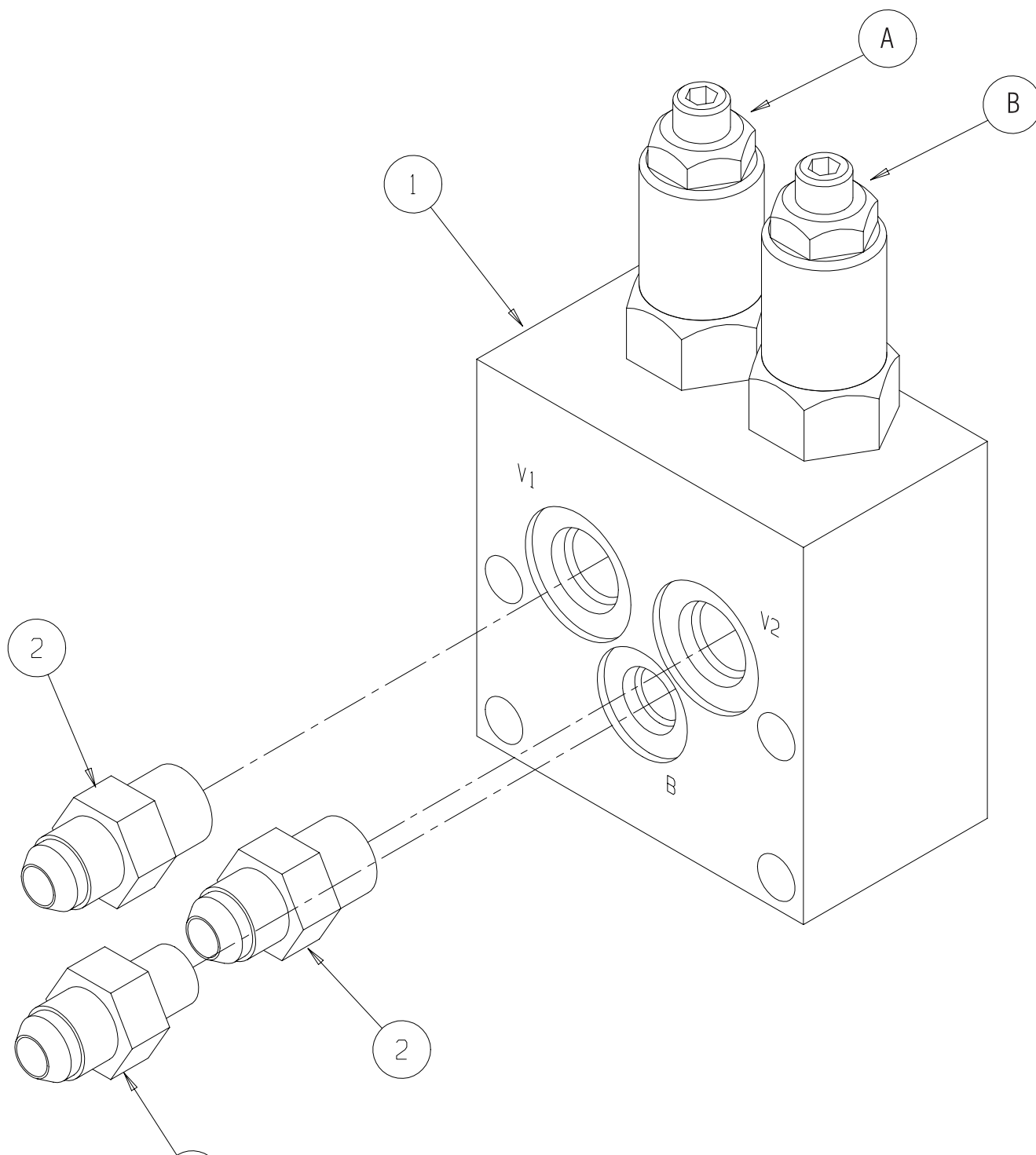
ITEM	PART NUMBER	DESCRIPTION	QTY
F	104525-011	RELIEF VALVE	1
G	104525-017	SEQUENCE VALVE	1
H	104525-014	SOLENOID VALVE UNIT	1
*	104525-005	COIL	1
I	104525-015	SOLENOID VALVE UNIT	1
*	104525-005	COIL	1
J	104525-013	SOLENOID VALVE UNIT	1
*	104525-005	COIL	1
K	104525-016	SOLENOID	1
L	104525-008	CHECK VALVE	2



Swing Drive Valve Block Assembly

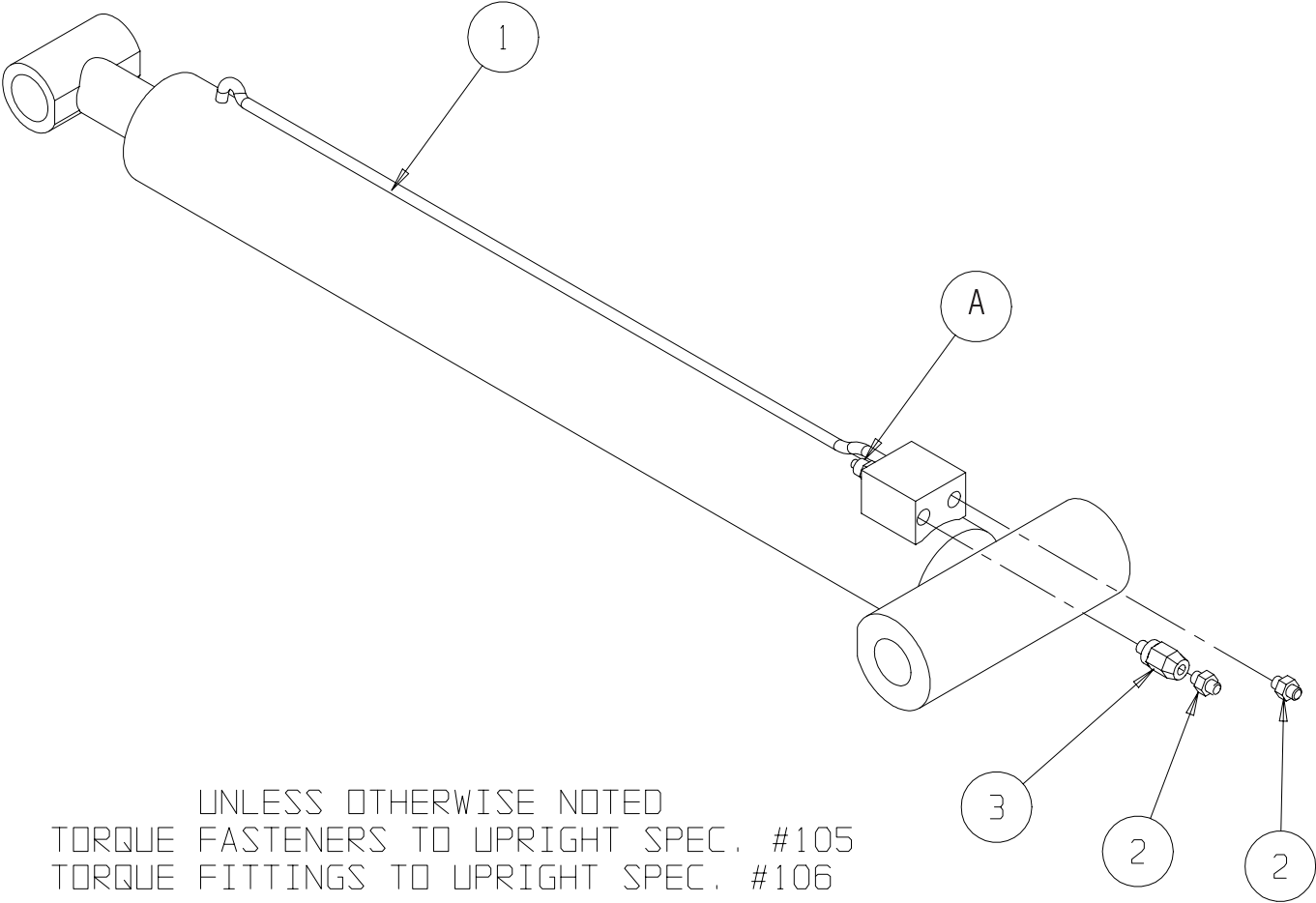
104528-000

ITEM	PART NUMBER	DESCRIPTION	QTY
1	104528-001	SWING DRIVE VALVE BLOCK	1
A	104528-001	COUNTER BALANCE VALVE	1
B	067489-012	SHUTTLE VALVE	1
2	011941-004	FITTING, STRAIGHT 6MB-4MJ	2
3	011941-001	FITTING, STRAIGHT 4MB-4MJ	1



Riser Cylinder Assembly
104037-002

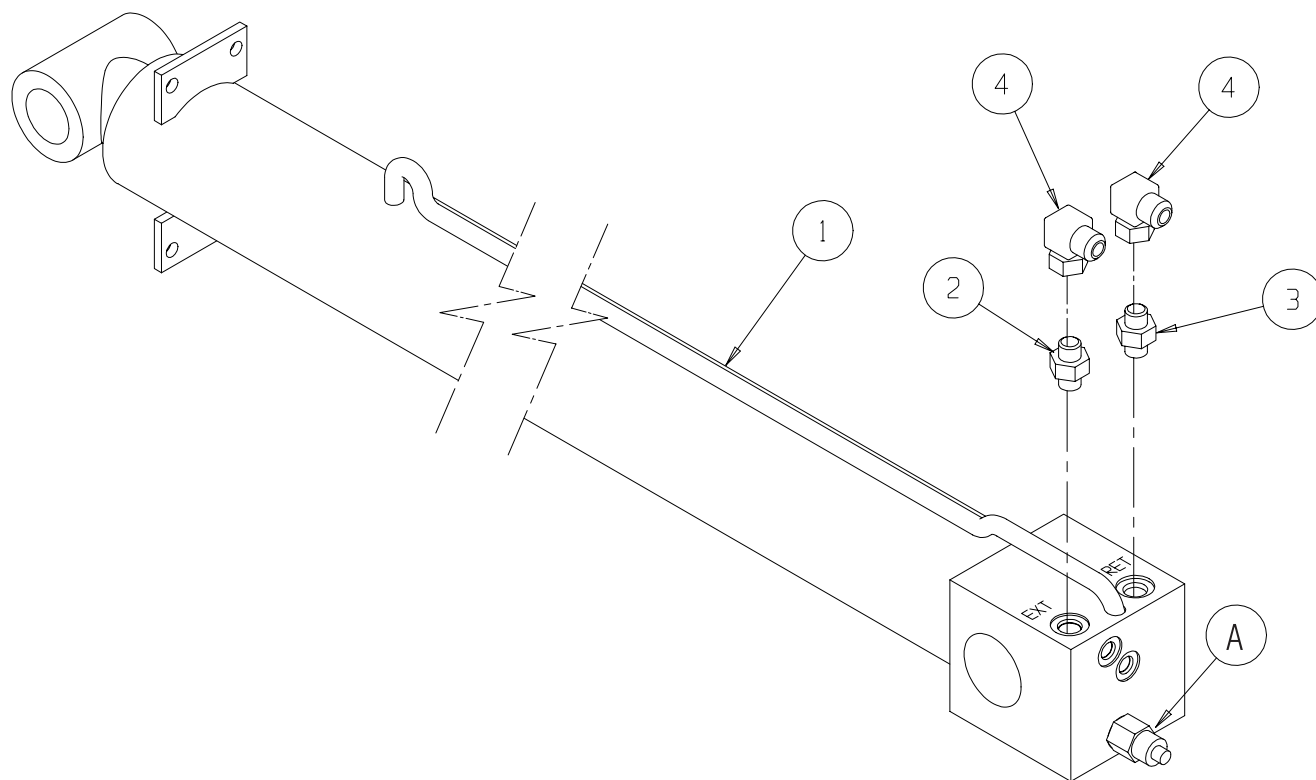
ITEM	PART NUMBER	DESCRIPTION	QTY
1	104260-001	RISER CYLINDER	1
*	104260-011	SEAL KIT, RISER CYLINDER	
A	100555-015	COUNTER BALANCE VALVE	1
2	011941-005	FITTING, STRAIGHT 6MB-6MJ	2
3	102477-009	ORFICE ASSEMBLY	1



Extend Cylinder

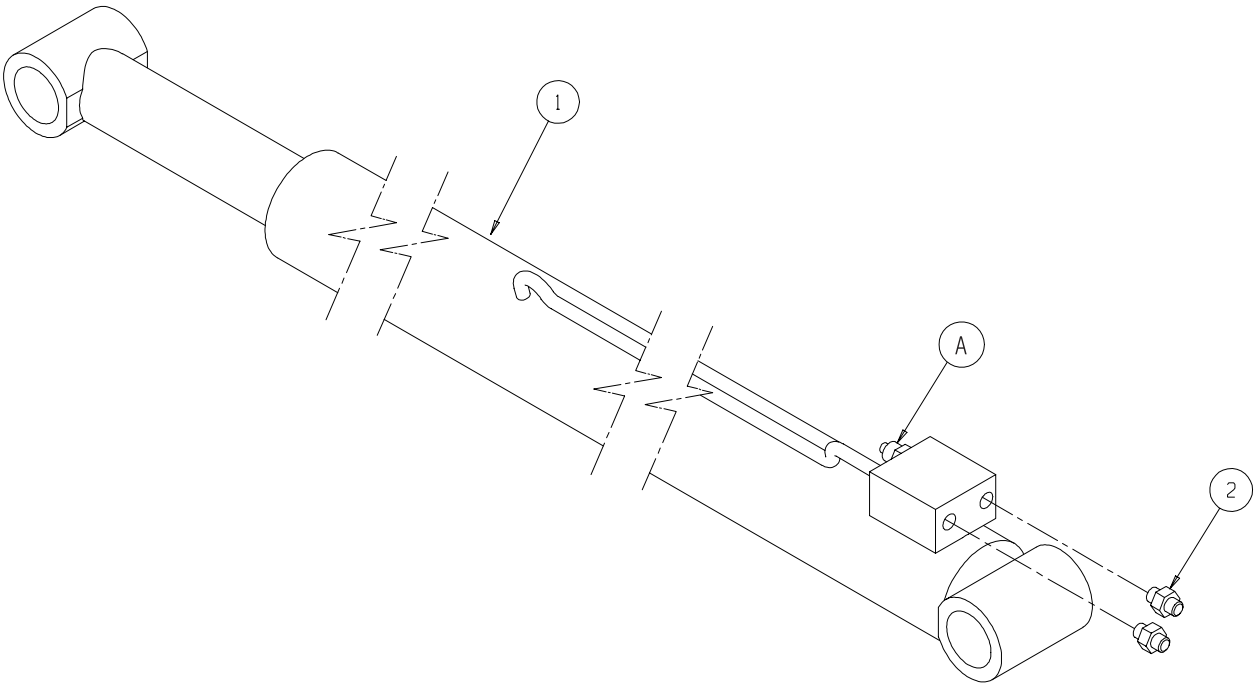
104038-001

ITEM	PART NUMBER	DESCRIPTION	QTY
1	104255-001	EXTEND CYLINDER	1
*	104255-011	SEAL KIT, EXTEND CYLINDER	
A	104255-012	COUNTER BALANCE VALVE	1
2	011941-005	FITTING, STRAIGHT MB6-MJ6	1
3	011941-009	FITTING, STRAIGHT MB8-MJ6	1
4	011937-003	FITTING, ELBOW SWIVEL 6FJ-6MJ	1



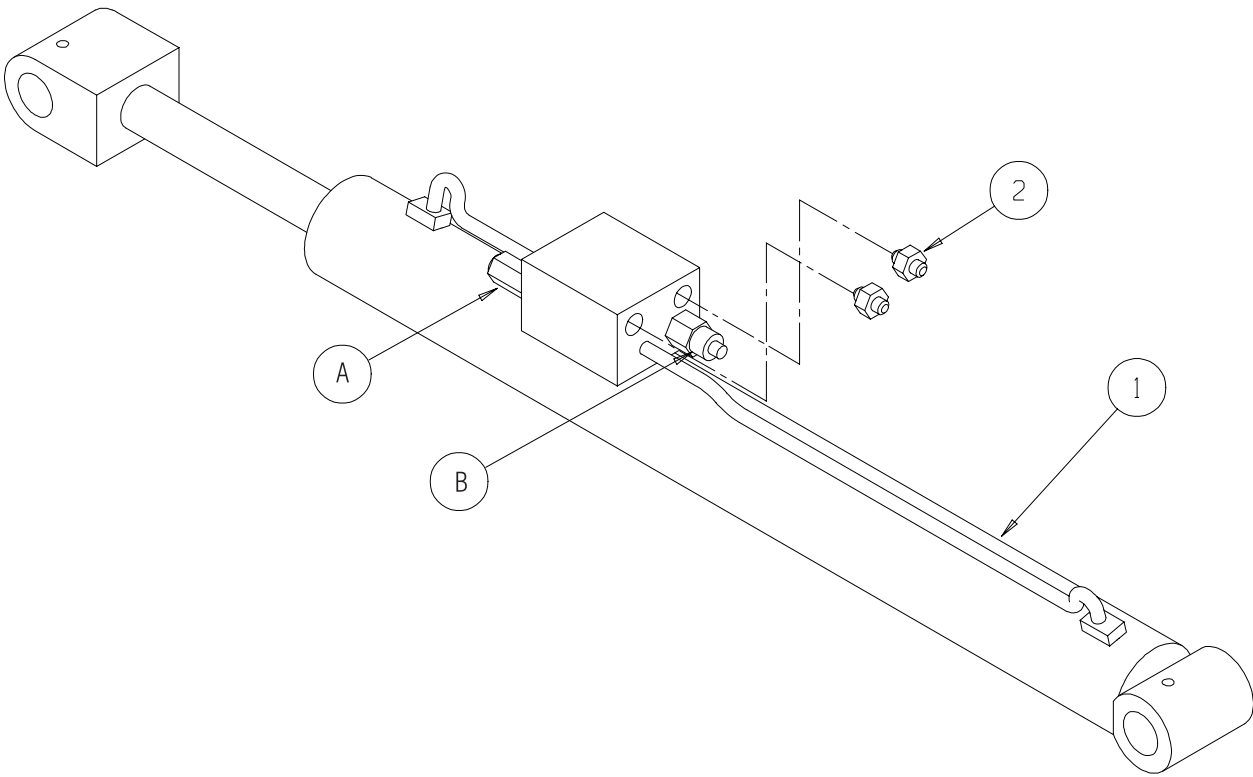
Boom Cylinder
104039-001

ITEM	PART NUMBER	DESCRIPTION	QTY
1	104256-001	BOOM CYLINDER	1
*	104256-011	SEAL KIT, BOOM CYLINDER	
A	100555-015	COUNTER BALANCE VALVE	1
2	011941-005	FITTING, STRAIGHT MB6-MJ6	2
3	100555-015	COUNTERBALANCE VALVE	1



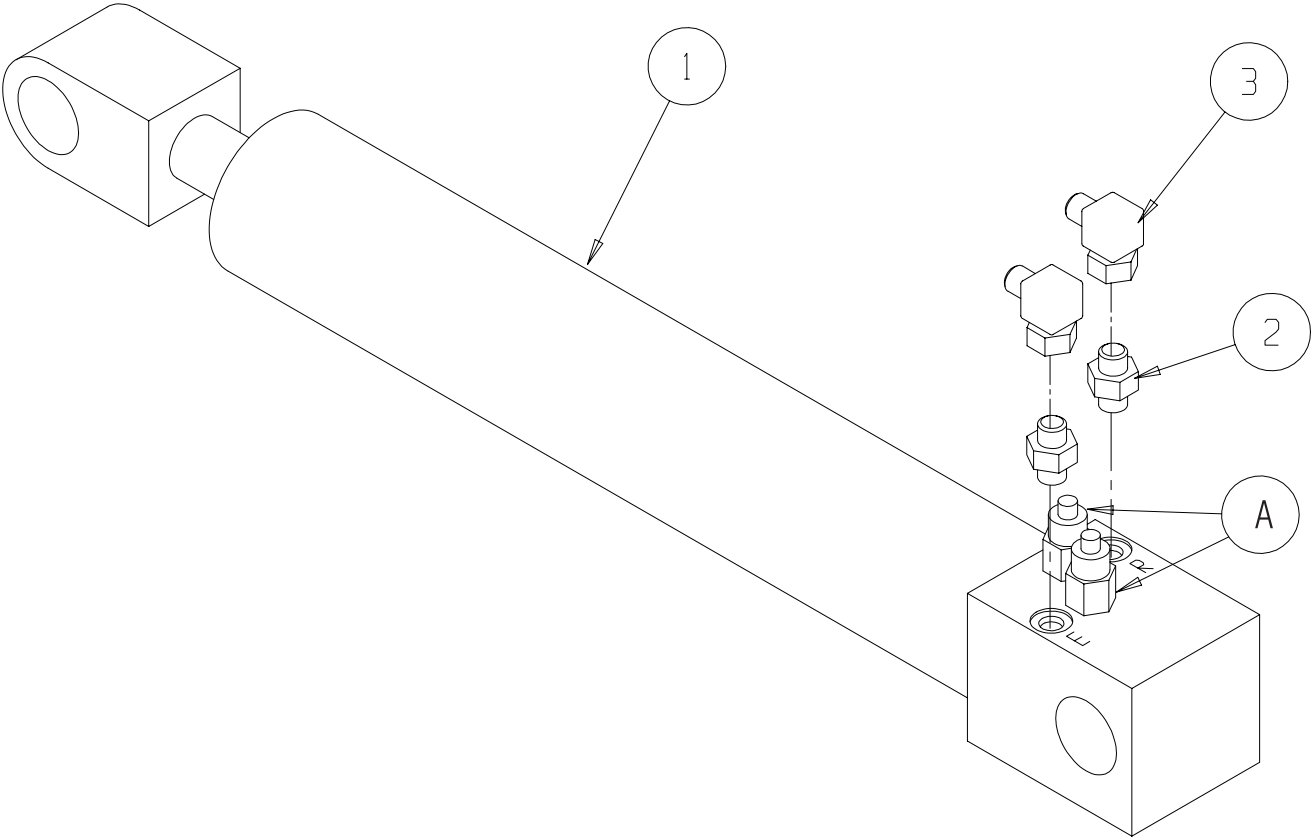
Jib Cylinder
104040-001

ITEM	PART NUMBER	DESCRIPTION	QTY
1	104257-001	JIB CYLINDER	1
*	104257-011	SEAL KIT, JIB CYLINDER	
A	104257-014	RELIEF VALVE	1
B	100555-015	COUNTER BALANCE VALVE	1
2	011941-002	FITTING, STRAIGHT MB4-MJ6	2



Level Cylinder
104041-001

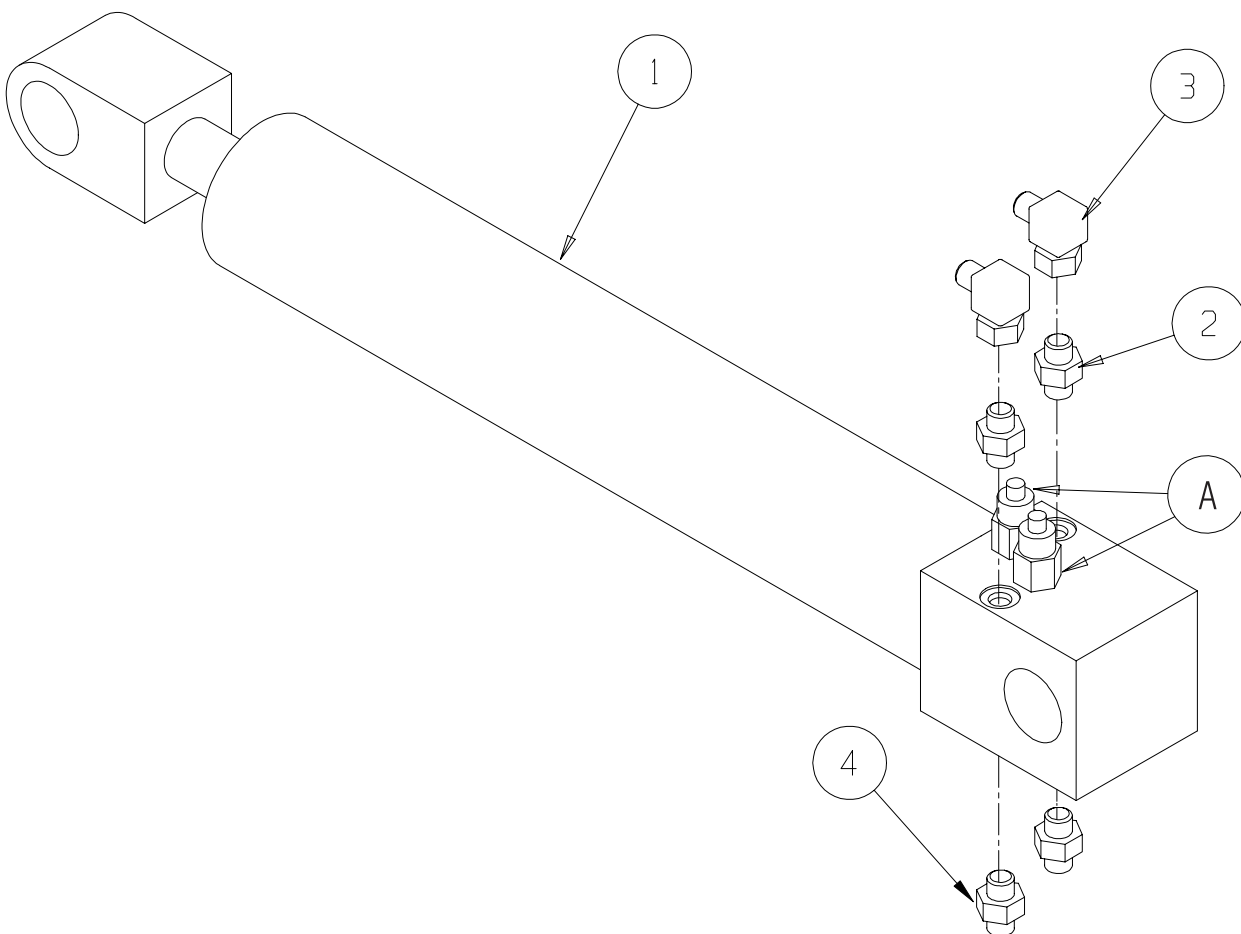
ITEM	PART NUMBER	DESCRIPTION	QTY
1	104258-001	LEVEL CYLINDER	1
*	104258-011	SEAL KIT, LEVEL CYLINDER	
A	100555-015	COUNTER BALANCE VALVE	2
2	100432-002	FITTING, MB4-MFOR4	2
3	100435-001	FITTING, ELBOW FF0R4-MFOR4	2



Master Cylinder Assembly

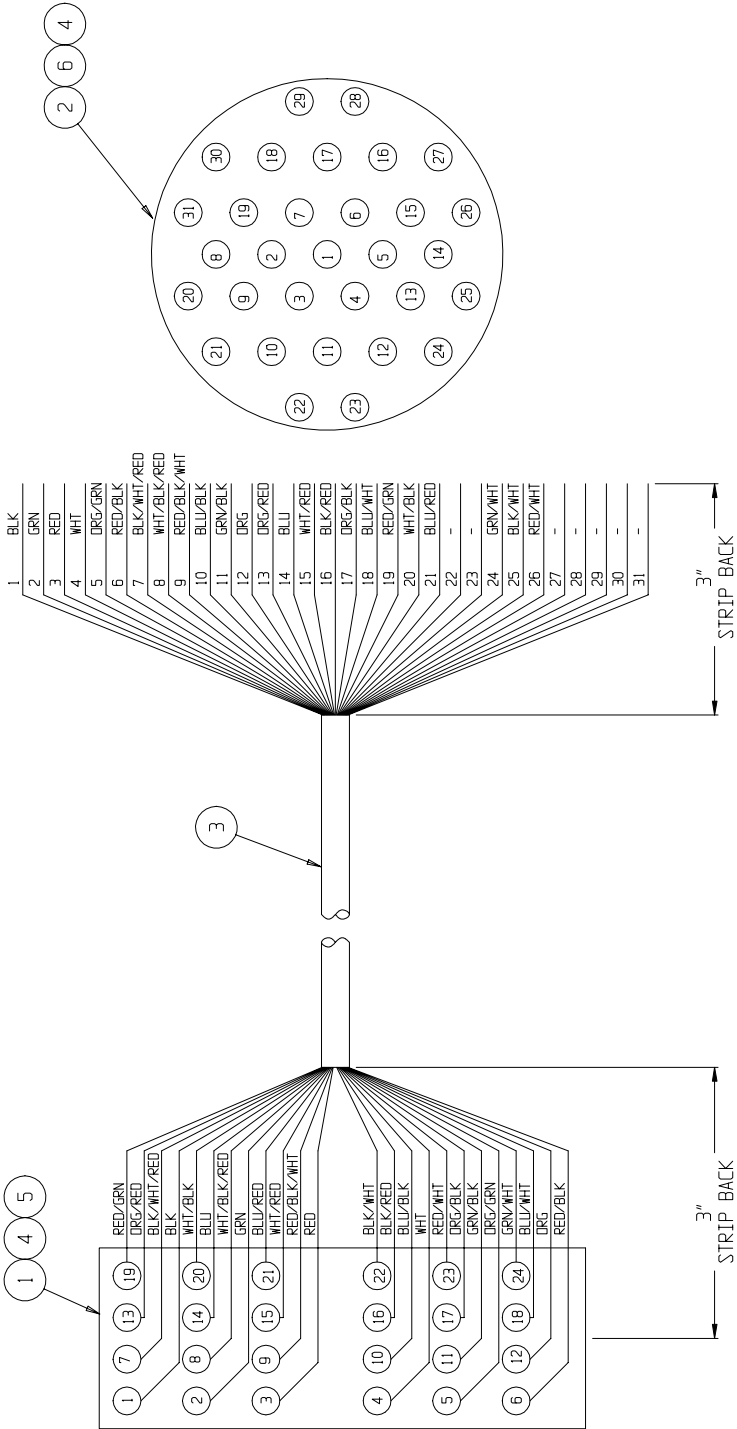
104042-001

ITEM	PART NUMBER	DESCRIPTION	QTY
1	104258-001	LEVEL CYLINDER	1
*	104258-011	SEAL KIT, LEVEL CYLINDER	
A	100555-015	COUNTERBALANCE VALVE	2
2	011941-002	FITTING, STRAIGHT 4MB-6MJ	2
3	011937-003	FITTING, ELBOW 6FJ-6MJ 90°	2
4	100432-002	FITTING, 4MB-4MMORB	2



Control Cable
104032-000

ITEM	PART NUMBER	DESCRIPTION	QTY
1	015790-012	CONNECTOR, PLUG 24 CONTACT	1
2	065926-012	CONNECTOR, PLUG 31 CONTACT	1
3	029433-099	CABLE, 18 GA 24 COND	85 FT
4	015790-003	SOCKET CONTACT 16-18	48
5	015790-013	BOOT, PLUG	1
6	028800-015	PLUG, SEALING	7

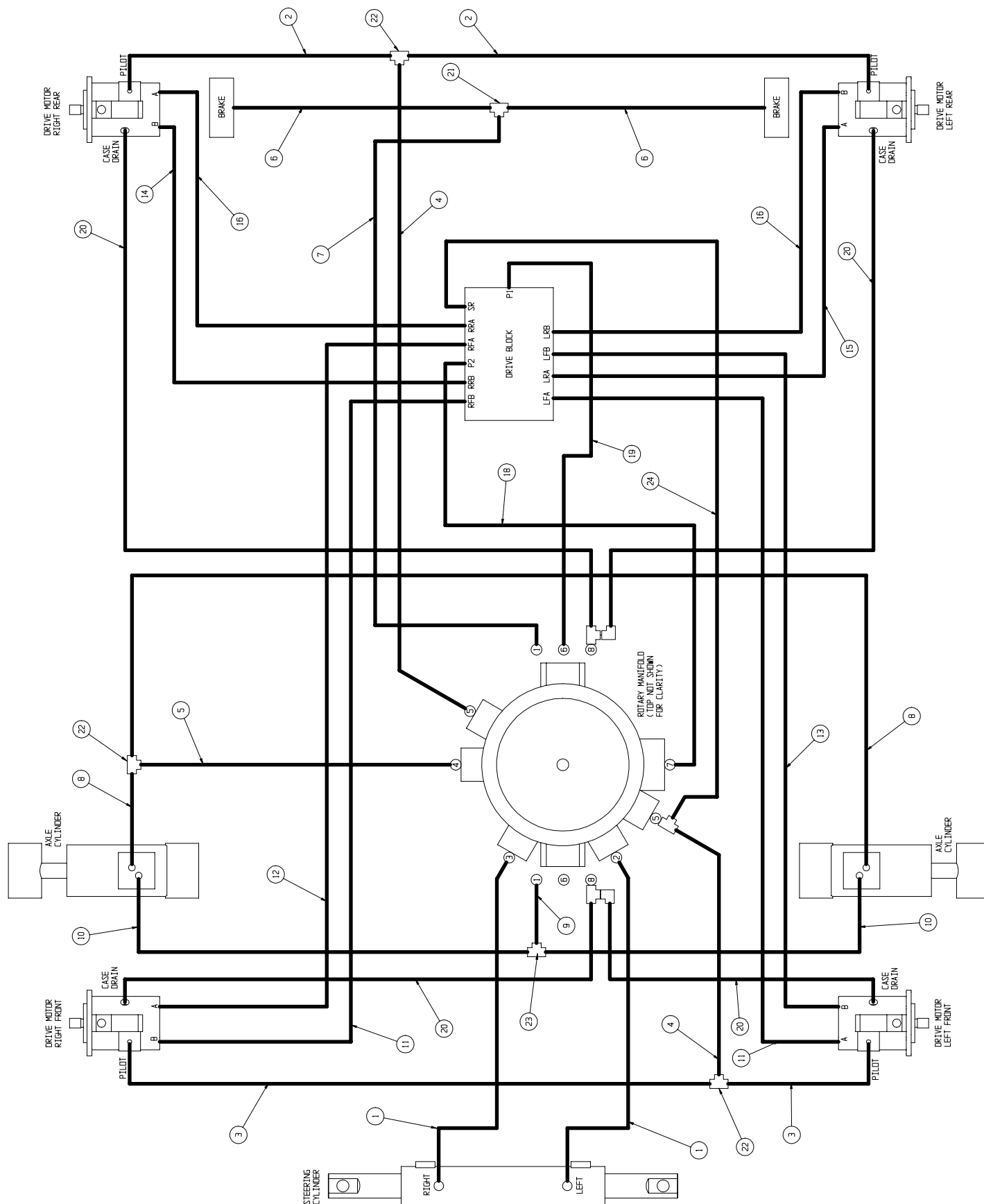


NOTES:

Hose Kit**104046-011 #1 of 3**

ITEM	PART NUMBER	DESCRIPTION	QTY
1	062192-083	1/4 HOSE ASSY X 83 4C7S 6FJX-6FJX	2
2	102403-040	1/4 HOSE ASSY X 40 4M3K 4FFORX-4FFORX	2
3	102403-034	1/4 HOSE ASSY X 34 4M3K 4FFORX-4FFORX	2
4	102403-057	1/4 HOSE ASSY X 57 4M3K 4FFORX-4FFORX	2
5	100424-059	1/4 HOSE ASSY X 59 4M2T 4FFORX-4FFORX	1
6	068737-038	1/4 HOSE ASSY X 38 4C7S 4FJX-4FJX	2
7	068737-073	1/4 HOSE ASSY X 73 4C7S 4FJX-4FJX	1
8	100424-040	1/4 HOSE ASSY X 40 4M2T 4FFORX-4FFORX	2
9	063469-055	3/8 HOSE ASSY X 55 6C7S 6FJX-6FJX	1
10	063469-042	3/8 HOSE ASSY X 42 6C7S 6FJX-6FJX	2
11	068963-084	5/8 HOSE ASSY X 84 10C13 10FJX-10FJX	2
12	068963-082	5/8 HOSE ASSY X 82 10C13 10FJX-10FJX	1

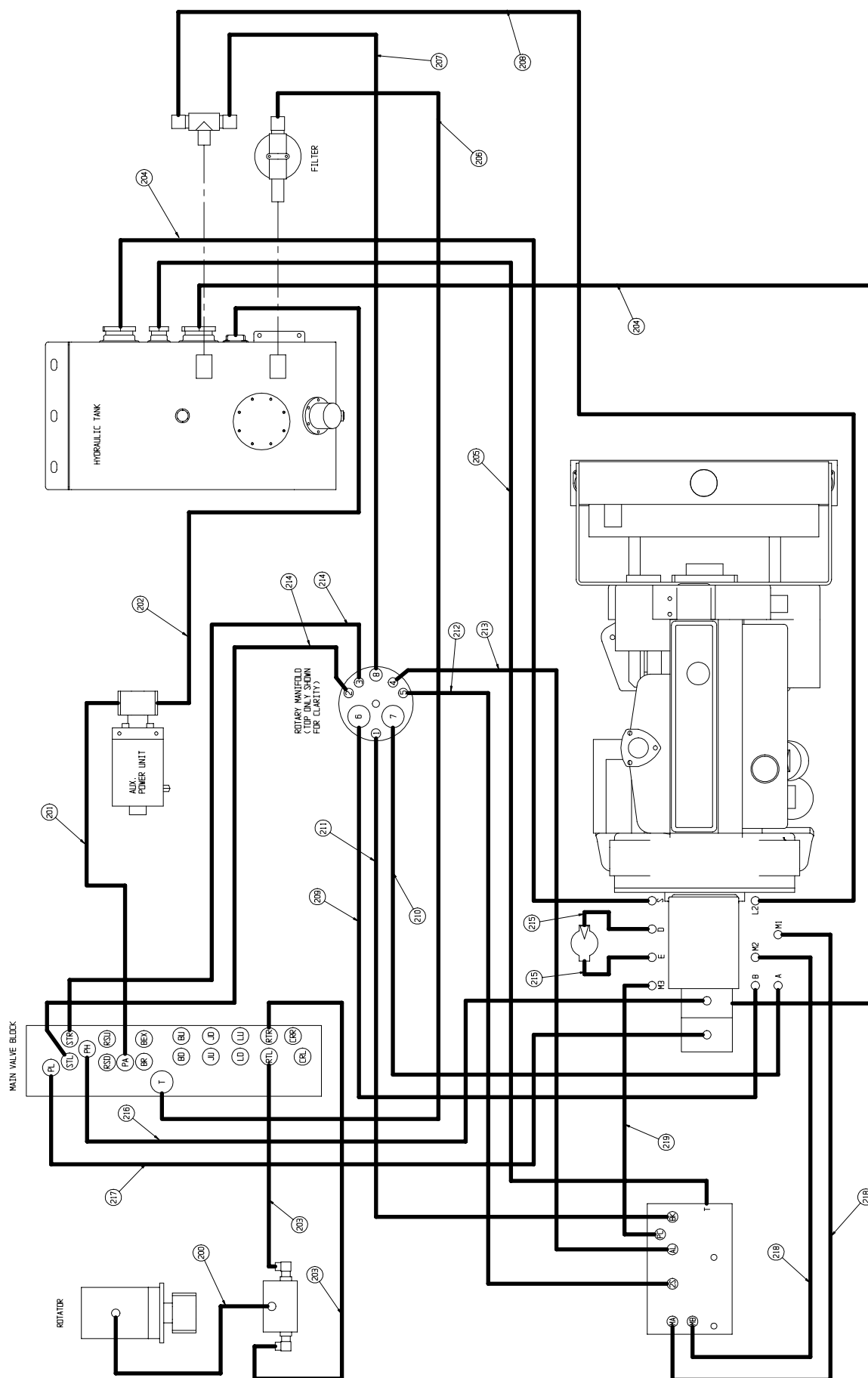
ITEM	PART NUMBER	DESCRIPTION	QTY
13	068963-090	5/8 HOSE ASSY X 90 10C13 10FJX-10FJX	1
14	068963-099	5/8 HOSE ASSY X 99 10C13 10FJX-10FJX	1
15	068963-095	5/8 HOSE ASSY X 95 10C13 10FJX-10FJX	1
16	068963-109	5/8 HOSE ASSY X 109 10C13 10FJX-10FJX	2
18	102421-029	3/4 HOSE ASSY X 29 12C13 12FJX-12FJX90°	1
19	102421-038	3/4 HOSE ASSY X 38 12C13 12FJX-12FJX90°	1
20	063469-092	3/8 HOSE ASSY X 92 6C7S 6FJX-6FJX	4
21	020032-001	FITTING, TEE 4MJ-4MJ-4MJ	REF
22	100436-001	FITTING, TEE 4MFOR-4MFOR-4MFOR	REF
23	020032-003	FITTING, TEE 6MJ-6MJ-6MJ	REF
24	100424-032	1/4 HOSE ASSY X 32 4M2T 4FFORX-4FFORX	1



Hose Kit**104046-011 #2 of 3**

ITEM	PART NUMBER	DESCRIPTION	QTY
200	104510-000	TUBE ASSEMBLY - HYDRAULIC	1
201	063469-032	3/8 HOSE ASSY X 32 6C7S 6FJX-6FJX	1
202	104437-087	1/2 HOSE ASSY X 87 8M3K 6FJX-8FJX	1
203	062192-094	1/4 HOSE ASSY X 94 4C7S 6FJX-6FJX	2
204	068739-098	1 HOSE ASSY X 98 16C4 16FJX-16FJX	2
205	068763-121	1/4 HOSE ASSY X 121 4C7S 4FJX-6FJX	1
206	104458-099	3/4 HOSE ASSY X 99 12C1T 12FJX-12FJX	1
207	064156-151	1/2 HOSE ASSY X 151 8C7S 8FJX-8FJX	1
208	104458-137	3/4 HOSE ASSY X 137 12C1T 12FJX-12FJX90°	1
209	104436-059	3/4 HOSE ASSY X 59 12C13 12FJX90°-12FJX90°	1

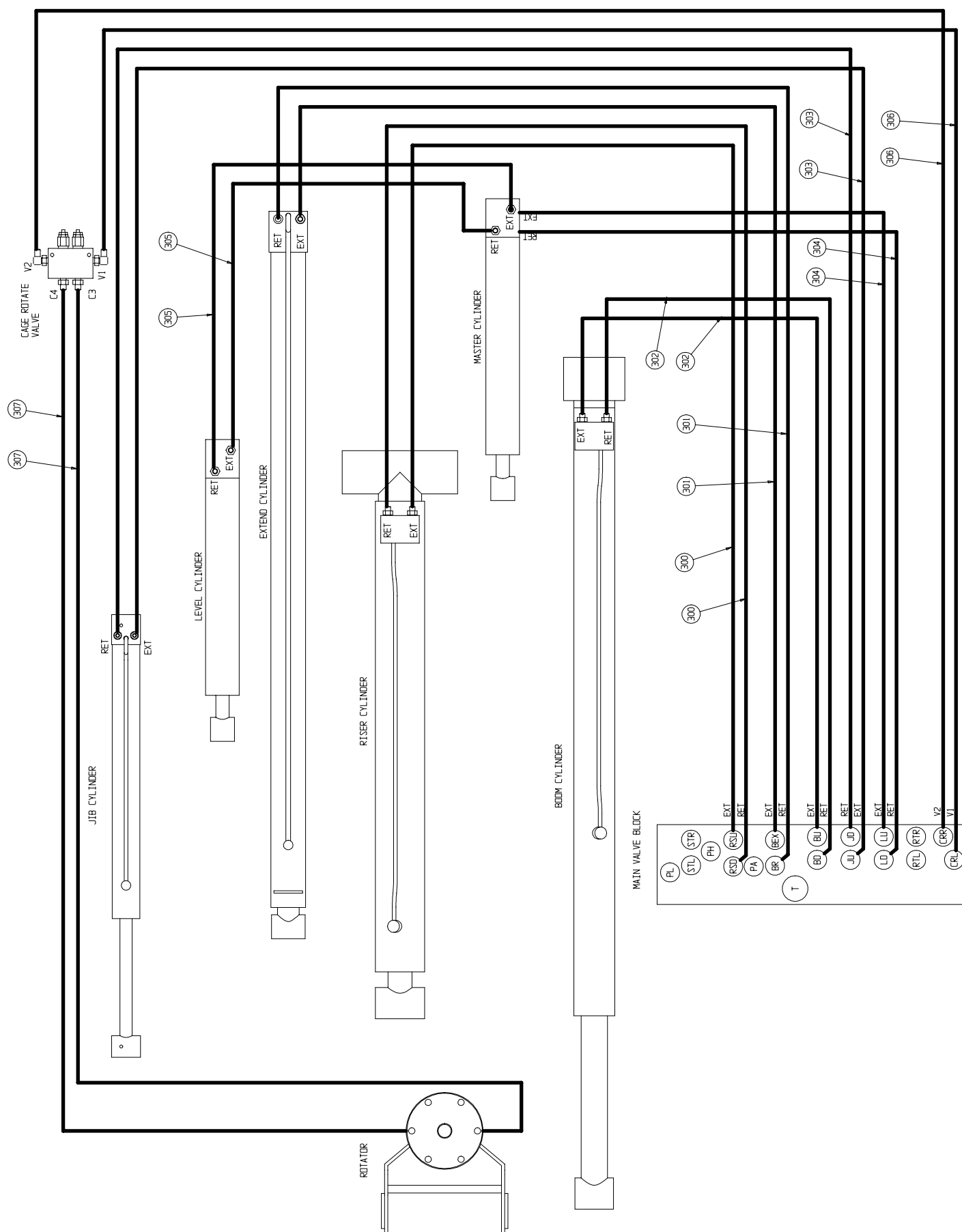
ITEM	PART NUMBER	DESCRIPTION	QTY
210	104436-061	3/4 HOSE ASSY X 61 12C13 12FJX90°-12FJX90°	1
211	068737-056	1/4 HOSE ASSY X 56 4C7S 4FJX-4FJX	1
212	102404-066	1/4 HOSE ASSY X 66 4M2T 4FFORX-4FFORX90°S	1
213	100424-065	1/4 HOSE ASSY X 65 4M2T 4FFORX-4FFORX	1
214	062192-133	1/4 HOSE ASSY X 133 4C7S 6FJX-6FJX	2
215	067682-022	1/2 HOSE ASSY X 22 8FJX-8FJX90	2
216	068965-093	3/8 HOSE ASSY X 93 6M3K 6FJX-6FJX90°	1
217	068965-097	3/8 HOSE ASSY X 97 6M3K 6FJX-6FJX90°	1
218	100424-023	1/4 HOSE ASSY X 23 4M2T 4FFORX-4FFORX	2
219	068763-027	1/4 HOSE ASSY X 27 4C7S 4FJX-6FJX	1



Hose Kit

104046-011 #3 of 3

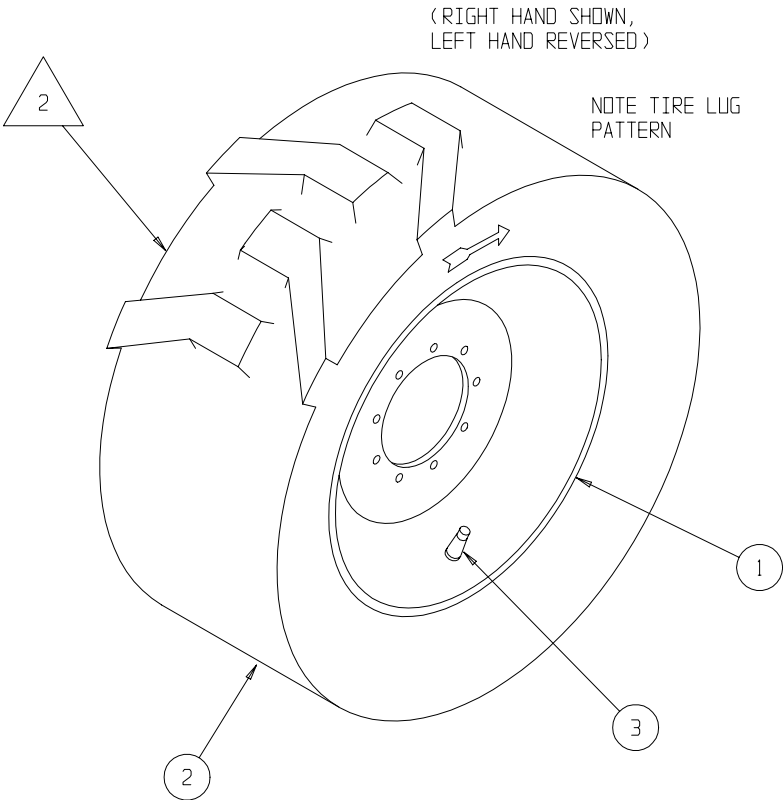
ITEM	PART NUMBER	DESCRIPTION	QTY
300	104440-305	3/8 HOSE ASSY X 305 6M3K 6FJX-6FJX	2
301	068965-475	3/8 HOSE ASSY X 475 6M3K 6FJX-6FJX 90°	2
302	104440-449	3/8 HOSE ASSY X 449 6M3K 6FJX-6FJX	2
303	104508-848	1/4 HOSE ASSY X 848 4C7S 6FJX-6FJX 45°	2
304	062192-427	1/4 HOSE ASSY X 427 4C7S 6FJX-6FJX	2
305	102400-467	1/4 HOSE ASSY X 467 4M3K 4FFORX4FFORX 90°	2
306	068763-827	1/4 HOSE ASSY X 827 4C7S 4FJX-6FJX	2
307	068737-067	1/4 HOSE ASSY X 67 4C7S 4FJX-4FJX	2



Tire/Wheel Assembly

1104555-000

ITEM	PART NUMBER	DESCRIPTION	QTY
1	100091-001	WHEEL, 19.5 X 12 9 HOLE	1
2	100092-000	TIRE, 19.5 X 15 NHS 14 PLY	1
3	012282-001	VALVE STEM	1



- NOTES:
- FILL TIRE & WHEEL ASSY WITH 115-120 FL. OZ. OF TRAC SEAL (OR EQUIV) TIRE SEALANT. INFLATE TO 80 PSI MIN TIRE PRESSURE.
-TRAC SEAL REQ. WT.= 12.5 - 13.5 LBS (REF)

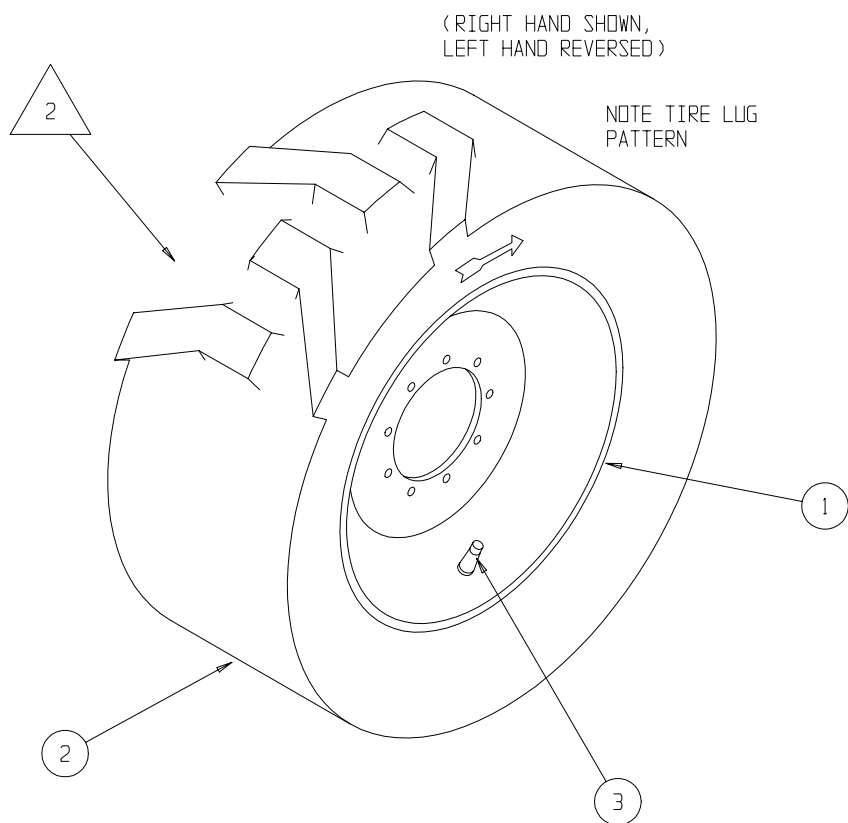
2. BRAND BACKSIDE OF TIRE/WHEEL ASSY AS FOLLOWS:
"UPRIGHT GKT"
SPACE TIRE SEALANT
LAST DIGIT OF YEAR WHEN TIRE WAS FILLED. LETTER CORRESPONDING TO MONTH: (JAN=A ETC)

PART NO.	DESCRIPTION
104555-001	RIGHT HAND (AS SHOWN)
104555-000	LEFT HAND (REVERSE WHEEL)

Tire/Wheel Assembly

104555-002 Polyfilled Option

ITEM	PART NUMBER	DESCRIPTION	QTY
1	100091-001	WHEEL, 19.5 X 12 9 HOLE	1
2	100092-000	TIRE, 19.5 X 15 NHS 14 PLY	1
3	012282-001	VALVE STEM	1



NOTES:

1. FILL TIRE & WHEEL ASSY WITH 335 LBS MIN
345 LBS MAX OF POLYFILL OR EQUIVALENT

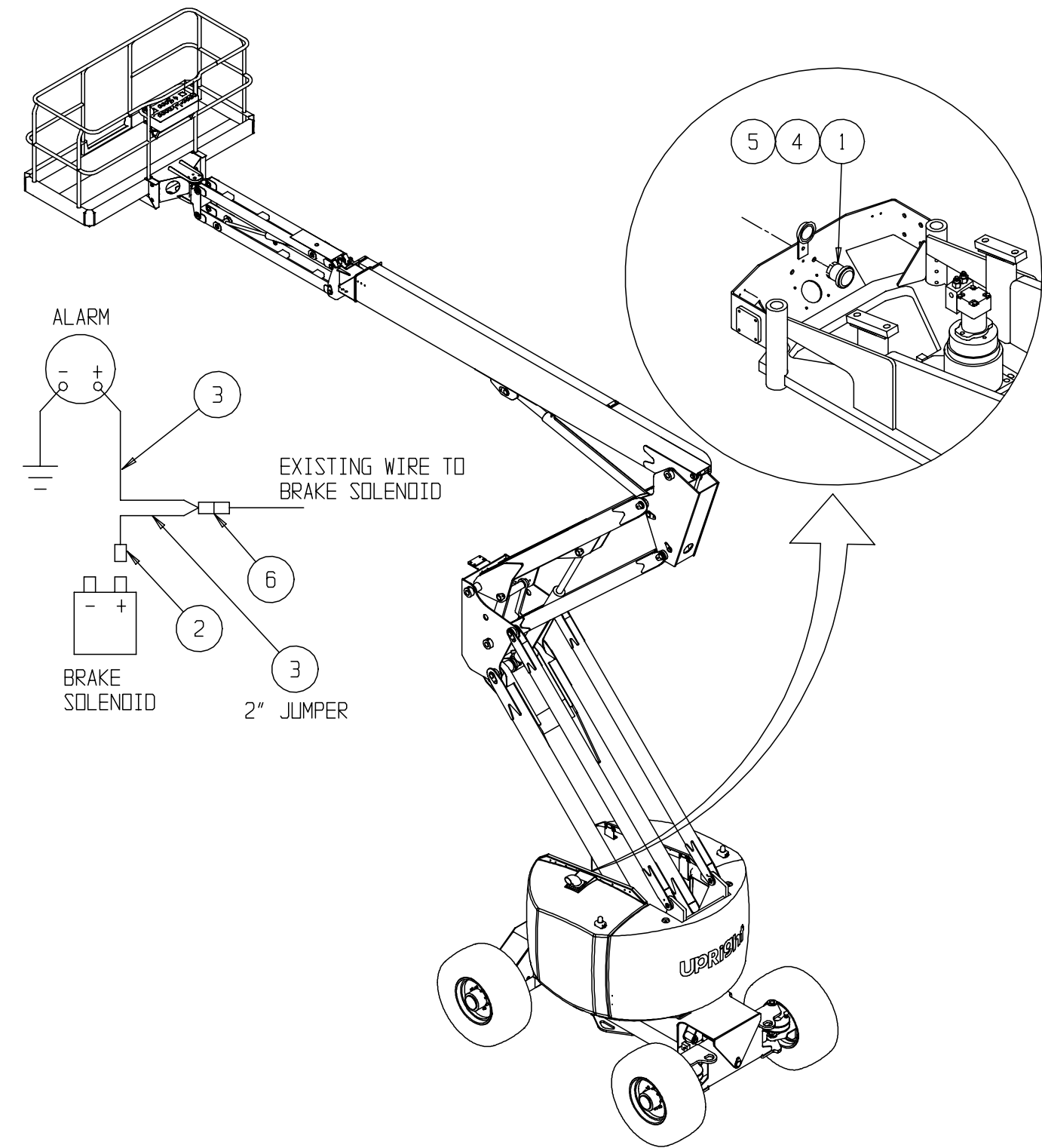
2. BRAND BACKSIDE OF TIRE/WHEEL ASSY
AS FOLLOWS:
"UPRIGHT 6KP"
SPACE POLY-FILLED
LAST DIGIT OF
YEAR WHEN TIRE
WAS FILLED. LETTER CORRESPONDING
TO MONTH: (JAN=A ETC)

PART NO.	DESCRIPTION
104555-003	RIGHT HAND (AS SHOWN)
104555-002	LEFT HAND (REVERSE WHEEL)

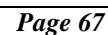
Motion Alarm Option
104485-000

ITEM	PART NO.	PART/MATERIAL DESCRIPTION	QTY.
1	066807-004	ALARM - 112 db	1
2	029616-002	CONN F PUSH 16-14 GA	1
3	029452-099	WIRE 16 GA BLK	FT 6

ITEM	PART NO.	PART/MATERIAL DESCRIPTION	QTY.
4	011252-004	SCREW HHC 1/4-20 UNC X 1/2	1
5	011240-004	WASHER, FLAT 1/4	1
6	029617-002	CONN M PUSH 16-14 GA	1



ITEM	PART NO.	PART/MATERIAL DESCRIPTION	QTY.
1	012848-004	FLASHING STROBE LIGHT	2
2	013283-002	CABLE TY WRAP	8
3	029496-099	WIRE 2 COND 16 GA	FT 16
4	011709-008	SCREW #10-24 X UNC X 1 LG	4

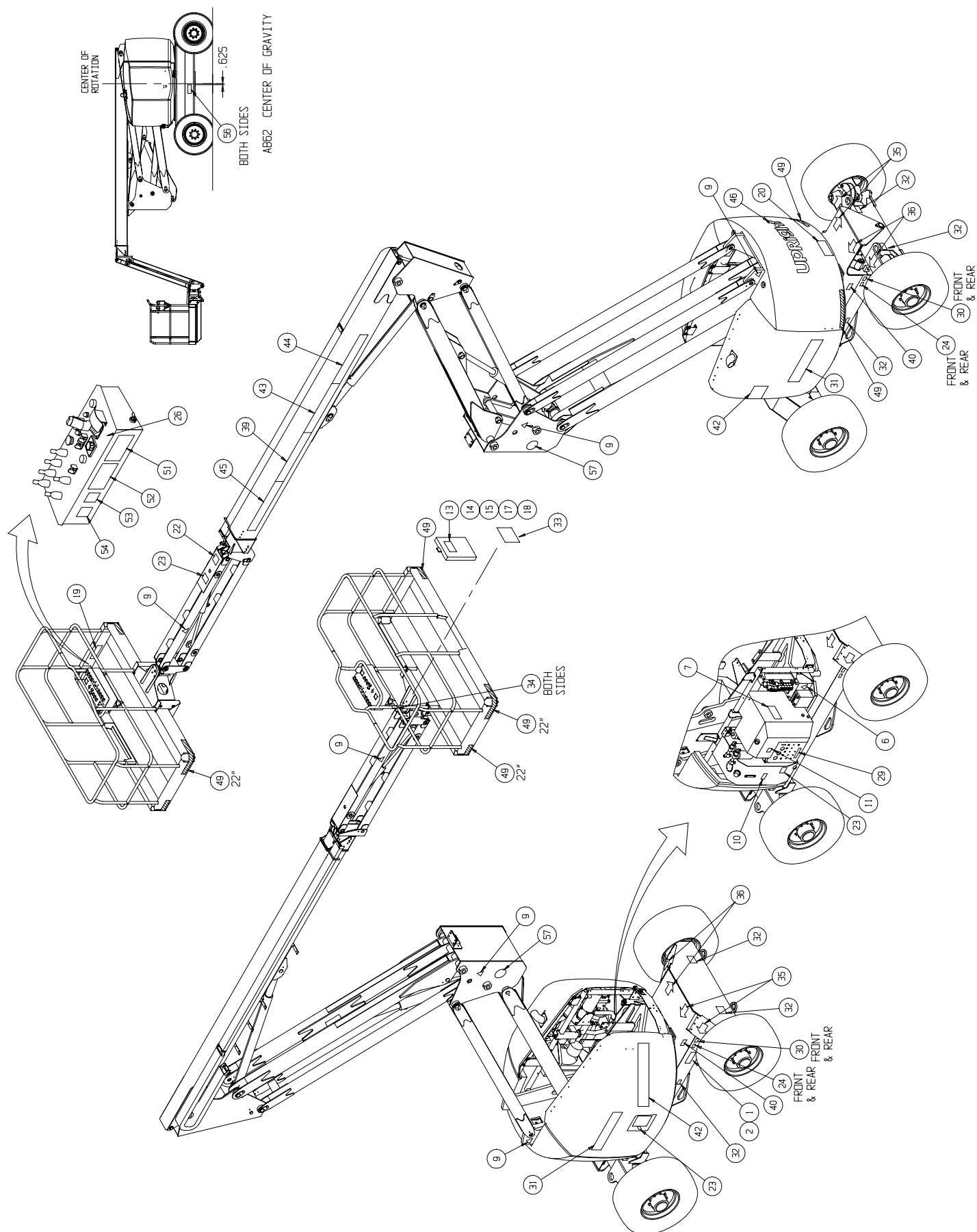


AB62 Label Kit - European

104047-110

ITEM	PART NUMBER	DESCRIPTION	QTY
1	061205-002	NAME PLATE	1
2	065368-000	TACK	4
6	101210-000	LABEL, BATTERY LEVEL	1
7	066555-000	LABEL, CAUTION DO NOT ADJUST	1
9	101208-000	LABEL, PINCH POINT	6
10	101203-001	LABEL, HYDRAULIC FLUID	1
11	027898-001	LABEL, DIESEL FUEL	1
13	010076-001	LABEL, ATTENTION	1
14	010076-000	MANUAL CASE	1
15	104044-021	USER MANUAL	1
17	011248-004	LOCKNUT, 1/4-20 UNC HEX	4
18	011252-008	SCREW, 1/4-20 UNC HEX HD CAP X 1	4
19	062557-012	MAX LOAD 500 LBS / 225 Kg	1
20	104434-000	LABEL, 4WD	1
22	064444-000	LABEL, USA	1
23	066554-000	LABEL, BEFORE OPERATING	3
24	068979-000	CHOCK WHEELS	4
25	104332-000	LABEL, UPPER CONTROLS	1
26	104347-001	LABEL, UPPER CONTROLS	1
27	100340-002	LABEL, UPPER CONTROLS - EMERGENCY STOP	1
28	104331-000	LABEL, UPPER CONTROLS	1
29	104330-000	LABEL, LOWER CONTROLS	1

ITEM	PART NUMBER	DESCRIPTION	QTY
30	066562-005	LABEL, TIRE PRESSURE	4
31	104429-000	LABEL, AB62 RT	2
32	068632-000	LABEL, HOLD DOWN	6
33	068633-001	LABEL, READ & UNDERSTAND-EURO	1
34	068635-000	LABEL, HARNESS POINT	2
35	068637-000	LABEL, ARROW YELLOW	4
36	068637-001	LABEL, ARROW ORANGE	4
39	104430-000	LABEL, AB62	1
40	062814-000	LABEL, INSERT PIN	2
42	061683-018	LABEL, UPRIGHT	2
43	104433-000	LABEL, BOOM	1
44	104432-000	LABEL, LIFT	1
45	061683-019	LABEL, UPRIGHT	1
46	061683-011	LABEL, UPRIGHT	1
49	100339-099	TAPE, SAFETY YELLOW & BLACK	.10
51	100104-000	LABEL, OPERATING INSTRUCTIONS	1
52	100100-000	LABEL, EMERGENCY DOWN	1
53	100102-000	LABEL, NON-INSULATED	1
54	100103-000	LABEL, TILT ALARM	1
55	030768-002	LABEL, GS	1
56	100105-000	CG LOGO	2
57	100101-000	LABEL, ENTRY	2

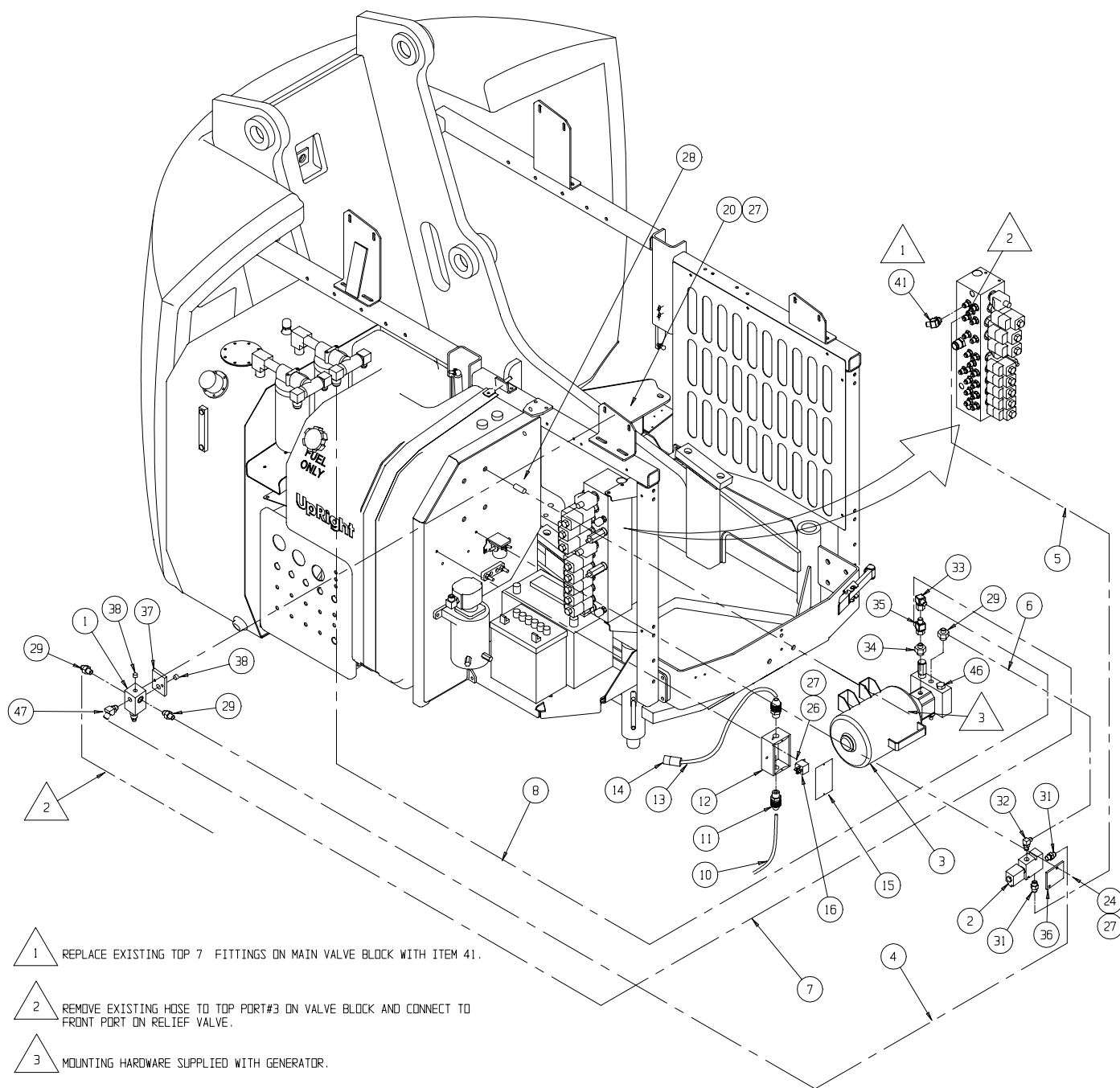


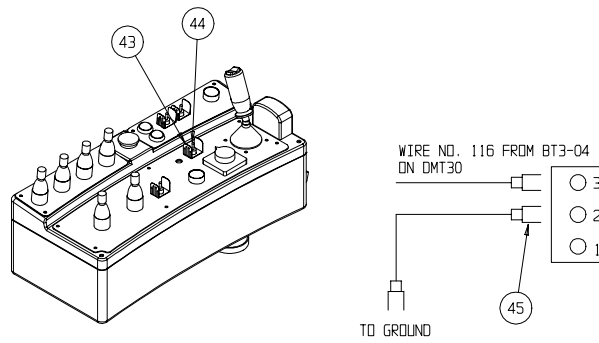
Generator Option, Diesel

104487-000

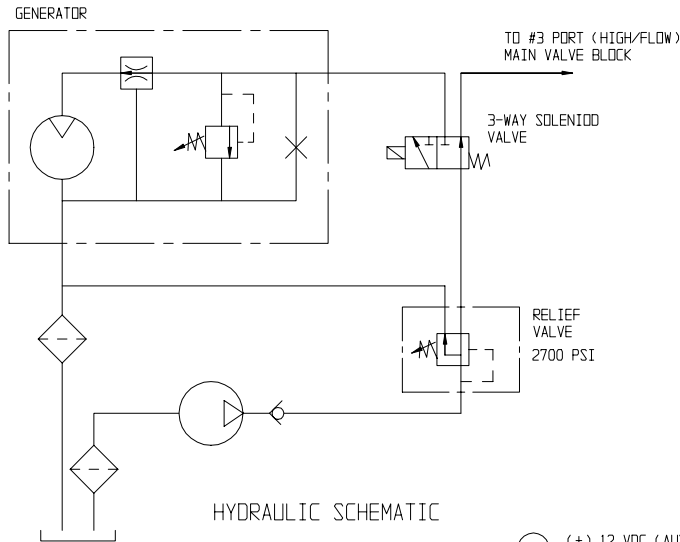
ITEM	PART NO.	PART/MATERIAL DESCRIPTION	QTY.
1	104394-000	VALVE, RELIEF	1
2	104395-000	VALVE, DIRECTIONAL, 3-WAY	1
3	102458-001	GENERATOR	1
4	068965-025	3/8 HOSE ASSEMBLY X 25" 6M3K 6FJX-6FJX 90°	1
5	104440-026	3/8 HOSE ASSEMBLY X 26" 6M3K 6FJX-6FJX	1
6	068965-024	3/8 HOSE ASSEMBLY X 24" 6M3K 6FJX-6FJX 90°	1
7	104475-023	1/2 HOSE ASSEMBLY X 23" 8M3K 8FJX-8FJX 90°	1
8	104475-098	1/2 HOSE ASSEMBLY X 98" 8M3K 8FJX-8FJX 90°	1
10	012865-099	WIRE LOOM 3/4"	FT. 1.5
11	029925-000	CONNECTOR, CABLE 1/2"	2
12	102461-000	CONNECTION BOX	1
13	100320-099	CONT. CABLE 3-12GA	FT. 10
14	026614-000	FEMALE PLUG	1
15	102460-001	BOX COVER	1
16	068132-001	RELAY	1
17	029931-005	CONN. FEM PUSH INSUL .25 10-12 GA	1
18	029931-003	CONN. FEM PUSH INSUL .25 14-16 GA	3
19	029454-099	WIRE 16 GA. RED	FT. 4
20	011252-024	SCREW, HHC 1/4-20 UNC x 3	2
21	029601-020	CONN. RING 1/4 DIA. (10-12 GA.)	2
22	029452-099	WIRE 16 GA. BLACK	FT. .25
23	029601-015	CONN. RING 3/8 DIA. (14-16 GA.)	1
24	011252-016	SCREW, HHC 1/4-20 UNC x 2	2

ITEM	PART NO.	PART/MATERIAL DESCRIPTION	QTY.
25	029620-003	CONN. BUTT 10-12 GA.	2
26	011252-006	SCREW, HHC 1/4-20 UNC x 3/4"	2
27	011238-004	WASHER, 1/4" SPLIT LOCK	6
28	014252-006	INSERT, 3/8-16 UNC	4
29	011941-009	FITTING, STRAIGHT 8MB-6MJ	3
31	011941-005	FITTING, STRAIGHT 6MB-6MJ	2
32	011934-004	FITTING, ELBOW, 90° 6MB-6MJ	1
33	011937-004	FITTING, ELBOW 90° SWIVEL 8FJ-8MJ	1
34	011941-010	FITTING, STRAIGHT 8MB-8MJ	1
35	020733-003	FITTING, TEE SWIVEL 8FJ-8MJ	1
36	104477-000	RETAINER, VALVE	1
37	104476-000	SPACER, RELIEF VALVE	1
38	011920-002	PLUG, 1/4 NPT SOC HEAD	2
39	029704-020	FUSE, 20 AMP AGC	1
40	015952-000	FUSE HOLDER, INLINE	1
41	011935-003	FITTING, ELBOW 45° 6MB-6MJ	7
42	029825-002	DIODE, 5 AMP	1
43	104399-000	GUARD, SWITCH	1
44	012797-000	SWITCH, TOGGLE SPDT MAINTAINED	1
45	029610-007	CONN. FORK 22-16 #8	3
46	063955-001	PLUG, VALVE CAVITY	1
47	019935-004	FITTING, ELBOW 45° 8MB-8MJ	1

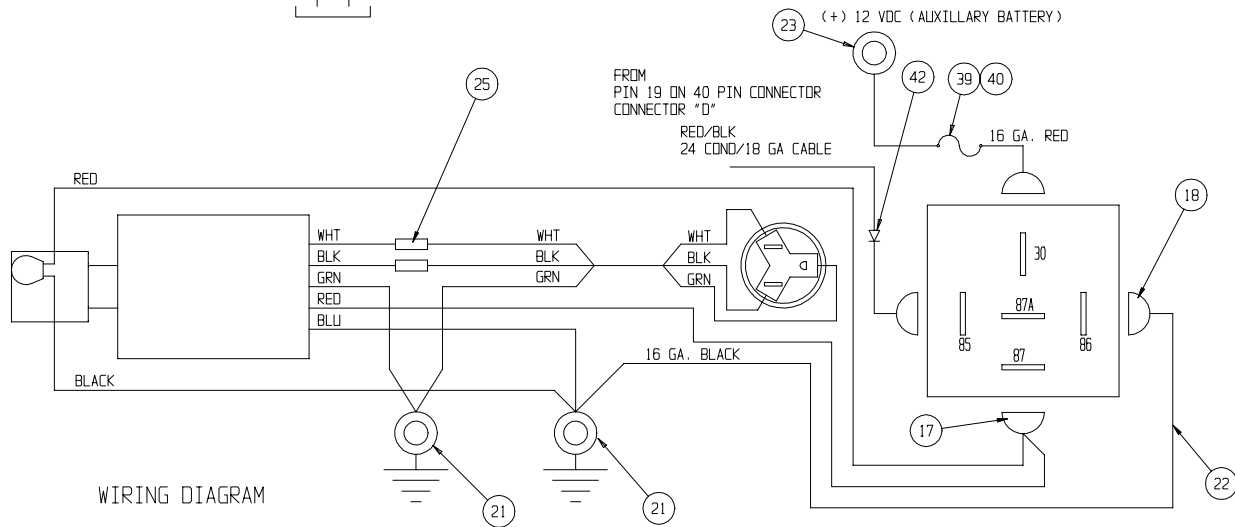




UPPER CONTROLLER DETAIL



HYDRAULIC SCHEMATIC



WIRING DIAGRAM

UpRight

Call Toll Free in U.S.A.
1-800-926-LIFT

UpRight, Inc.

801 South Pine Street
Madera, California 93637

TEL: 559-662-3900

FAX: 559-673-6184

PARTS: 1-888-UR-PARTS

PARTS FAX: 1-800-669-9884

UpRight

Call Toll Free in U.S.A.

1-800-926-LIFT

P/N 104051-021
06-02

UpRight

Unit S1, Park West Industrial Park
Friel Avenue
Nangor Road
Dublin 12, Ireland

TEL: +353 1 620 9300

FAX: +353 1 620 9301