

Parts Manual

LX31 & LX41 Electric

Serial Numbers 4391 - Current

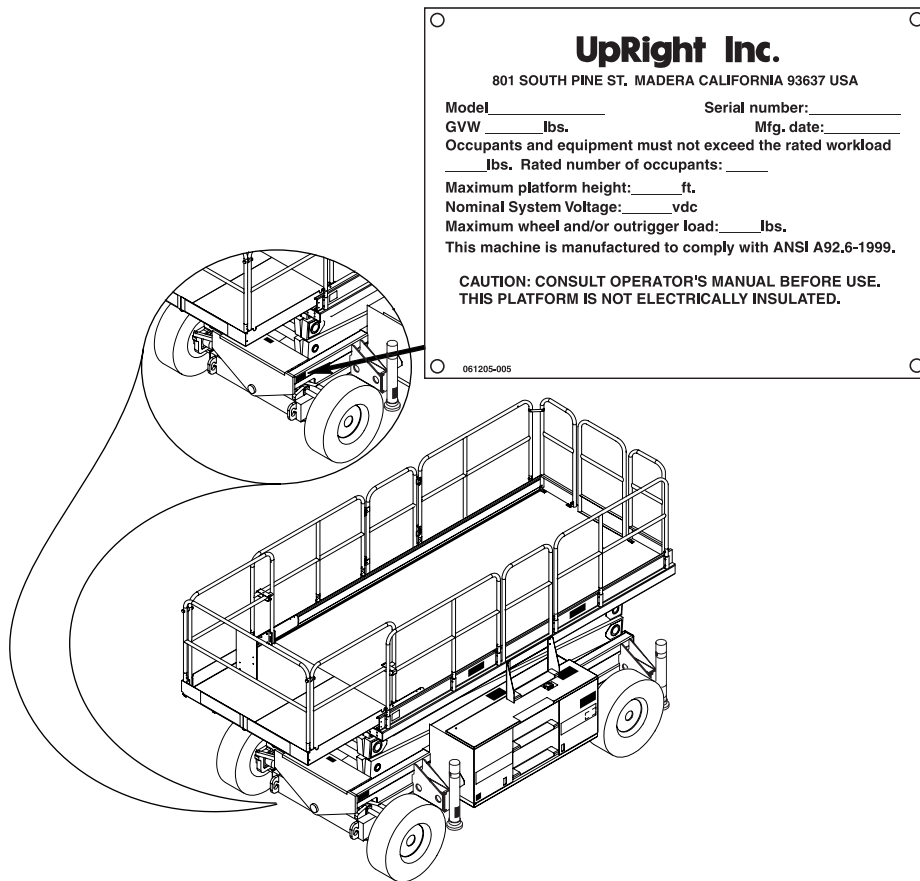
Publication Number: 108048-002

UpRight

LX31 / LX41

Electric

When contacting UpRight for service or parts information, be sure to include the MODEL and SERIAL NUMBERS from the equipment nameplate. Should the nameplate be missing, the SERIAL NUMBER is also stamped on top of the chassis above the front axle pivot.



UpRight Inc.	
801 SOUTH PINE ST. MADERA CALIFORNIA 93637 USA	
Model _____	Serial number: _____
GVW _____ lbs.	Mfg. date: _____
Occupants and equipment must not exceed the rated workload _____ lbs. Rated number of occupants: _____	
Maximum platform height: _____ ft.	
Nominal System Voltage: _____ vdc	
Maximum wheel and/or outrigger load: _____ lbs.	
This machine is manufactured to comply with ANSI A92.6-1999.	
CAUTION: CONSULT OPERATOR'S MANUAL BEFORE USE. THIS PLATFORM IS NOT ELECTRICALLY INSULATED.	
061205-005	

UpRight, Inc.

801 South Pine Street
Madera, California 93637

TEL: 559-662-3900

FAX: 559-673-6184

PARTS: 1-888-UR-PARTS

PARTS FAX: 1-800-669-9884

UpRight

Call Toll Free in U.S.A.

1-800-926-LIFT

UpRight

Unit S1, Park West Industrial Park
Friel Avenue
Nangor Road
Dublin 12, Ireland

TEL: +353 1 620 9300

FAX: +353 1 620 9301

PARTS MANUAL

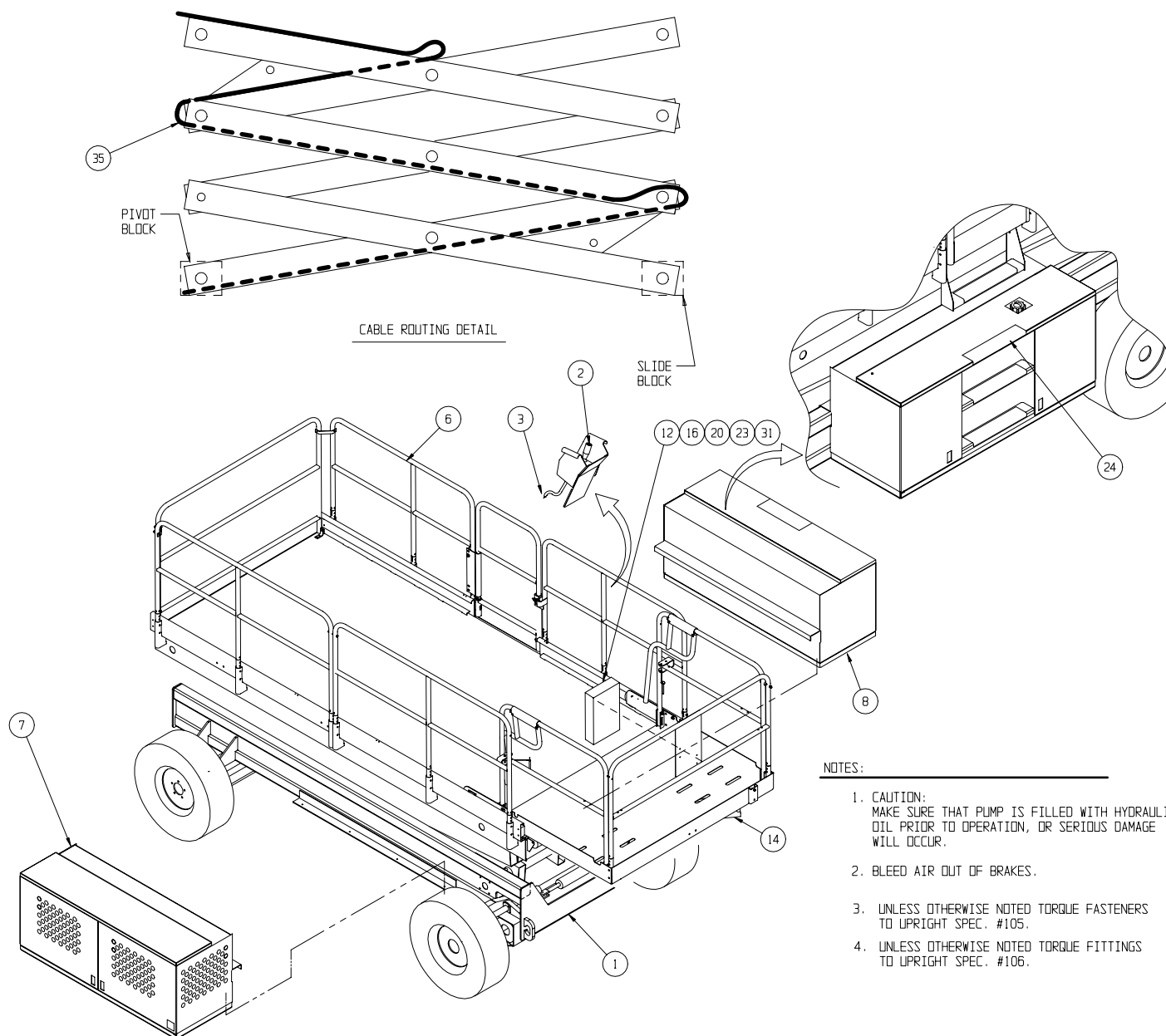
This document lists and illustrates the replaceable assemblies and parts of this product, as manufactured by UpRight, Inc. Each parts list contains the component parts for that assembly.

TABLE OF CONTENTS

Final Assembly, LX31 Electric		Hose Installation	
067430-020	2	067383-010	28
Final Assembly, LX41 Electric		Tire and Wheel Assembly	
067431-020	3	067655-001 / 068327-000 / 067910-001	29
Final Assembly Wiring, LX Electric		Power to Platform	
067440-001	4	067907-010/-011	30
Basic Assembly, LX31, Electric		Proximity Switch Installation	
067354-030	6	108040-010	31
Basic Assembly, LX41, Electric		Horn – Option	
067355-030	7	067908-002	32
Chassis Assembly		Hour Meter – Option	
067358-000	8	067949-001	33
Scissor Linkage Assembly, LX31		Slide-Out Deck, Rear – Option	
067422-002	10	067866-038/-039	34
Scissor Linkage Assembly, LX41		Platform Assembly, 17 FT Deck – Option	
067423-002	12	108014-012/-013	36
Slide-Out Deck Installation, Front		Flashing Amber Beacon – Option	
067866-037	14	067947-010	39
Guardrail Installation		Removable Controller – Option	
030867-331	15	061898-011	40
Power Module Assembly, Electric		Removable Controller, Outriggers – Option	
067359-001	16	061898-012	41
Brake Valve Block Assembly		Outriggers – Option	
068324-002	18	067950-044	42
Valve Block		Hose Kit, Outriggers – Option	
067389-000	19	067953-020	47
Control Module Assembly, Electric		Relay Box Assembly, Outriggers – Option	
067360-008	20	067466-000	48
Control Box Assembly, Electric		Controller Assembly, Outriggers – Option	
067362-004	22	067452-002	50
Panel Assembly, LX Electric		Label Kit	
067363-006	25	067361-050/-051	52
Controller Assembly, 48V Electric			
067384-001	26		

ITEM	PART NO.	DESCRIPTION	QTY
17*	060540-021	DOCUMENTATION KIT	1
18*	067448-020	SERVICE MANUAL	1
20	011252-008	SCREW 1/4-20 X 1	4
23	011248-004	NUT 1/4-20 ESNA	4
24*	060830-001	SAFETY WALK 4 X 20	4
27*	067907-010	POWER TO PLATFORM	1
29*	067908-002	HORN OPTION	REF
30*	030916-011	PLATFORM OVERLOAD OPTION	1
31	060577-004	ANSI MANUAL	1
33*	015963-099	STRAP MATL.	9
34*	015964-000	STRAP HEAD	9
35	012865-099	WIRE LOOM 3/4 DIA	8
37*	030742-003	LANYARD OPTION	1
38*	110050-000	SPECIFICATION SHEET	REF

*Not Shown



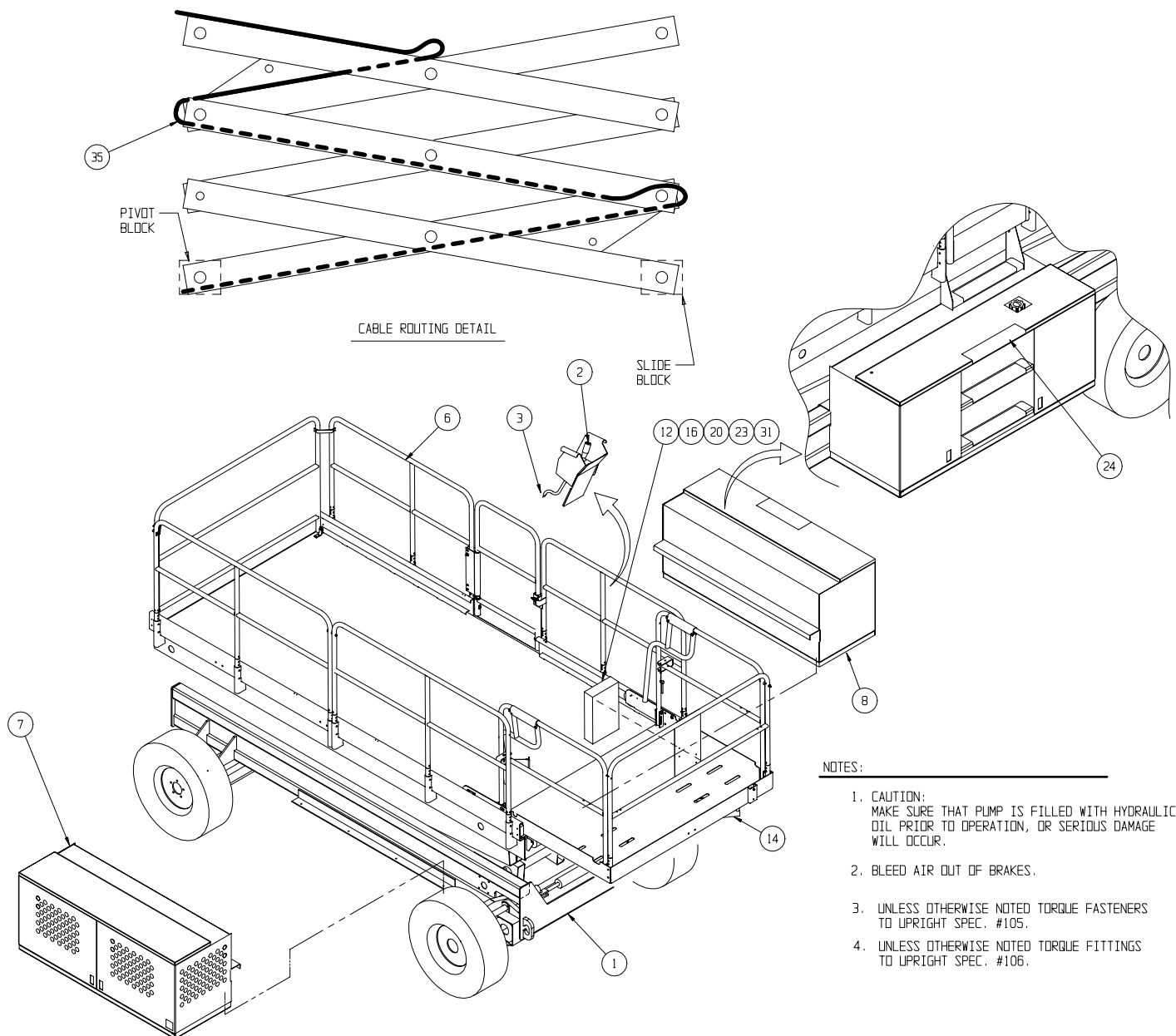
Final Assembly, LX41 Electric

067431-020

ITEM	PART NO.	DESCRIPTION	QTY
1	067355-030	BASIC ASSY	1
2	067384-001	CONTROLLER ASSY	1
3	067536-000	CONTROL CABLE ASSY	1
4	067361-051	LABEL-KIT	1
5*	067383-010	HOSE-KIT	1
6*	030867-331	GUARDRAIL	1
7	067359-001	POWER MODULE	1
8	067360-007	CONTROL MODULE	1
9*	067446-000	HYD SCHM.	REF
10*	067447-003	ELEC. SCHM.	REF
11*	067440-000	WIRING, FINAL ASSY.	1
12	010076-000	MANUAL CASE	1
13	020032-001	TEE, #4MJ-#4MJ-#4MJ	1
14	067866-037	FRONT ROLL OUT DECK	1
15*	108040-010	PROXIMITY SW. INSTL.	1

ITEM	PART NO.	DESCRIPTION	QTY
16*	067449-001	OPERATION MANUAL	1
17*	060540-021	DOCUMENTATION KIT	1
18*	067448-020	SERVICE MANUAL	1
20	011252-008	SCREW 1/4-20 X 1	4
23	011248-004	NUT 1/4-20 ESNA	4
24*	060830-001	SAFETY WALK 4 X 20	4
27*	067907-011	POWER TO PLATFORM	1
29*	067908-002	HORN OPTION	REF
30*	030916-011	PLATFORM OVERLOAD OPTION	1
31	060577-004	ANSI MANUAL	1
35	012865-099	WIRE LOOM 3/4 DIA	8
37*	030742-003	LANYARD OPTION	1
38*	110052-001	SPECIFICATION SHEET	REF

*Not Shown

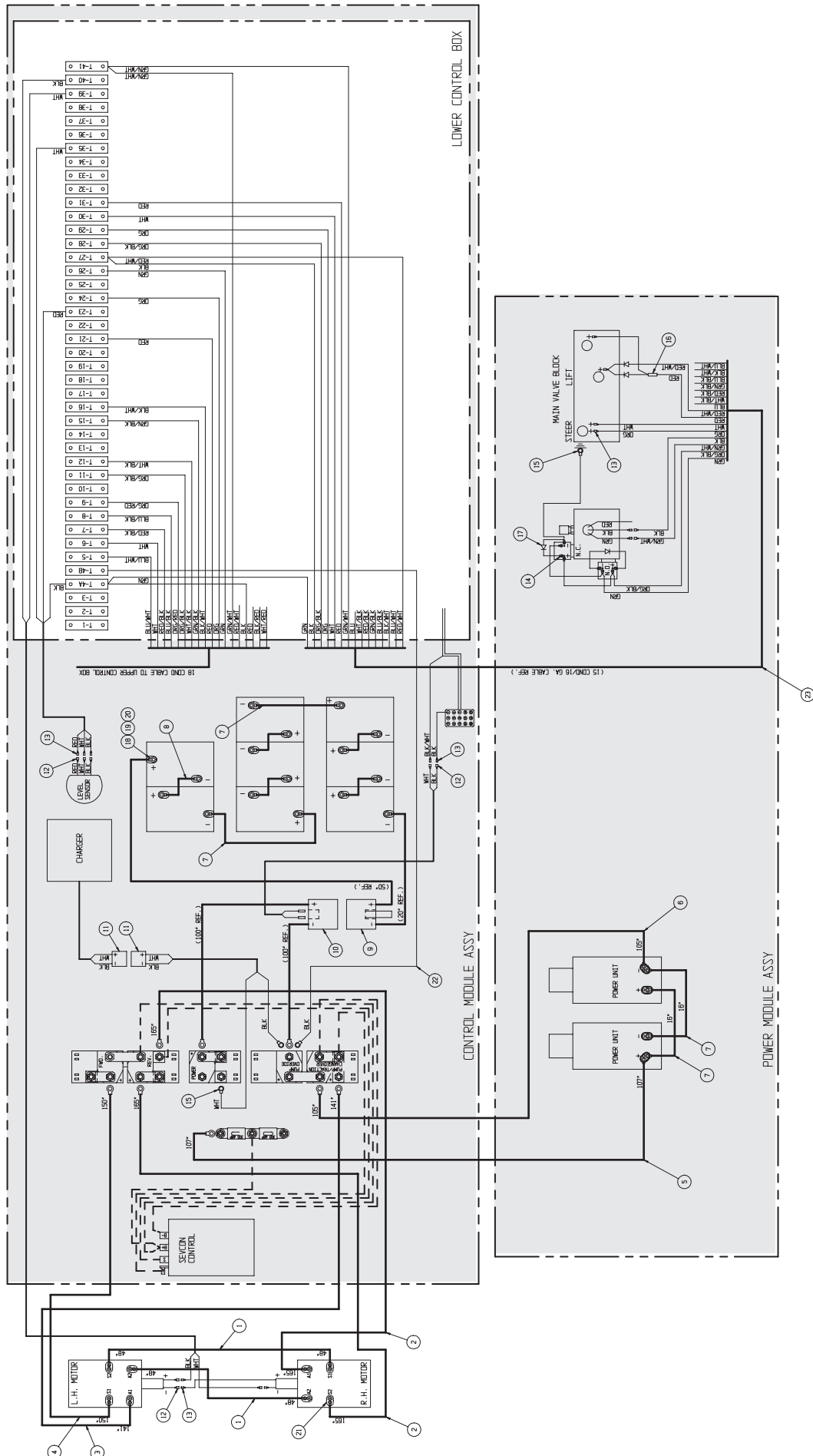


Final Assembly Wiring, LX Electric

067440-001

ITEM	PART NO.	DESCRIPTION	QTY
1	068776-048	CABLE ASSY X 48" (3/8 X 3/8 RING)	2
2	068776-014	CABLE ASSY X 165" (3/8 X 3/8 RING)	2
3	068776-011	CABLE ASSY X 141" (3/8 X 3/8 RING)	1
4	068776-012	CABLE ASSY X 150" (3/8 X 3/8 RING)	1
5	068777-105	CABLE ASSY X 105" (3/8 X 5/16 RING)	1
6	068777-107	CABLE ASSY X 107" (3/8 X 5/16 RING)	1
7	068334-018	CABLE ASSY X 18" (5/16 X 5/16 RING)	4
8	068334-011	CABLE ASSY X 11" (5/16 X 5/16 RING)	5
9	068332-003	CABLE ASSY (W/ 20" & 50" CABLES)	1
10	068332-004	CABLE ASSY (W/ 2 100" CABLES)	1
11	029980-000	CONNECTOR, 50 AMP.	2
12	014914-001	CONN. MALE PUSH 14-16 .25	8

ITEM	PART NO.	DESCRIPTION	QTY
13	029931-003	CONN. FEM. PUSH 14-16 .25	12
14	029601-012	CONN. RING, 14-16 #8	8
15	029601-015	CONN. RING, 14-16 Ø 3/8	4
16	029620-002	CONN. BUTT 14-16	1
17	029825-002	DIODE, 3 AMP, 400 VOLT	4
18	011248-005	LOCKNUT, ESNA 5/16-18 UNC	16
19	011253-010	SCREW, HHC. 5/16-18 UNC X 1 1/4" LG.	16
20	011240-005	WASHER, 5/16" STD. FLAT	16
21	010154-001	TERMINAL COVER	28
22	029452-099	WIRE, 16 GA. BLK.	5 FT
23	060214-099	WIRE CABLE, 15 COND/16 GA.	18 FT

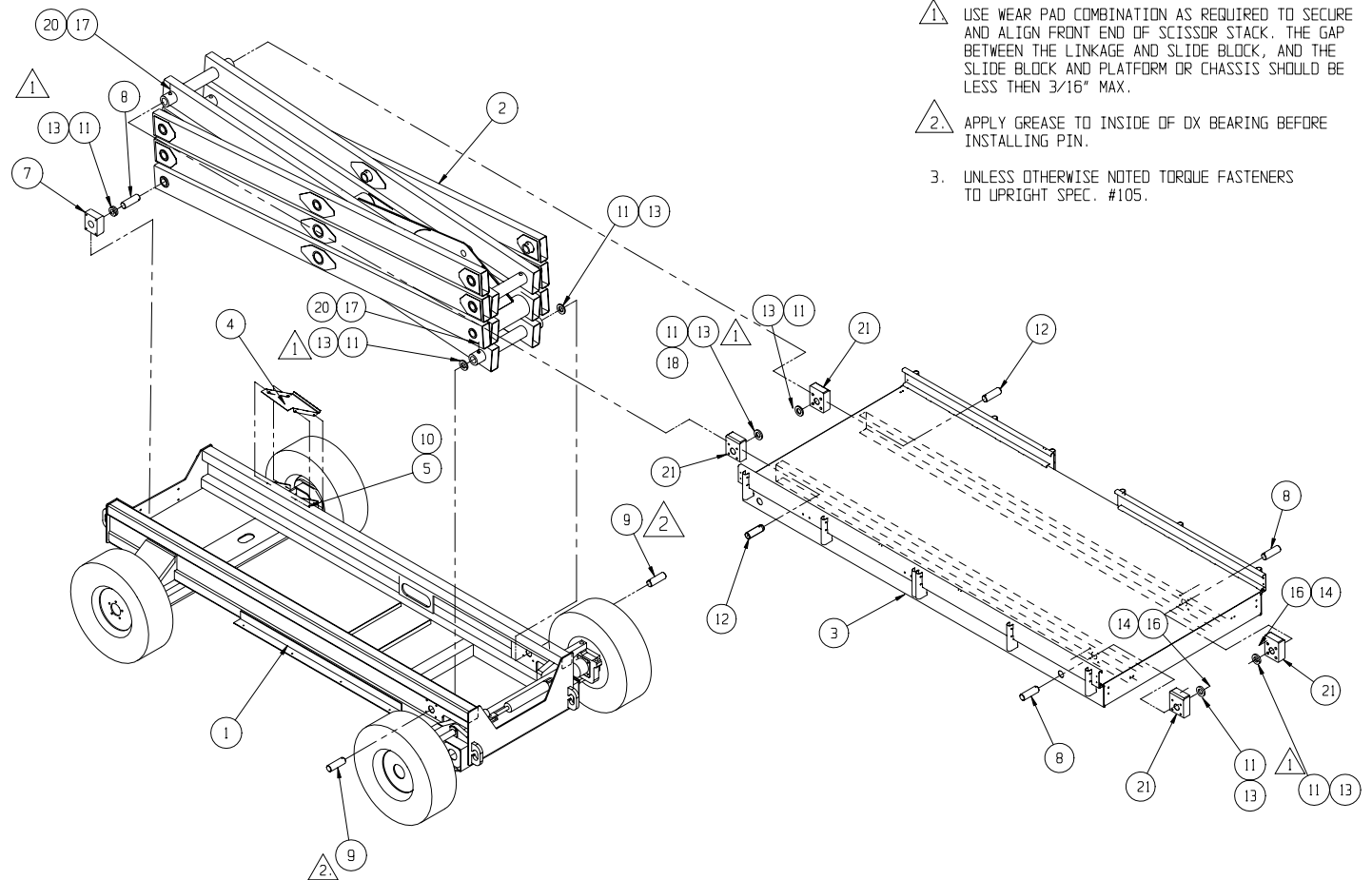


Basic Assembly, LX31, Electric

067354-030

ITEM	PART NO.	DESCRIPTION	QTY
1	067358-000	CHASSIS ASSEMBLY	1
2	067422-002	SCISSOR LINKAGE	1
3	030987-000	PLATFORM WELDMENT	1
4	067879-001	MOTOR COVER	2
5	011253-008	SCR HHC 5/16 X 1	8
7	067738-000	SLIDE BLOCK	6
8	067852-000	PIN	4
9	067853-000	PIN	2
10	014996-005	WASHER 5/16 DIA	8

ITEM	PART NO.	DESCRIPTION	QTY
11	066189-000	SPACER 1/4	A/R
12	067853-002	PIN	2
13	066189-004	SPACER 1/8	A/R
16	011256-028	SCREW HHC 1/2-13 X 3 1/2	8
17	014033-032	SCREW HHC 1/2-13 X 4	8
18	066189-001	SPACER 3/8"	A/R
20	011248-008	NUT 1/2-13 ESNA	16
21	067738-001	SLIDE BLOCK	4



NOTES:

- USE WEAR PAD COMBINATION AS REQUIRED TO SECURE AND ALIGN FRONT END OF SCISSOR STACK. THE GAP BETWEEN THE LINKAGE AND SLIDE BLOCK, AND THE SLIDE BLOCK AND PLATFORM OR CHASSIS SHOULD BE LESS THEN 3/16" MAX.
- APPLY GREASE TO INSIDE OF OX BEARING BEFORE INSTALLING PIN.
- UNLESS OTHERWISE NOTED TORQUE FASTENERS TO UPRIGHT SPEC. #105.

Basic Assembly, LX41, Electric

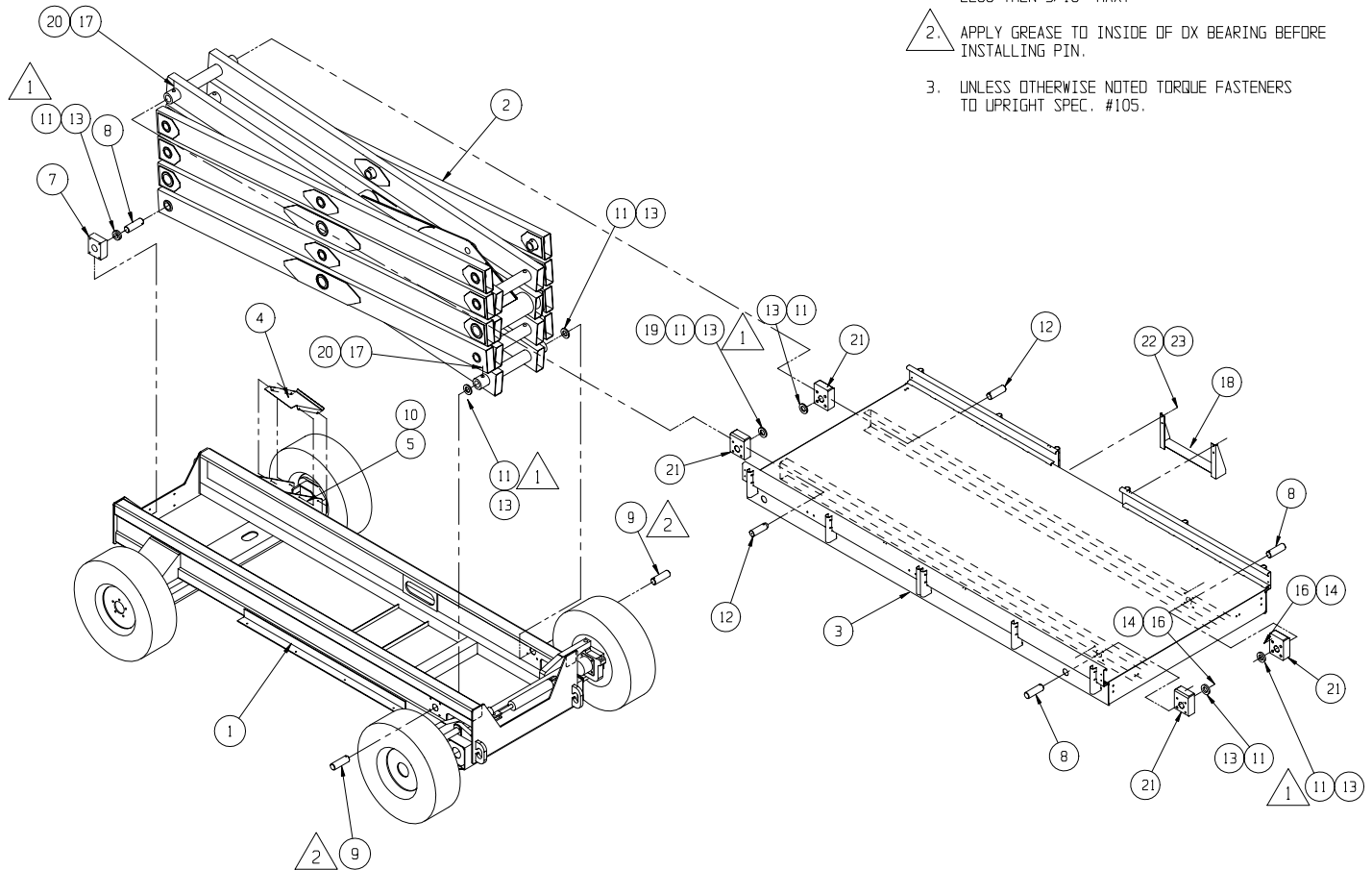
067355-030

ITEM	PART NO.	DESCRIPTION	QTY
1	067358-000	CHASSIS ASSEMBLY	1
2	067423-002	SCISSOR LINKAGE	1
3	030987-000	PLATFORM WELDMENT	1
4	067879-001	MOTOR COVER	2
5	011253-008	SCR HHC 5/16 X 1	8
7	067738-000	SLIDE BLOCK	6
8	067852-000	PIN	4
9	067853-000	PIN	2
10	014996-005	WASHER 5/16 DIA	8
11	066189-000	SPACER 1/4	A/R

ITEM	PART NO.	DESCRIPTION	QTY
12	067853-002	PIN	2
13	066189-004	SPACER 1/8	A/R
16	011256-028	SCREW HHC 1/2-13 X 3 1/2	8
17	014033-032	SCREW HHC 1/2-13 X 4	8
18	030841-050	LADDER WELDMENT	1
19	066189-001	SPACER 3/8"	A/R
20	011248-008	NUT 1/2-13 ESNA	16
21	067738-001	SLIDE BLOCK	4
22	011254-020	SCREW HHC 3/8-16 X 2 1/2	4
23	011248-006	NUT 3/8-16 ESNA	4

NOTES:

1. USE WEAR PAD COMBINATION AS REQUIRED TO SECURE AND ALIGN FRONT END OF SCISSOR STACK. THE GAP BETWEEN THE LINKAGE AND SLIDE BLOCK, AND THE SLIDE BLOCK AND PLATFORM OR CHASSIS SHOULD BE LESS THEN 3/16" MAX.
2. APPLY GREASE TO INSIDE OF OX BEARING BEFORE INSTALLING PIN.
3. UNLESS OTHERWISE NOTED TORQUE FASTENERS TO UPRIGHT SPEC. #105.



Chassis Assembly

067358-000

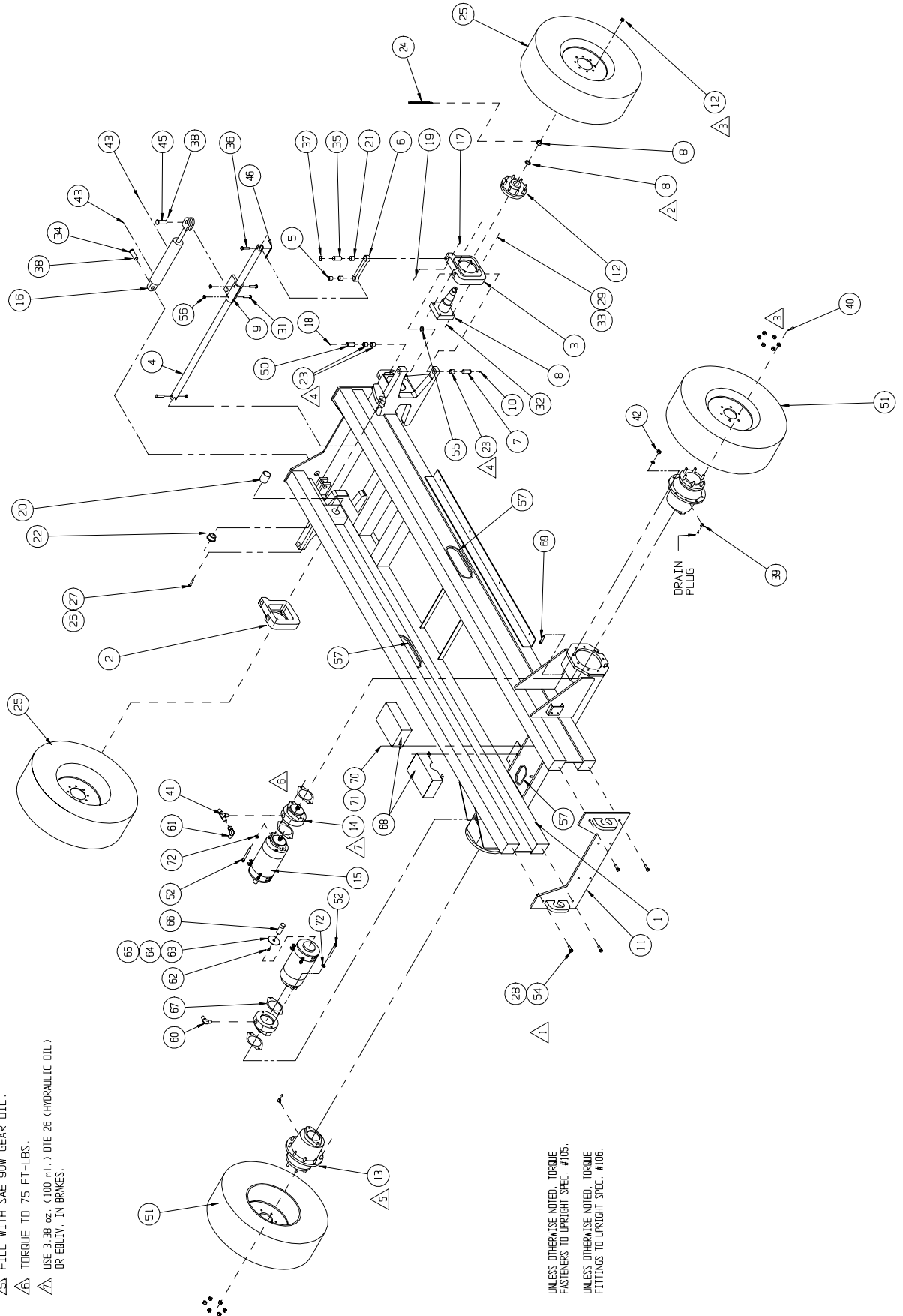
ITEM	PART NO.	DESCRIPTION	QTY
1	067715-011	CHASSIS WELDMENT (FIXED AXLE)	1
2	067743-000	TRUNNION (L.H.)	1
3	067742-000	TRUNNION (R.H.)	1
4	067739-000	STEERING LINK	1
5	067812-000	BUSHING, STEERING	2
6	067813-000	CONNECTING LINK	2
7	067746-000	TRUNNION PIN LOWER	2
8	067833-000	SPINDLE WELDMENT	2
9	067748-000	STEERING CLAMP	1
10	013336-003	GREASE FITTING 1/8" 90°	2
11	067816-000	PLATE WELDMENT	1
12	067613-000	HUB, 8 BOLT ON 8" B.C.	2
13	068570-000	PLANTEARY DRIVE	2
14	068569-000	BRAKE	2
15	068573-000	MOTOR ELECTRIC	2
16	067633-000	STEERING CYLINDER	1
*	067633-010	SEAL KIT	-
17	011252-020	SCREW HHC 1/4-20 X 2 1/2	4
18	013336-001	GREASE FIG STR	2
19	011248-004	NUT 1/4-20 HEX ESNA	4
20	067606-021	BEARING, SCISSOR PIVOT	2
21	062642-020	BUSHING 16DU16	4
22	062649-020	BEARING, STEERING ROD	2
23	067606-010	BEARING, 16DX16	6
24	011754-014	COTTER PIN 7/32 X 1.75	1
25	067665-004	TIRE & WHEEL ASSY FRONT	2
26	011254-018	SCREW HHC 3/8-16 X 2 1/4	4
27	011248-006	NUT 3/8-16 HEX ESNA	6
28	011258-012	SCREW HHC 3/4-10 X 1 1/2	4
29	011238-008	WASHER 1/2 SPLIT LOCK	29
30	011256-012	SCREW HHC 1/2-13 X 1 1/2	16
31	011257-028	SCREW HHC 5/8-11 X 3 1/2	2
32	011247-008	NUT 1/2-20UNF HEX ESNA THIN	8
33	011256-028	SCREW HHC 1/2-13 X 3 1/2	8
34	011848-050	PIN CLEVIS 1 X 2 3/4	1

ITEM	PART NO.	DESCRIPTION	QTY
35	067746-001	PIN STEERING LINK	2
36	011848-030	CLEVIS PIN 1/2 X 2	2
37	013315-011	RETAINING "E" RING	2
38	062889-012	HAIRPIN COTTER	2
39	03495-000	FITTING ELBOW STREET 6MB-6FJ	2
40	011469-005	LUG NUT 9/16-18	10
41	011936-001	FITTING TEE 4MJ-4MJ-4MB	1
42	011249-008	NUT, 1/2-20 UNF HEX ESNA	18
43	011934-003	FITTING, 6 MB - 4 MJ 90°	2
44	012030-010	SCRW SOC HD CAP 1/2-13 X 1-1/4	8
45	011848-051	PIN CLEVIS 1 DIA. X 2	1
46	011757-005	COTTER PIN	2
49	012030-032	SCRW SOC HD CAP 1/2-13 X 4	4
50	067746-002	PIN TRUNNION UPPER	2
51	068327-000	TIRE/WHEEL ASSY REAR	2
52	011256-034	SCREW HHC 1/2-13 X 4 1/4	4
54	011238-012	WASHER SPLIT LOCK 3/4	4
55	064279-000	THRUST WASHER	2
56	011248-010	NUT 5/8-11 HEX ESNA	2
57	067805-099	GROMMET MATL	7.00 FT
†58	024501-003	SHEET 1/8 RUBBER 3 X 48	1
60	011934-001	FITTING 90° 4MJ-4MJ	1
61	011937-001	FITTING 90° 4MJ-4FJ	1
62	REF.	COUPLING	2
63	REF.	MOUNTING PLATE	2
64	REF.	SCREW R.H. #2-56 X 1/4	6
65	REF.	WASHER	6
66	068551-001	TACH ASSY KIT (ITEMS 62-65)	2
67	REF.	GASKET	4
68	067367-000	MOTOR COVER	2
69	011468-020	STUD WHEEL 1/2-20 X 2 3/8	REF
70	011248-005	NUT HEX ESNA 5/16-18UNC	4
71	011240-005	WASHER 5/16 STD FLAT	4
72	011239-008	WASHER ASTM 1/2	4

†Trim to fit.

NOTES:

- △ USE LOCTITE BLUE #242
- △ SPINDLE NUT AND WASHER SUPPLIED WITH SPINDLE
- △ WHEEL NUTS SUPPLIED WITH FRONT HUB - TORQUE NUTS TO 150 FT-LBS. FRONT & REAR.
- △ GREASE TRUNNION BEARINGS (160X16-6) LIBERALLY BEFORE INSTALLING TRUNNION PINS.
- △ FILL WITH SAE 90W GEAR OIL.
- △ TORQUE TO 75 FT-LBS.
- △ USE 3.38 oz. (100 ml.) DTE 26 (HYDRAULIC OIL) OR EQUIV. IN BRAKES.



UNLESS OTHERWISE NOTED, TORQUE FASTENERS TO UPRIGHT SPEC. #105.
UNLESS OTHERWISE NOTED, TORQUE FITTINGS TO UPRIGHT SPEC. #106.

Scissor Linkage Assembly, LX31

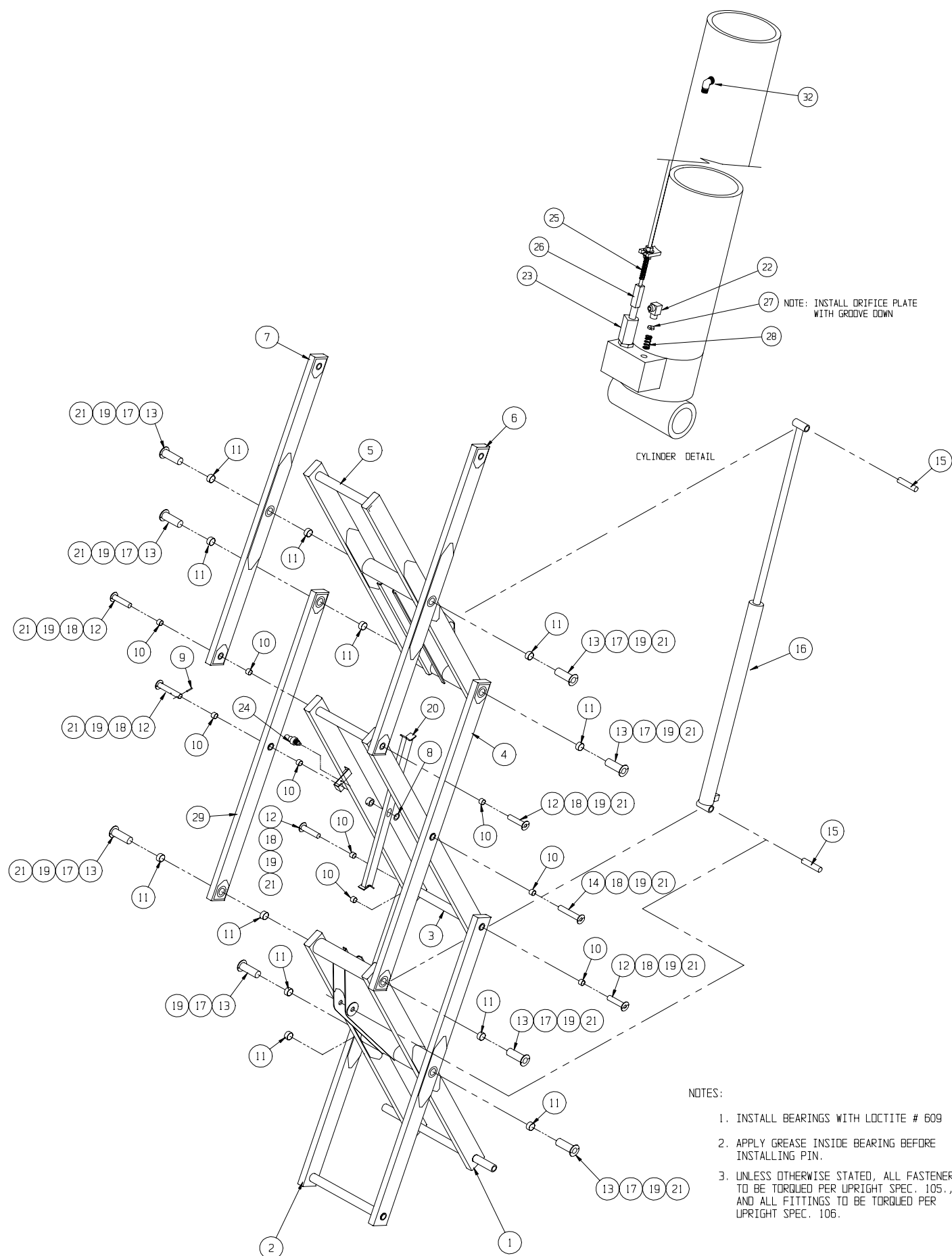
067422-002

ITEM	PART NO.	DESCRIPTION	QTY
1	067550-001	ARM WELDMENT	1
2	067551-003	ARM WELDMENT	1
3	067552-000	ARM WELDMENT	1
4	067593-001	ARM WELDMENT	1
5	067828-001	ARM WELDMENT	1
6	067830-000	ARM WELDMENT	1
7	067832-000	ARN WELDMENT	1
8	011786-017	MACHINERY BUSHING, 2" ID X 14 GA.	1
9	011757-028	COTTER PIN 3/8 DIA X 3-1/2	1
†‡10	067606-020	BEARING, 2" I.D. X 1 1/2" LG.	12
†‡11	067606-030	BEARING, 3" I.D. X 1 1/2" LG.	16
12	067583-000	PIN WELDMENT	5
13	067580-000	PIN WELDMENT	8
14	067585-000	PIN WELDMENT	1
15	067586-000	PIN, CYLINDER	2
16	067635-021	LIFT CYLINDER	1
*	067635-031	SEAL KIT	—

ITEM	PART NO.	DESCRIPTION	QTY
17	014033-048	H.H.C.S. 1/2-13 UNC X 6 GR. 8	8
18	014033-032	H.H.C.S. 1/2-13 UNC X 4 GR. 8	6
19	011248-008	HEX LOCK NUT 1/2-13 UNC	14
20	067591-000	SUPPORT WELDMENT	1
21	013336-001	GREASE FITTING	14
22	011934-004	ADAPTER 90° #6	1
23	063925-004	DOWN VALVE	1
24	003570-001	RETAINING PIN ASSLY	1
25	067659-000	CABLE ASSY	1
26	067877.000	COUPLER	1
27	015919-006	ORIFICE PLATE	1
28	005133-000	SPRING	1
29	067593-010	ARM WELDMENT	1
32	011940-006	FITTING 4MP-6MJ 90°	1

†See note 1.

‡See note 2.



Scissor Linkage Assembly, LX41

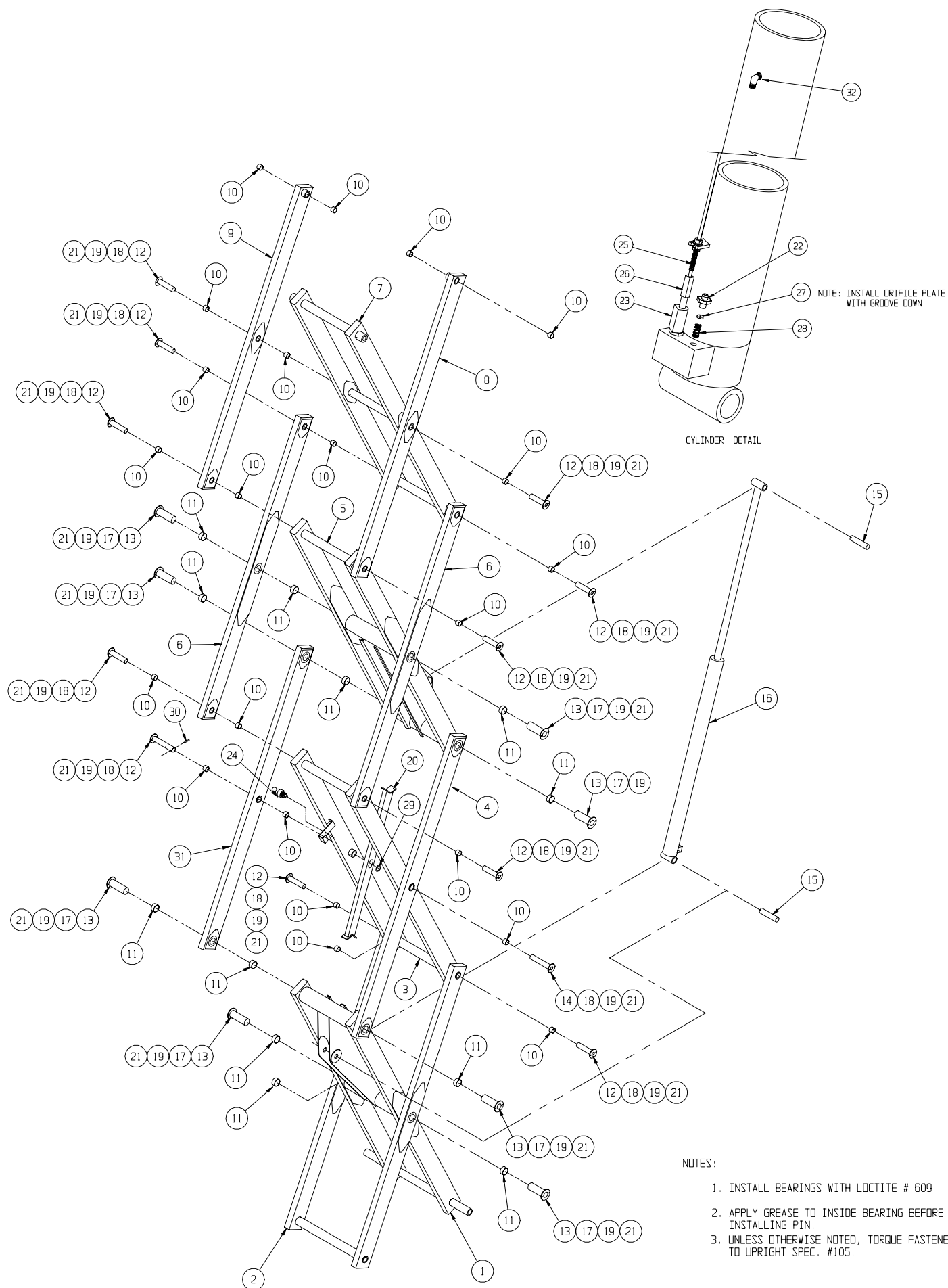
067423-002

ITEM	PART NO.	DESCRIPTION	QTY
1	067550-001	ARM WELDMENT	1
2	067551-003	ARM WELDMENT	1
3	067552-000	ARM WELDMENT	1
4	067593-001	ARM WELDMENT	1
5	067553-001	ARM WELDMENT	1
6	067554-000	ARM WELDMENT	2
7	067555-000	ARM WELDMENT	1
8	067556-000	ARM WELDMENT	1
9	067557-000	ARM WELDMENT	1
†10	067606-020	BEARING, 2" I.D. X 1 1/2" LG.	28
†11	067606-030	BEARING, 3" I.D. X 1 1/2" LG.	16
12	067583-000	PIN WELDMENT	11
13	067580-000	PIN WELDMENT	8
14	067585-000	PIN WELDMENT	1
15	067586-000	PIN, CYLINDER	2
16	067635-021	LIFT CYLINDER	1
*	067635-031	SEAL KIT	—
17	014033-048	H.H.C.S. 1/2-13 UNC X 7 1/2 GR. 8	8

ITEM	PART NO.	DESCRIPTION	QTY
18	014033-032	H.H.C.S. 1/2-13 UNC X 4 1/2 GR. 8	12
19	011248-008	HEX LOCK NUT 1/2-13 UNC	20
20	067591-000	SUPPORT WELDMENT	1
21	013336-001	GREASE FITTING	20
22	011941-005	STRAIGHT ADAPTER #6	1
23	063925-004	DOWN VALVE	1
24	003570-001	RETAINING PIN ASSLY	1
25	067659-000	CABLE ASSLY	1
26	067877-000	COUPLER	1
27	015919-003	ORIFICE PLATE	1
28	005133-000	SPRING	1
29	011786-017	MACHINERY BUSHING, 2" ID X 14 GA.	1
30	011757-028	COTTER PIN 3/8 DIA X 3-1/2	1
31	067593-010	ARM WELDMENT	1
32	011940-006	FITTING 4MP-6MJ 90°	1

†See note 1.

‡See note 2.

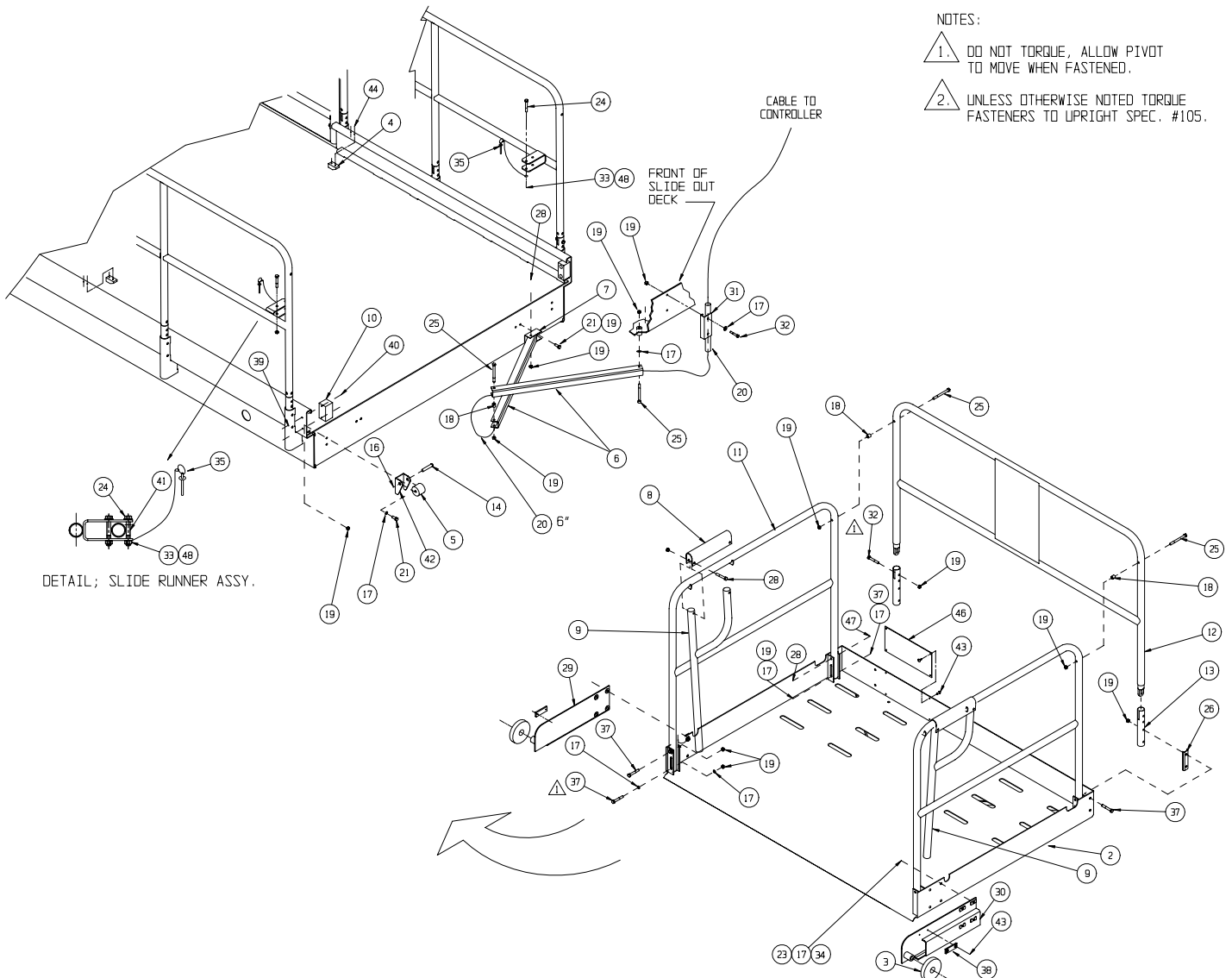


Slide-Out Deck Installation, Front

067866-037

ITEM	PART NO.	DESCRIPTION	QTY
2	067787-002	SLIDE-OUT DECK WELDMNT	1
3	067760-004	WHEEL, SLIDE-OUT DECK	2
4	066192-000	SLIDE BLOCK	2
5	067720-002	ROLLER	2
6	067818-001	ARM, CABLE GUIDE	2
7	067786-001	BRACKET, CABLE GUIDE	1
8	067761-000	PIVOT, PUSH BAR	2
9	067862-003	HANDLE WELDMNT	2
10	066170-002	WEAR PAD	2
11	067776-001	GUARDRAIL WELDMNT	2
12	067778-000	GUARDRAIL WELDMNT	1
13	067755-001	SWING TUBE	2
14	011848-033	CLEVIS PIN, 1/2" DIA. X 3-1/2	2
16	011757-005	COTTER PIN, RUE RING	2
17	014996-006	WASHER, FLAT 3/8" DIA	15
18	067695-000	SPACER	3
19	011248-006	LOCKNUT, 3/8-16 UNC ESNA	29
20	012865-099	LOOM, WIRE 3/4"	8 FT.
21	011254-008	SCR. HHC 3/8-16 UNC X 1	6
23	011254-006	SCR. HHC 3/8-16 UNC X 3/4	8
24	015936-020	SCR. SHOU SS 3/8-16 UNC X 2.5"	4

ITEM	PART NO.	DESCRIPTION	QTY
25	011254-032	SCR. HHC 3/8-16 UNC X 4	4
26	067920-000	SPACER, GUARDRAIL	2
28	011254-018	SCR. HHC 3/8-16 UNC X 2 1/4"	3
29	067867-001	ROLLER BRACKET REAR WELDMNT L.H.	1
30	067867-000	ROLLER BRACKET REAR WELDMNT R.H.	1
31	063666-004	WIRE CHANNEL	1
32	011254-016	SCR. HHC 3/8 X 2"	2
33	011248-005	NUT HEX 5/16-18 ESNA	4
34	011238-006	WASHER 3/8 SPLIT LOCK WASHER	8
35	010414-006	LOCKING PIN ASSY 3/8 X 2	2
37	011254-020	SCR. HHC 3/8-16 UNC X 2 1/2"	6
38	066198-000	WEAR PAD	2
39	011252-012	SCR. HH 1/4-20 X 1-1/2	4
40	011248-004	1/4-20 ESNA NUT	4
41	067364-001	TUBING, 3/8 I.D. X 2" LG	4
42	067783-006	ROLLER BRACKET	2
43	026553-006	POP RIVET, 3/16 X.38-.50 GRIP	8
44	026553-012	POP RIVET, 3/16 X 1.125 GRIP	4
46	108056-000	PLATE LABEL MOUNT	1
47	011246-006	LOCKNUT THIN ESNA 3/8	2
48	014996-005	WASHER, FLAT 5/16	2



Guardrail Installation

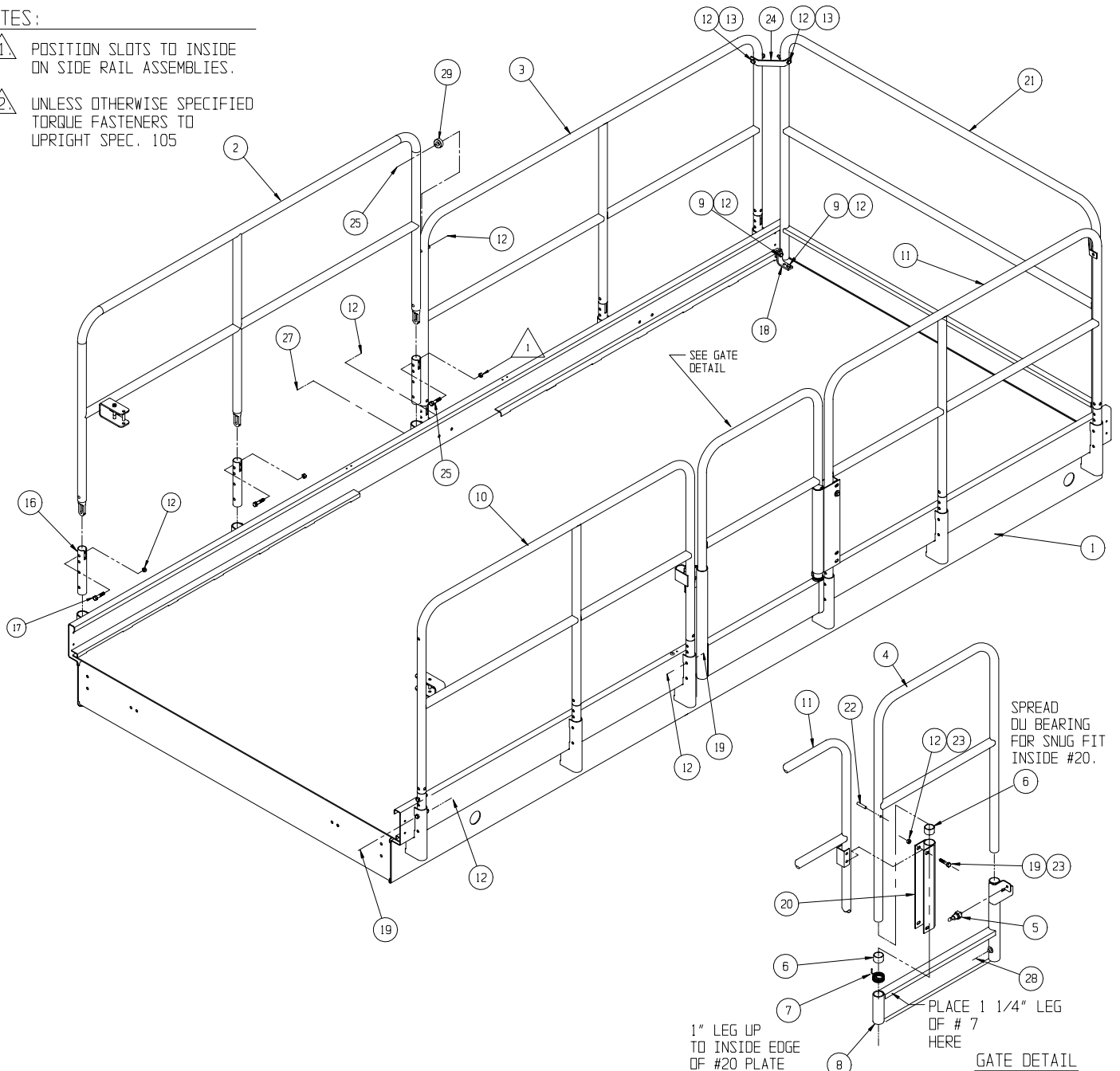
030867-331

ITEM	PART NO.	DESCRIPTION	QTY
1	030987-000	PLATFORM WELDMENT	REF
2	108145-000	GUARDRAIL WELDMENT	1
3	108144-001	GUARDRAIL WELDMENT	1
4	108062-000	GATE WELDMENT	1
5	003570-005	RETAINING PIN ASSY	1
6	062642-026	BEARING	2
7	066526-004	TORSION SPRING	1
8	108063-000	GATE KICKRAIL WELDMENT	1
9	011254-010	SCREW HHC 3/8-16UNC X 1 1/4	6
10	108066-000	GUARDRAIL WELDMENT 3	1
11	108065-000	GUARDRAIL WELDMENT 4	1
12	011248-006	NUT HEX ESNA 3/8-16UNC	46
13	011254-018	SCREW HHC 3/8-16UNC X 2 1/4	4

ITEM	PART NO.	DESCRIPTION	QTY
16	067755-001	SWING TUBE	12
17	011254-016	SCREW HHC 3/8-16UNC X 2	10
18	064046-000	BRACKET, RAIL MOUNT	2
19	011254-020	SCR HHC 3/8-16 X 2-1/2	22
20	108064-000	PIVOT TUBE WELDMENT	1
21	030987-015	GUARDRAIL WELDMENT REAR	1
22	011739-014	ROLLPIN 3/8D X 1 3/4	1
23	011240-006	WASHER, FLAT STD 3/8	4
24	067463-000	BRACKET GUARDRAIL CORNER	2
25	011254-032	SCREW HHC 3/8-16 X 4	2
27	011254-034	SCREW 3/8 X 4 1/4	2
28	011254-006	SCREW 3/8 X 3/4	2
29	067695-000	SPACER	1

NOTES:

- 1 POSITION SLOTS TO INSIDE ON SIDE RAIL ASSEMBLIES.
- 2 UNLESS OTHERWISE SPECIFIED TORQUE FASTENERS TO UPRIGHT SPEC. 105

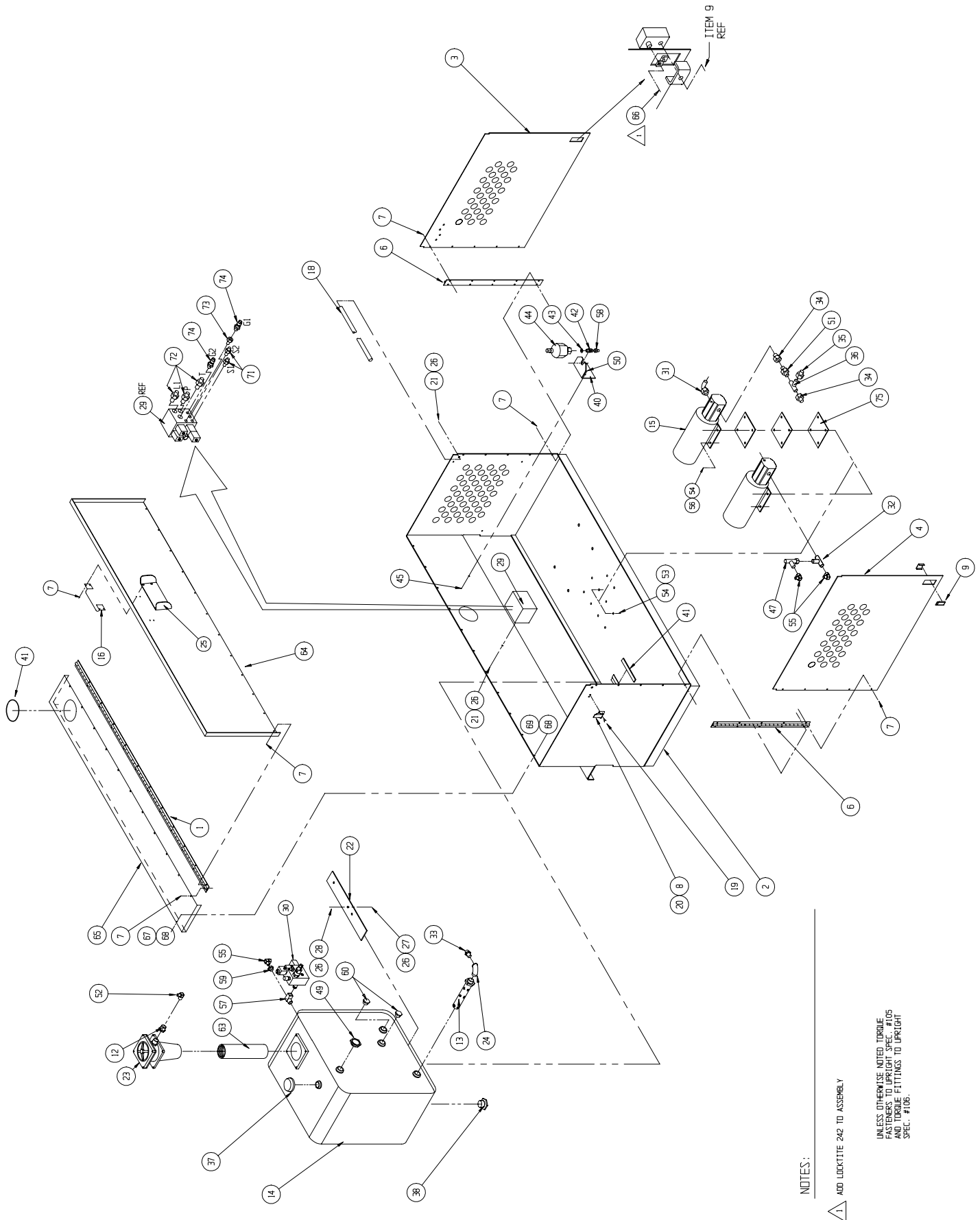


Power Module Assembly, Electric

067359-001

ITEM	PART NO.	DESCRIPTION	QTY
1	067809-001	HINGE, 2 X 71	1
2	067811-001	POWER MODULE WELDMENT	1
3	067800-002	MODULE DOOR, R.H.	1
4	067801-002	MODULE DOOR, L.H.	1
6	067808-000	HINGE, 2 X 22	2
7	026554-002	POP RIVET, 1/4 DIA. (.251 - .375 GRIP)	48
8	005299-000	LATCH, TOGGLE	2
9	067629-000	LATCH, FLUSH LIFT & TURN	2
12	014220-009	FITTING AERO #2216-12-168	1
13	063935-000	SUCTION SCREEN	1
14	067841-000	TANK, HYDRAULIC	1
15	067388-000	POWER UNIT	2
16	025427-002	HANDLE	1
18	067856-001	STIFFENER BAR	1
19	011708-004	SCREW RD HD 8-32 X 1/2	4
20	011248-002	NUT HEX 8-32 ESNA	4
21	011254-006	SCREW HHC 3/8-16 X 3/4	2
22	064039-001	HYDRAULIC TANK MOUNTING TAB	1
23	067624-000	HYDRAULIC FILTER	1
*	067624-010	FILTER ELEMENT	-
24	063931-016	ELBOW 90°	1
25	064798-000	DOOR BRACKET	1
26	011240-006	WASHER 3/8 FLAT STD	6
27	011254-008	SCRW HHC GR5 3/8-16UNC X 1	3
28	011248-006	NUT HEX 3/8-16 ESNA	3
29	067389-000	VALVE BLOCK	1
30	068324-002	BRAKE VALVE ASSY	1
31	011934-004	FITTING EL 6MP-6MJ	1
32	015961-006	FITTING TEE 6MP-6MJ	1
33	011939-024	FITTING 16MP-16MJ	1
34	015959-004	FITTING 12FJX-8MB	2
35	011939-022	FITTING STR 12MJ-16MP	1
36	011982-004	FITTING TEE 12MP-12FP-12FP	1

ITEM	PART NO.	DESCRIPTION	QTY
37	063930-001	BREATHER/FILLER CAP	1
38	021305-007	PLUG, MAGNETIC	1
37	063930-001	BREATHER/FILLER CAP	1
38	021305-007	PLUG, MAGNETIC	1
40	068712-002	BRACKET	1
41	066516-004	PLUG 4"	1
42	010150-005	FITTING BULKHEAD	1
43	011979-008	O-RING	1
44	068565-000	ACCUMULATOR	1
45	011252-006	SCREW HHC 1/4-20 X 3/4	14
47	020733-002	FITTING TEE 6FJX-6MJ-6MJ	1
49	063979-006	GAGE, LUBE SIGHT	1
50	011248-004	NUT HEX ESNA 1/4-20	14
51	013487-010	FITTING STR 12MP-12MP	1
52	011941-010	FITTING 90 6MP-6MJ	1
53	011253-014	SCREW HHC 5/16-18 X 1 3/4	4
54	011240-005	WASHER 5/16 FLAT STD	16
55	011937-003	FITTING 90 6FJX-6MJ	3
56	011250-005	NUT HEX 5/16-18	8
57	011982-008	FITTING TEE 8MP-8FP-8FP	1
58	013969-002	FITTING 4MJ-8FJ	1
59	011939-014	FITTING 8MP-6MJ	1
60	021305-006	FITTING PLUG	2
61	011939-018	FITTING STR 12MP-6MJ	1
63	067765-000	TUBE EXTENSION	1
64	067799-003	COVER	1
65	067799-004	COVER	1
66	063947-008	NUT HEX ESNA M8	2
71	011941-005	FITTING 6MB-6MJ	2
72	011941-010	FITTING 8MB-8MJ	3
73	014280-002	FITTING 6MB-4FB	1
74	063965-001	FITTING CONNECTOR GAGE	2



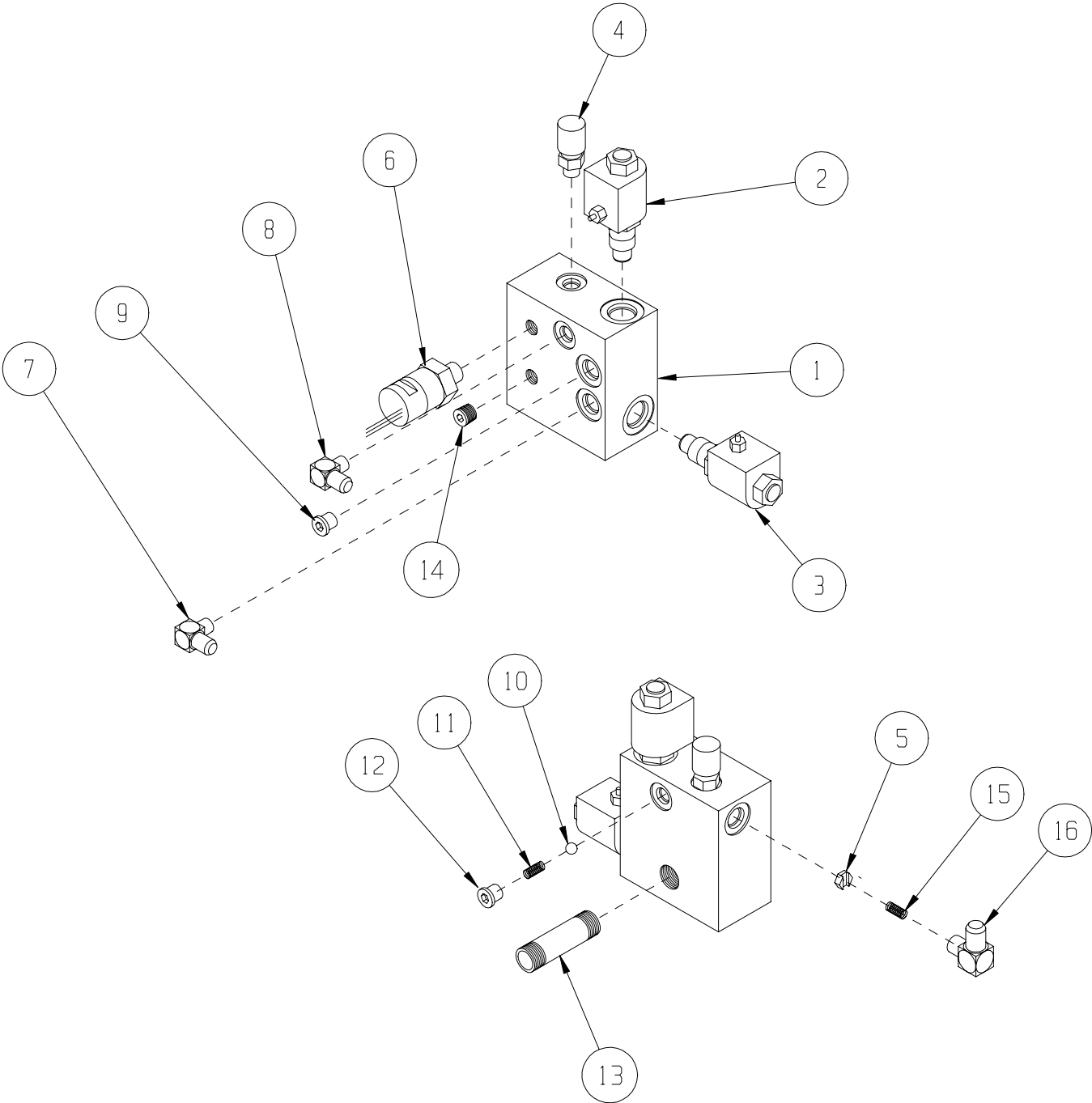
NOTES:

1 ADD LOCKTITE 242 TO ASSEMBLY

Brake Valve Block Assembly

068324-002

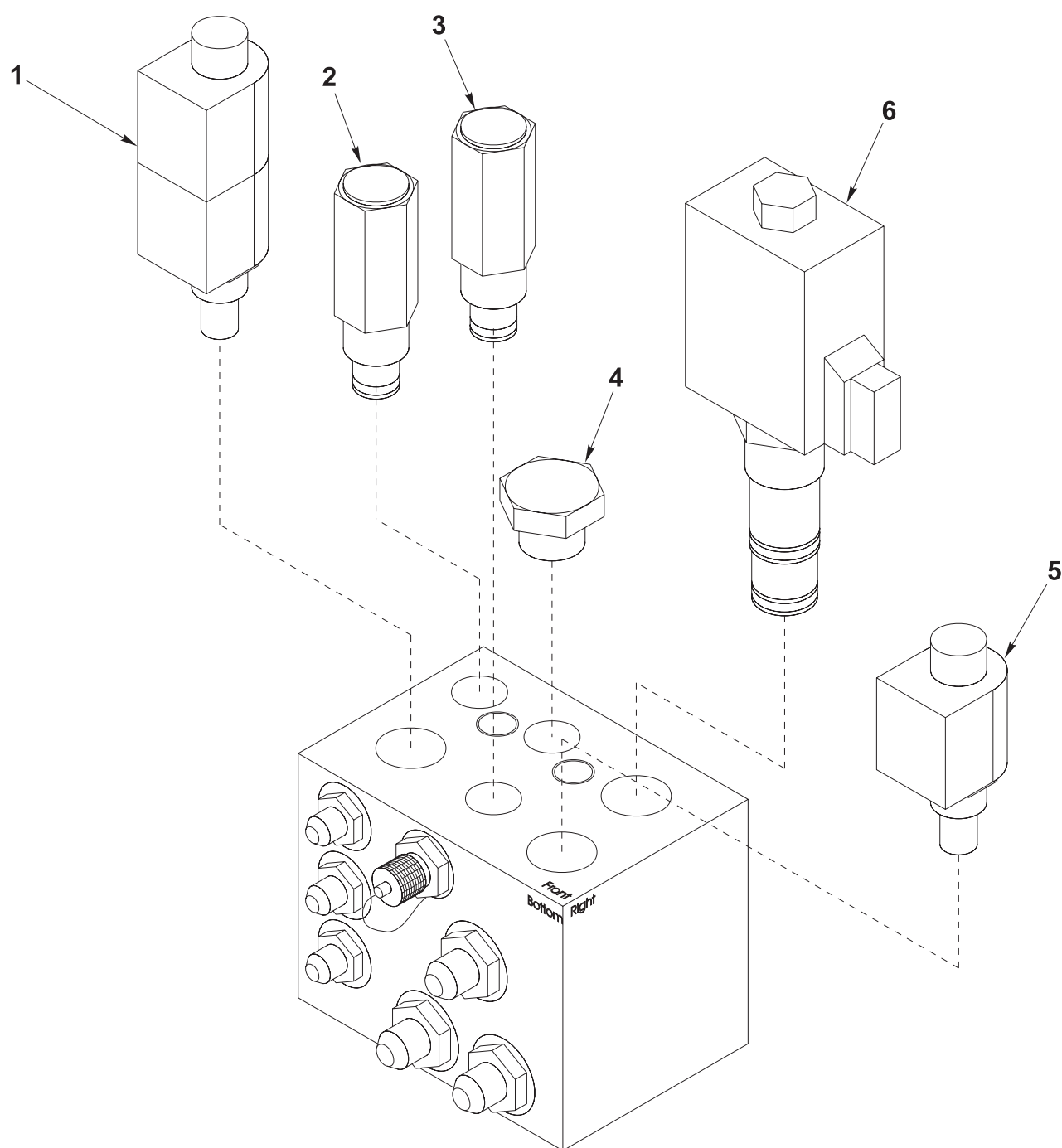
ITEM	PART NO.	DESCRIPTION	QTY	ITEM	PART NO.	DESCRIPTION	QTY
1	068481-000	VALVE BLOCK, BRAKE	1	9	012004-006	PLUG 6MB	1
2	068553-000	VALVE, POPPET N.C. 48VDC	1	10	05135-000	STEEL BALL, 5/16" DIA.	1
3	068674-000	VALVE, POPPET N.O. 48VDC	1	11	013987-009	SPRING, 1/4 DIA. X 19/32 LG.	1
4	063965-001	CONNECTOR, GAGE PORT PLUG	1	12	012004-004	PLUG, #4 SAE	1
5	015919-002	ORIFICE, CESSNA 815	1	13	014021-005	PIPE NIPPLE 1/2" SCH 40 X 2 1/2" LG.	1
6	063921-010	PRESSURE SWITCH,	1	14	011920-002	PLUG, PIPE SOC HD 1/4-18 NPTF	1
7	011934-001	FITTING 90° 4MB-4MJ	1	15	068798-001	SPRING 3/8 OD .035WIRE X 1 1/4 LG	1
8	011934-026	FITTING 4MB-6MJ	1	16	011934-004	FITTING, 90° 6MB-6MJ	.



Valve Block

067389-000

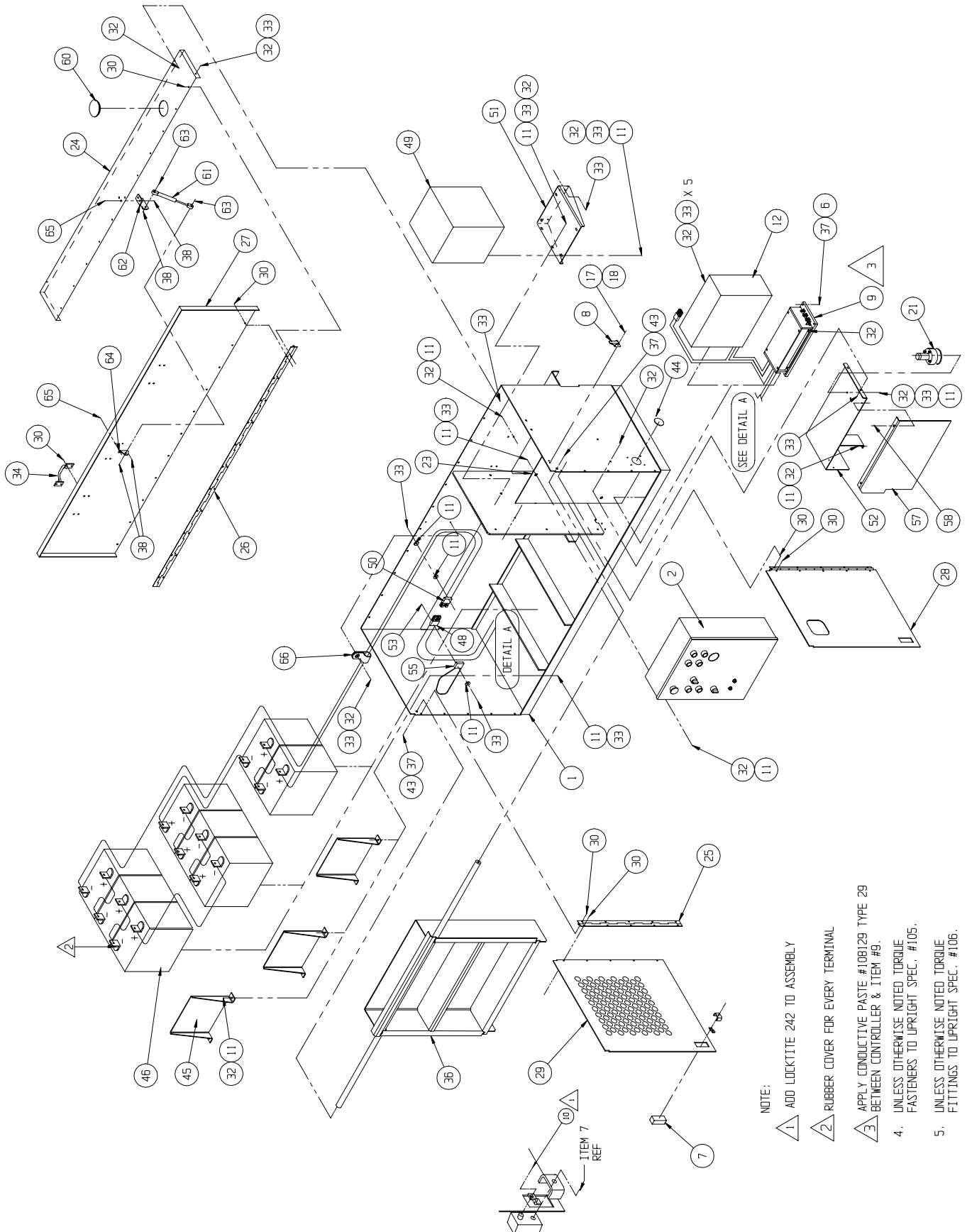
ITEM	PART NO.	DESCRIPTION	QTY
1	067389-005	STEERING SOLENOID	2
2	067389-006	STEERING RELIEF VALVE	1
3	067389-007	LIFT RELIEF VALVE	1
4	067389-008	FLOW CONTROL VALVE	1
5	067389-009	DUMP VALVE	1
6	067389-010	LIFT SOLENOID	1



Control Module Assembly, Electric

067360-008

ITEM	PART NO.	DESCRIPTION	QTY	ITEM	PART NO.	DESCRIPTION	QTY
1	067810-001	CONTROL MODULE WELDMENT	1	37	011254-006	SCREW HHC 3/8-16 X 3/4	6
2	067362-004	CONTROL BOX ASSY	1	38	011248-005	NUT HEX ESNA 5/16-18 UNC	6
7	067629-000	LATCH, FLUSH LIFT & TURN	2	42	011821-004	SCREW BUTT HD. 1/4-20UNC X 1/2	4
8	005299-000	LATCH, TOGGLE	2	43	011240-006	WASHER 3/8 STD FLAT	2
9	068489-001	CONTROL MOUNT	1	44	064462-014	PLUG HOLE	1
10	063947-008	NUT HEX ESNA M8	2	45	067396-000	BATTERY SUPPORT	3
11	011240-004	WASHER 1/4 FLAT	30	46	068568-000	BATTERY	8
12	067387-000	RELAY PANEL ASSY	1	47	068334-010	BATTERY CABLE ASSY X 10	REF
17	011708-004	SCRW MACH RD HD 8-32UNC X 1/2	4	48	068332-004	BATTERY CABLE ASSY	REF
18	011248-002	LOCK NUT, ESMA 8-32UNC	4	49	068574-000	CHARGER	1
21	029945-032	LEVEL SENSOR	1	50	068332-003	BATTERY CABLE ASSY	REF
23	010070-099	SEAL STRIP	0.61 FT	51	067366-000	BATTERY CHARGER BRACKET	1
24	067799-005	MODULE COVER	1	52	067368-000	RELAY COVER	1
25	067808-000	HINGE, 1 1/2 X 23 7/8	2	53	011252-012	SCREW HHC 1/4-20UNC X 1 1/2	4
26	067809-001	HINGE, 1 1/2	1	55	029902-002	CONNECTER HANDLE	1
27	067799-009	MODULE COVER / CONTROL	1	57	067338-001	RELAY COVER	1
28	067800-005	MODULE DOOR, R.H.	1	58	062786-004	SCREW SELF TAP #10	2
29	067800-004	MODULE DOOR, L.H.	1	60	066516-004	PLUG, 4" DIA.	1
30	026554-002	POP RIVET, 1/4 DIA (.251-.375 GRIP)	48	61	063650-012	GAS SPRING	1
32	011252-006	SCREW, HHC 1/4-20 X 3/4	45	62	067495-000	GAS SPRING BRACKET	-
33	011248-004	NUT, 1/4-20 ESNA	41	63	015936-004	SCREW SCoulder 3/8 X 1/2	2
34	025427-002	HANDLE	1	64	067902-000	BRACKET GAS SPRING	1
36	067349-001	STAIR WELDMENT	1	65	011253-008	SCREW HHC 5/16-18 UNC X 1	4

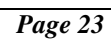


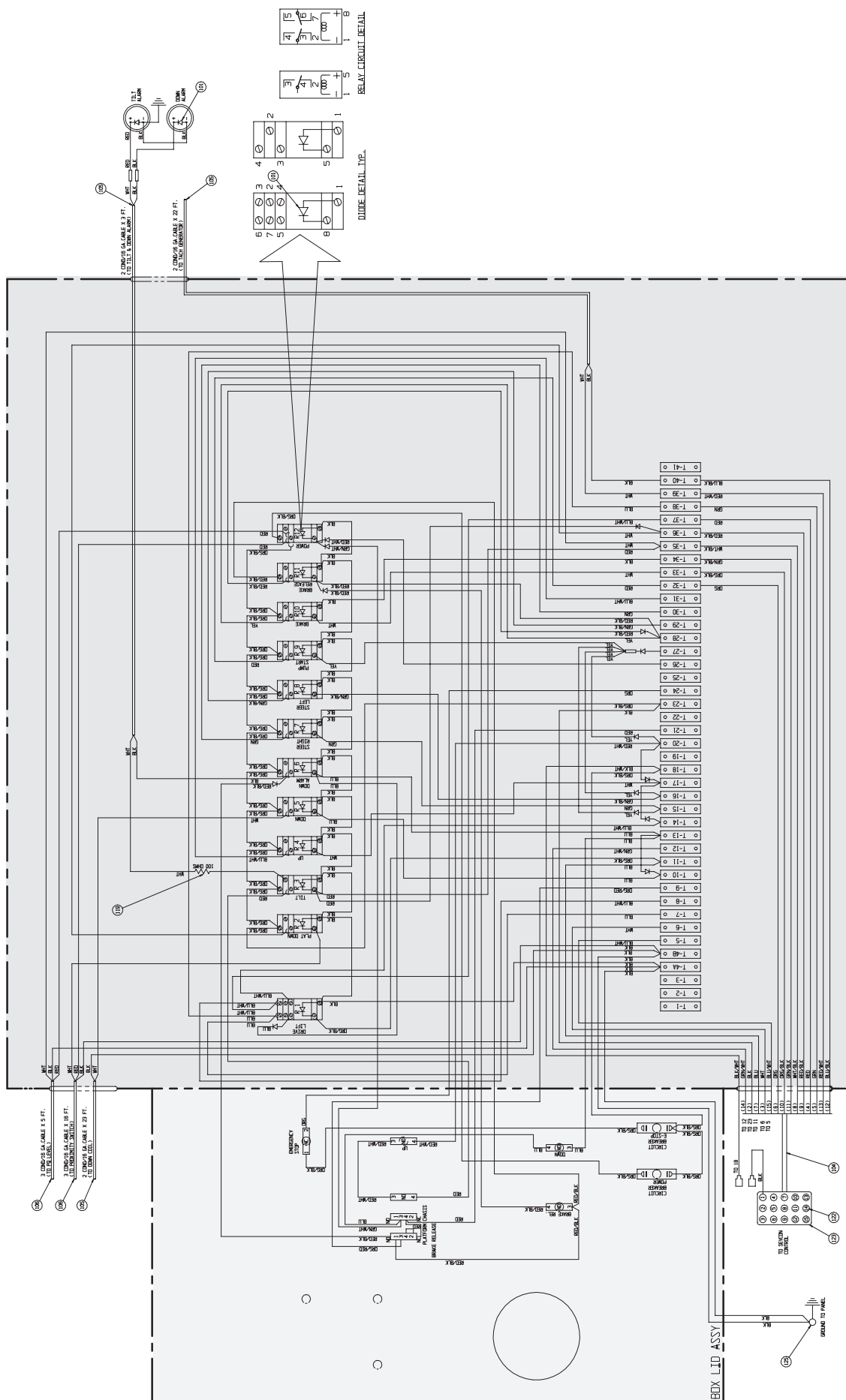
Control Box Assembly, Electric

067362-004

ITEM	PART NO.	DESCRIPTION	QTY
Drawing 1			
1	067825-001	ENCLOSURE	1
2	067363-004	PANEL ASSEMBLY, ELEC.	1
5	066805-011	CONTACT BLOCK, N.C.	1
6	066805-016	PUSH BUTTON, MOM. FLUSH ,GREEN	1
7	066805-009	PUSH BUTTON, MOM. EXT. RED	2
9	066807-003	ALARM, DOWN	1
10	068582-010	CIRCUIT BREAKER, 10 AMP.	2
11	066805-006	PUSH BUTTON, MUSHROOM, RED	1
12	064462-007	HOLE PLUG, 7/8" DIA.	1
13	068588-001	KEY SELECTOR SWITCH, 4 POS.	1
*	068807-010	KEY	1
14	011252-006	SCREW HHC 1/4-20 UNC X 3/4	2
17	029925-010	CABLE CONNECTOR	4
18	029925-000	CABLE CONNECTOR, 1/2"	1
19	029939-003	CONDUIT NUT, 3/4"	4
20	029939-002	CONDUIT NUT, 1/2"	1
21	066807-001	ALARM	2
22	014996-004	WASHER 1/4 SAE	2
23	066516-000	PLUG, HOLE 2.09 DIA.	1
24	064462-029	PLUG, 15/16 DIA. FLUSH	3
25	064462-002	PLUG, 1/2 DIA. FLUSH	1
26	068585-000	FLANGE 5 CONTACT	1
27	066805-010	CONTACT BLOCK N.O.	4
28	066805-012	CONTACT BLOCK N.O. N.C.	2
29	025626-003	10/32 X 3/8 TAPPING SCREW	REF

ITEM	PART NO.	DESCRIPTION	QTY
Drawing 2			
101	029825-002	DIODE 5 AMP	27
102	029610-002	TERMINAL #8 FORK	47
103	029610-003	TERMINAL #6 FORK	40
104	060214-099	WIRE 16 AWG 15 COND	5V FT
105	029496-099	CABLE 2 COND 16GA	31 FT
106	029447-099	CABLE 3 COND 16GA	36 FT
107	05491-099	WIRE 16GA GRN/BLK	3 FT
108	029450-099	WIRE 16GA BLU	8 FT
109	029451-099	WIRE 16GA WHT	6 FT
110	029452-099	WIRE 16GA BLK	8 FT
111	029456-099	WIRE 16GA YEL	4 FT
112	029457-099	WIRE 16GA GRN	3 FT
113	029459-099	WIRE 16GA BLU/WHT	5 FT
114	029357-099	WIRE 16GA ORG/RED	3 FT
115	029477-099	WIRE 16GA ORN/BLK	6 FT
116	029478-099	WIRE 16GA RED/BLK	5 FT
117	029482-099	WIRE 16GA GRN/WHT	4 FT
118	029483-099	WIRE 16GA RED/WHT	4 FT
119	029731-012	RESISTOR, 100 OHM	1
120	029620-002	CONN 16GA BUTT	12
121	029931-003	CONN. FEM. PUSH 14-16 GA. .25"	4
122	063956-002	CONNECTOR PIN	15
123	063956-006	PLUG 15 POSITION	1
124	029620-003	CONN. 10 GA. BUTT.	1
125	029601-013	CONN #10 RING	1

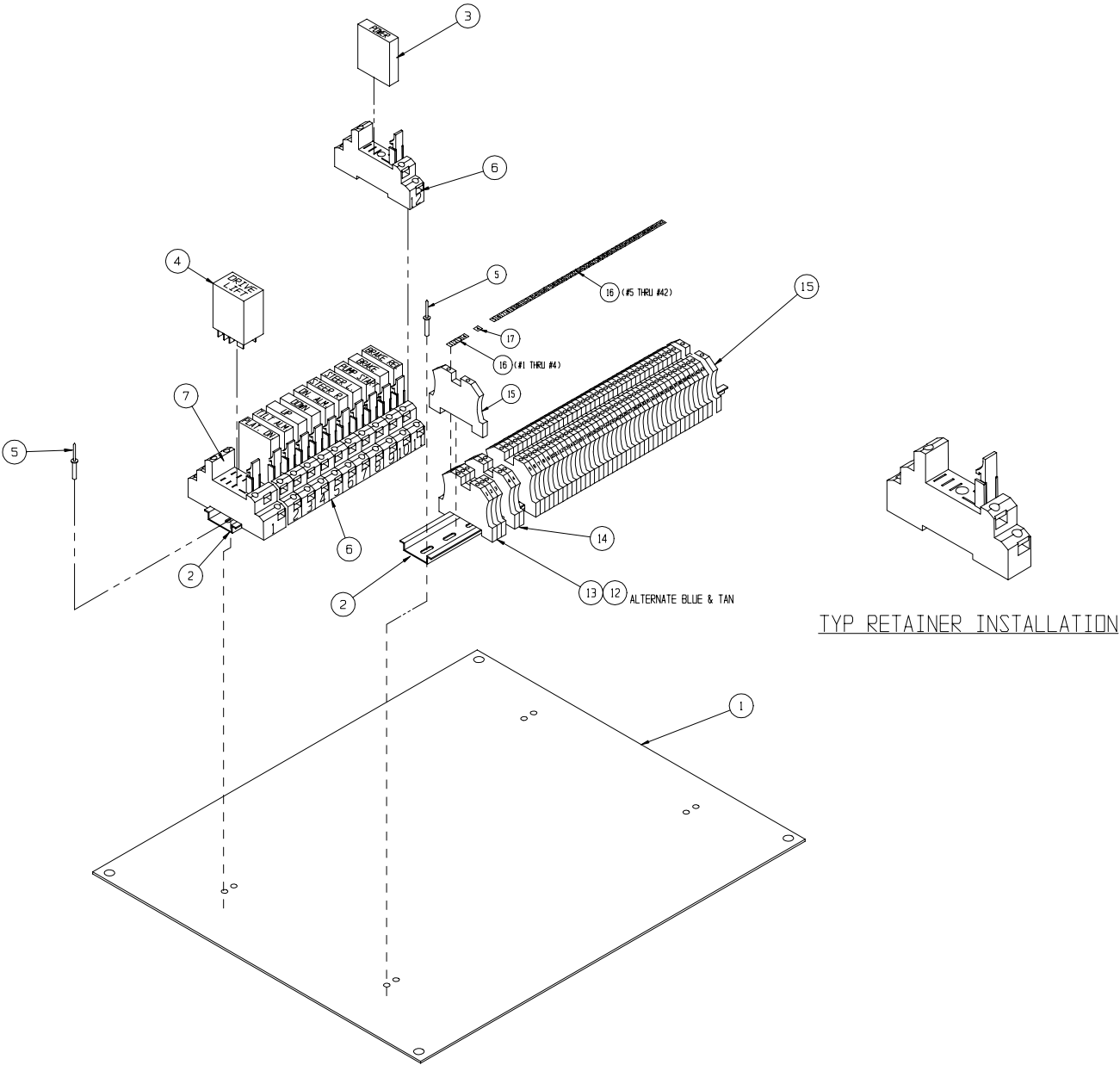




Panel Assembly, LX Electric
067363-006

ITEM	PART NO.	DESCRIPTION	QTY
1	067727-001	PLATE, MOUNTING	1
2	067893-007	MOUNTING RAIL, 12-3/4"	2
3	069297-000	RELAY, SPDT	11
4	069297-001	RELAY, DPDT	1
5	026551-007	POP RIVET, 1/8 (G) .251/.312	4
6	069298-000	SOCKET, RELAY SPDT	11
7	069298-001	SOCKET, RELAY DPDT	1

ITEM	PART NO.	DESCRIPTION	QTY
12	067660-001	TERMINAL BLOCK, TAN	20
13	067660-002	TERMINAL BLOCK, BLUE	21
14	067660-003	TERMINAL BLOCK, GROUND GRN/YEL	2
15	067660-006	END BRACKET	2
16	067660-050	MARKING TAGS #1 - 42	1
17	067660-051	MARKING TAG #4	1/50



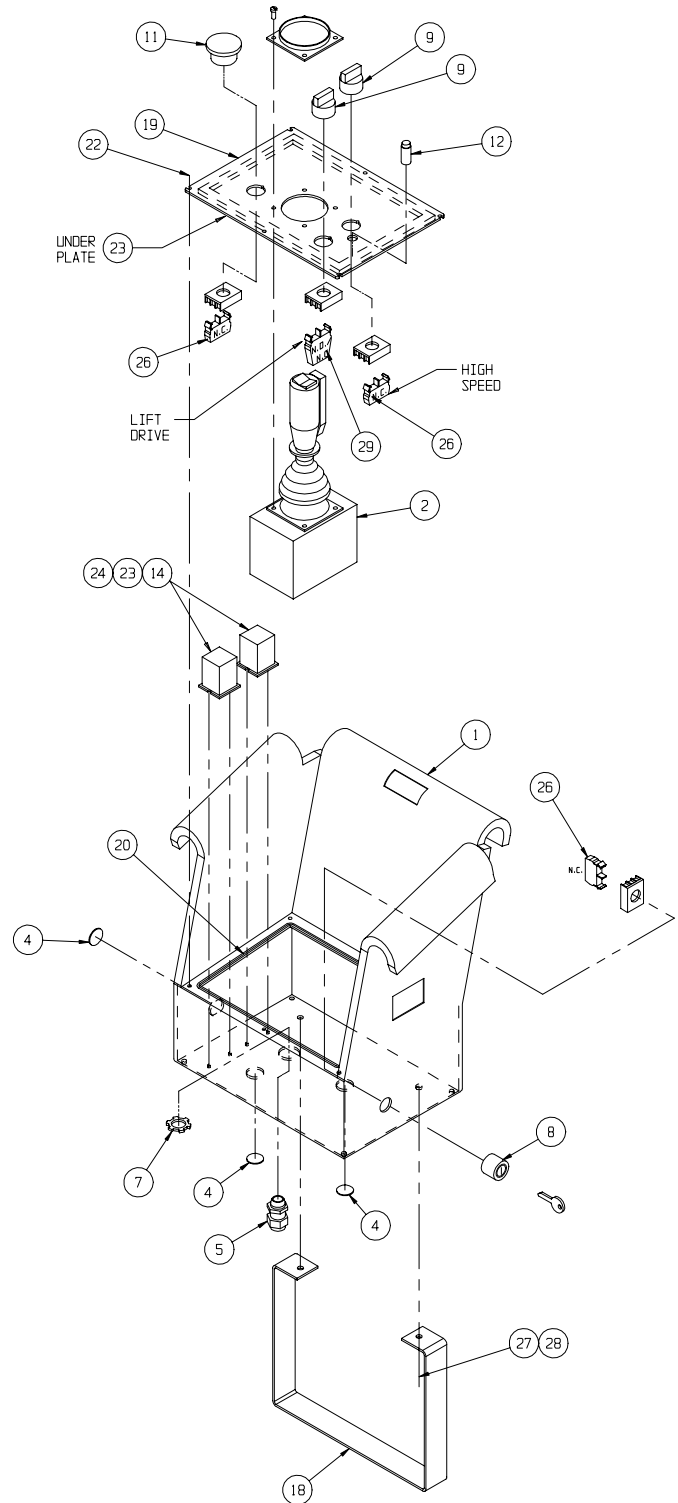
TYP RETAINER INSTALLATION

Controller Assembly, 48V Electric

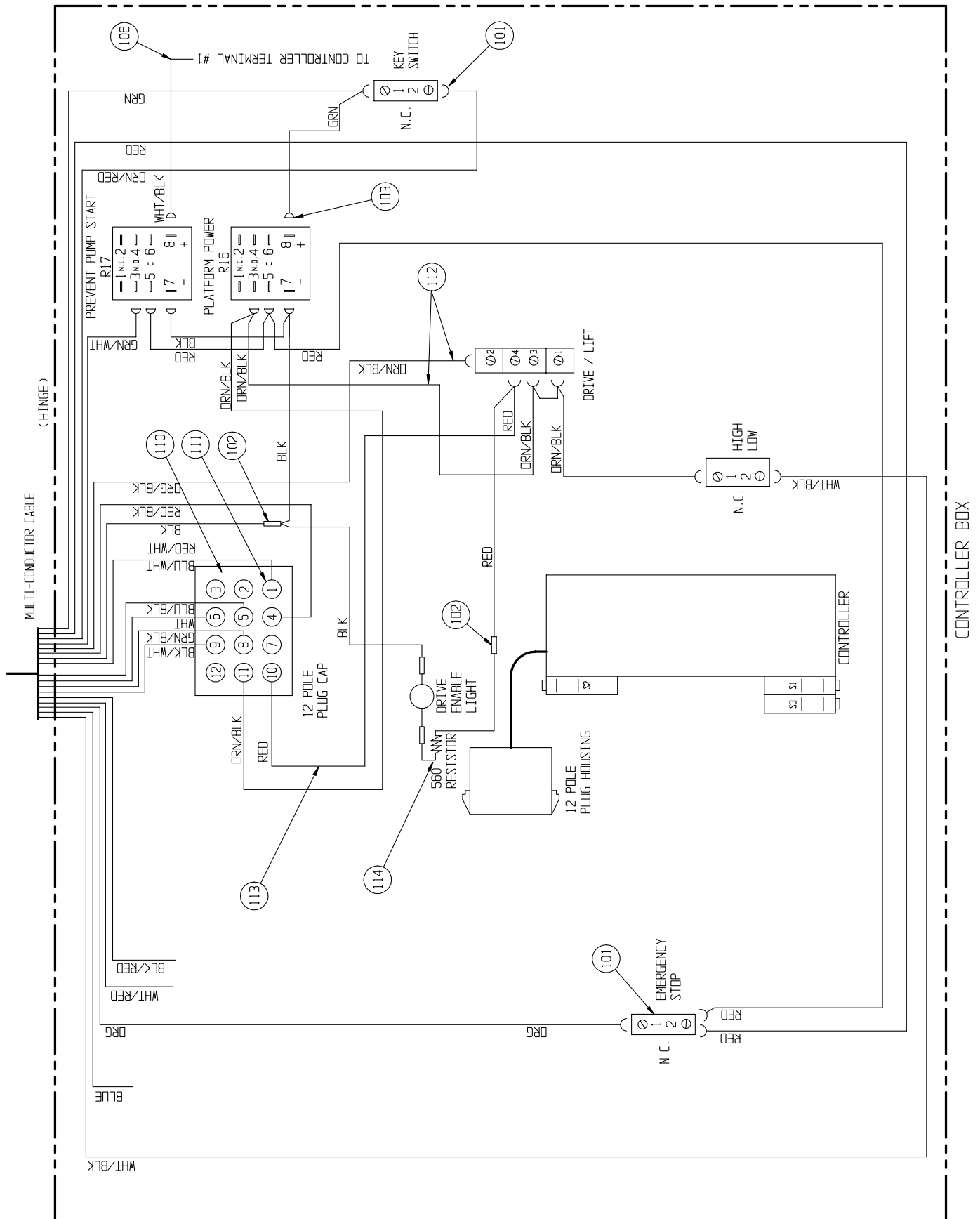
067384-001

Drawing 1 of 2

ITEM	PART NO.	DESCRIPTION	QTY
Drawing 1			
1	067487-000	LX CONTROL BOX	1
2	067385-000	CONTROLLER 48V	1
*	066786-016	BOOT, ROCKER SWITCH	1
*	066786-024	STEERING MICRO SWITCH	2
*	066544-013	BOOT, HANDLE	1
*	068592-008	DRIVE MICRO SWITCH	3
*	066786-011	HANDLE HALVE, FRONT	1
*	66786-012	HANDLE HALVE, REAR	1
*	066786-013	GASKET, HANDLE	2
*	066786-013	GASKET, HANDLE	2
4	063926-011	CAP PLUG	2
5	029925-011	CABLE CONNECTOR, 3/4"	1
7	029939-003	CONDUIT NUT, 3/4"	1
8	068807-000	KEY OPERATE	1
-	068807-010	KEY	1
9	066805-002	SELECTOR SWITCH	2
11	066805-006	MUSHROOM BUTTON RED	1
12	068133-001	INDICATOR LIGHT GRN	1
14	063951-003	RELAY	2
18	067483-000	CONTROLLER SUPPORT	1
19	067486-001	COVER PLATE, CONTROLLER BOX	1
20	068889-099	WEATHERSTRIP 1/2 X 3/16 FOAM	3 FT
22	010952-004	SCREW BUTT HD TORX 10-24UNC X 1/2	6
23	011715-004	SCREW, #6-32 X 1/2	4
24	011248-047	LOCKNUT, #6-32	4
26	066805-011	CONTACT BLOCK N.C.	4
27	011252-006	SCREW, 1/4-20 UNC HEX HEAD CAP x 3/4	2
28	011248-004	LOCKNUT, 1/4-20 UNC	2
29	066805-012	CONTACT BLOCK, DOUBLE, N.C.-N.O.	1
Drawing 2			
101	029610-004	CONNECTOR FORK TERM 12-10 GA. #10	15
102	029620-002	CONNECTOR BUTT. 16-14 GA.	4
103	029615-002	CONNECTOR FEMALE PUSH 16-14 GA.	8
104	029452-099	WIRE 16 GA. BLACK	1 FT
105	029450-099	WIRE 16 GA. BLUE	1 FT
106	029479-099	WIRE 16 GA. WHT/BLK	1 FT
109	029453-099	WIRE 16 GA. ORG	1 FT
110	063956-003	PLUG, HOUSING	1
111	063956-010	PIN, CONTACT MALE	11
112	029477-099	WIRE 16 GA. ORG/BLK	1 FT
113	029454-099	WIRE 16 GA. RED	2 FT
114	029731-008	RESISTER	1



Drawing 2 of 2

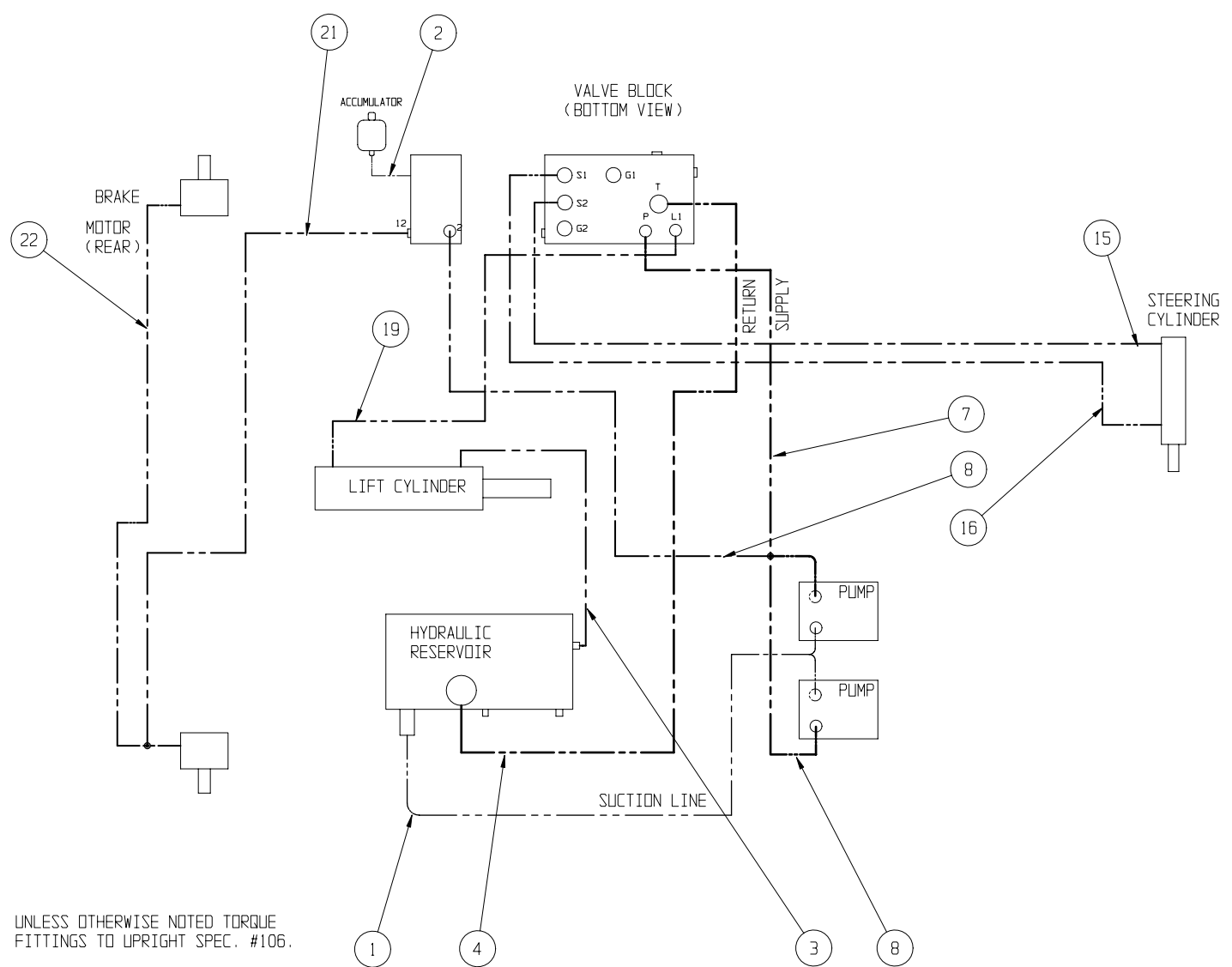


Hose Installation

067383-010

ITEM	PART NO.	DESCRIPTION	QTY
1	100118-024	1 HOSE ASSY X 24 16FJX-16FJX 90°	1
2	068763-040	1/4 HOSE ASSY X 40 4FJ X 6FJX	1
3	068745-334	3/8 HOSE ASSY X 334 6FJX-6FJX	1
4	068745-062	3/8 HOSE ASSY X 62 6FJX-6FJX	1
7	068745-035	3/8 HOSE ASSY X 35 6FJX-6FJX	1
8	068745-023	3/8 HOSE ASSY X 23 1/2 6FJX-6FJX	2

ITEM	PART NO.	DESCRIPTION	QTY
15	067683-117	3/8 HOSE ASSY X 117 6FJX-6FJX45°	1
16	067683-126	3/8 HOSE ASSY X 126 6FJX-6FJX45°	1
19	067684-236	3/8 HOSE ASSY X 236 6FJX-6FJX	1
21	065234-093	1/4 HOSE ASSY X 93 4FJX-4FJX	1
22	065234-062	1/4 HOSE ASSY X 62 4FJX-4FJX	1



Tire and Wheel Assembly

067655-001 / 068327-000 / 067910-001

067665-004 | Front

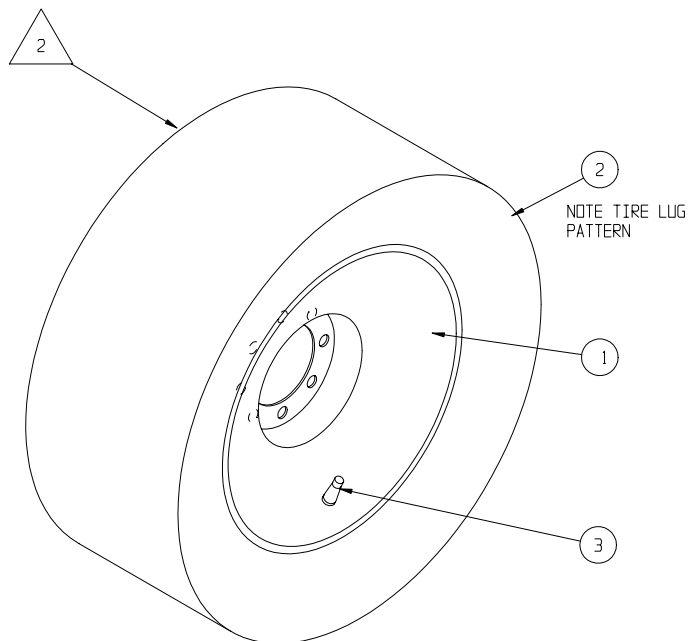
ITEM	PART NO.	DESCRIPTION	QTY
1	067609-001	WHEEL, 16.5 X 8.25 8 HOLE, 8 BC	1
2	068555-000	TIRE, 9.5 X 16.5 NHS 10 PLY	1
3	012282-001	VALVE STEM	1

068327-000 | Rear

ITEM	PART NO.	DESCRIPTION	QTY
1	068555-000	TIRE 16.5 X 9.50 10 PLY	1
2	067609-000	WHEEL 16.5 X 8.25, 6 HOLE ON 6" B.C.	1
3	012282-001	VALVE STEM	1

067910-001 | Poly Fill Option

ITEM	PART NO.	DESCRIPTION	QTY
1	067665-005	POLY FILL TIRE & WHEEL ASSY-FRONT	2
2	068327-003	POLY FILL TIRE & WHEEL ASSY- REAR	2



NOTES:

1. FILL TIRE & WHEEL ASSY WITH 60-64 FL. OZ. OF TRAC SEAL (OR EQUIV) TIRE SEALANT. INFLATE TO 75 PSI MIN TIRE PRESSURE. -TRAC SEAL REQ. WT.= 6.5 LBS (REF)

2. BRAND BACKSIDE OF TIRE/WHEEL ASSY AS FOLLOWS:
"UPRIGHT 6KT"
SPACE
LAST DIGIT OF YEAR WHEN TIRE WAS FILLED.
TIRE SEALANT
LETTER CORRESPONDING TO MONTH: (JAN=A ETC)

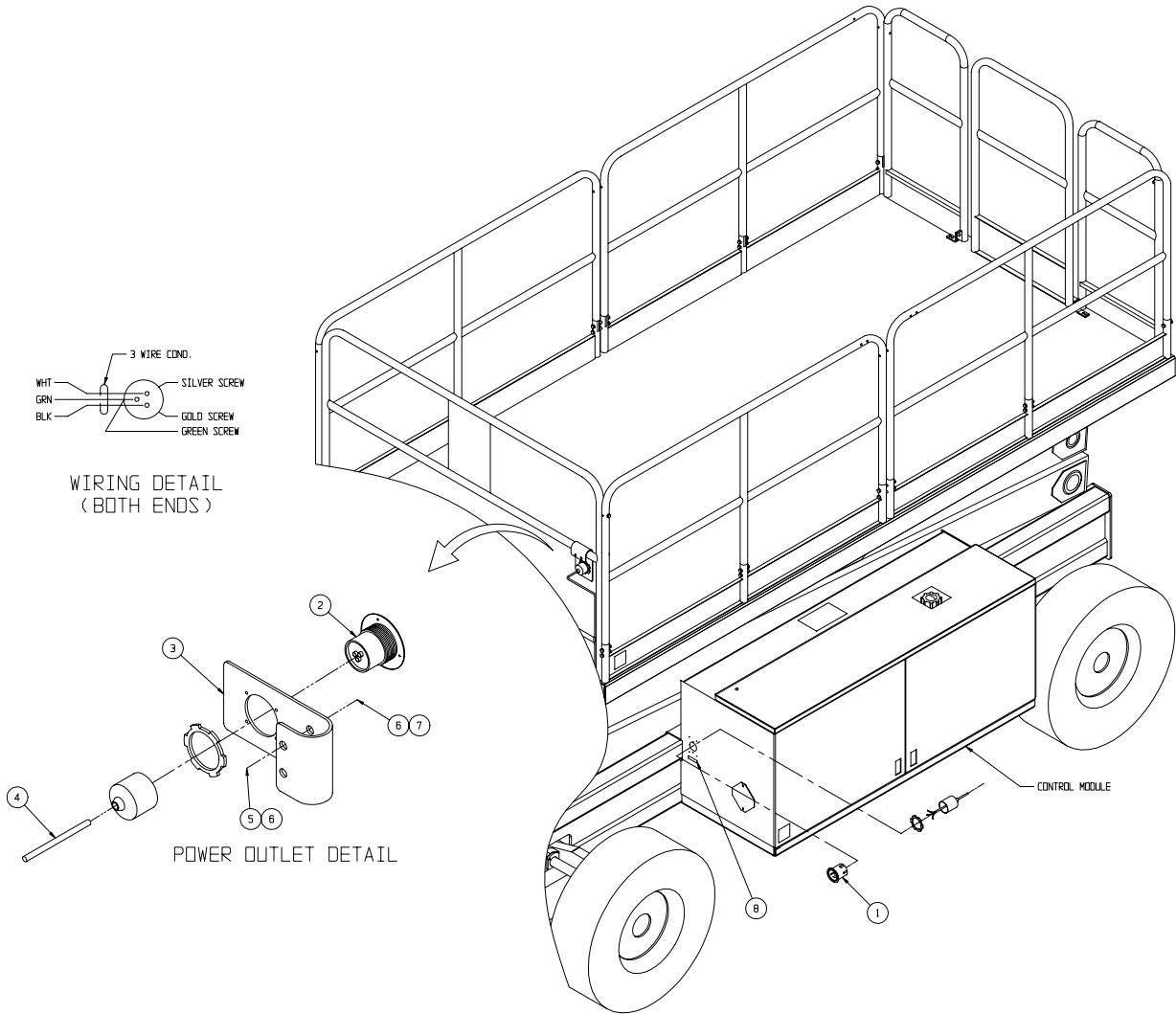
Power to Platform
067907-010/-011

LX31 | 067907-010

ITEM	PART NO.	DESCRIPTION	QTY
1	067336-000	PLUG INLET W/BOOT, MALE	1
2	067336-001	PLUG INLET W/BOOT, FEMALE	1
3	030719-004	110 VAC BRACKET	1
4	029495-099	WIRE 14 GA 3-COND	60 FT
5	011254-020	SCREW, HHC GRD5 3/8-16UNC X 2 1/2	2
6	011240-006	WASHER, 3/8, STD FLAT	4
7	011248-006	NUT, HEX, ESNA, 3/8-16	2
8	068639-000	LABEL-POWER TO PLATFORM	1

LX41 | 067907-011

ITEM	PART NO.	DESCRIPTION	QTY
1	067336-000	PLUG INLET W/BOOT, MALE	
2	067336-001	PLUG INLET W/BOOT, FEMALE	
3	030719-004	110 VAC BRACKET	
4	029495-099	WIRE 14 GA 3-COND	72 FT
5	011254-020	SCREW, HHC GRD5 3/8-16UNC X 2 1/2	
6	011240-006	WASHER, 3/8, STD FLAT	
7	011248-006	NUT, HEX, ESNA, 3/8-16	
8	068639-000	LABEL-POWER TO PLATFORM	



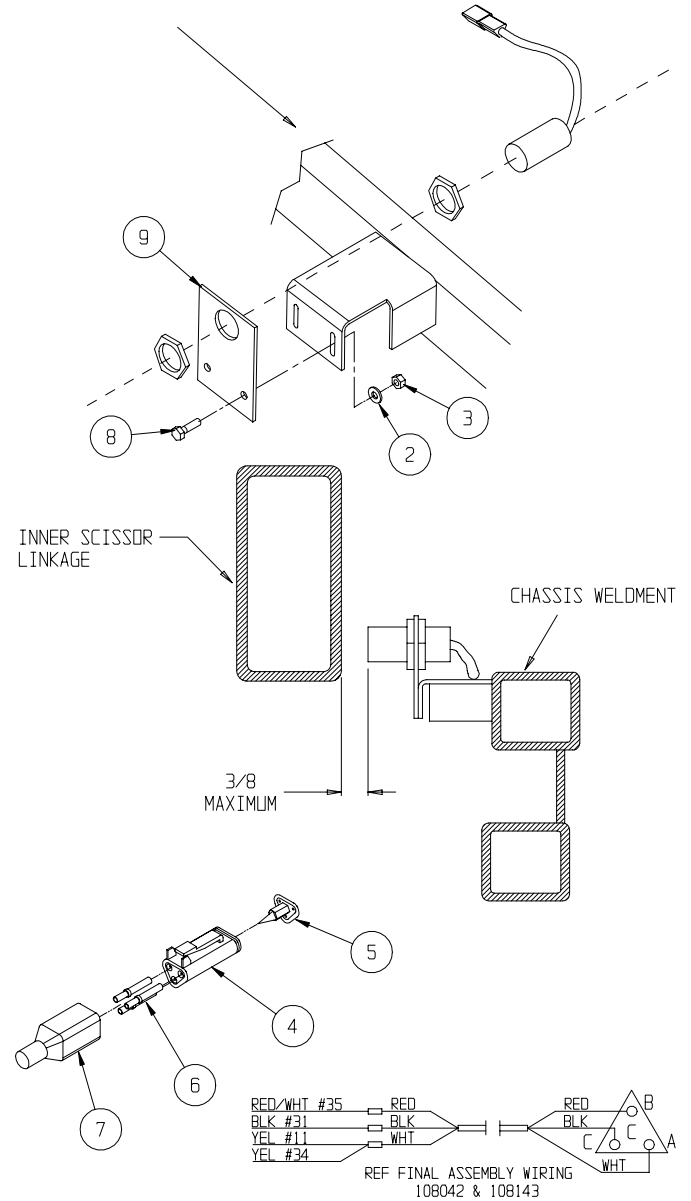
Proximity Switch Installation

108040-010

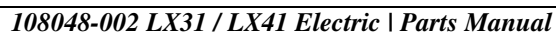
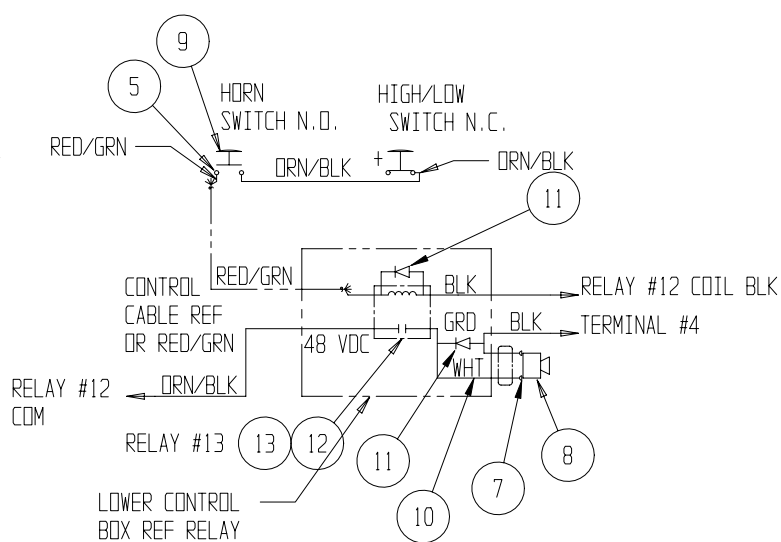
ITEM	PART NO.	PART/MATERIAL DESCRIPTION	QTY
1	067193-001	IND. PROX. SWITCH TURK#BI10-M30-VP4X	1
2	014996-004	WASHER - 1/4" FLAT	2
3	011248-004	LOCKNUT 1/4-20 UNC ESNA	2
4	067456-001	RECEPTACLE 3 PIN DT04-3P-E004	1
5	067456-003	WEDGE LOCKING W3P-P012	1
6	068762-000	PIN CONTACT 0460-215-16141	3
7	068908-005	BOOT 3 PIN DT 3P-BT	1
8	011252-008	SCREW - 1/4-20 UNC X 1" LG.	2
9	108141-001	BRACKET - PROX. DOWN SWITCH	1

NOTE: ADJUST SWITCH TO OPEN AT LESS THAN 2 FEET OF PLATFORM LIFT

LOCATION: UNDER SCISSOR STACK NEAR THE FRONT RIGHT CORNER OF THE CHASSIS.



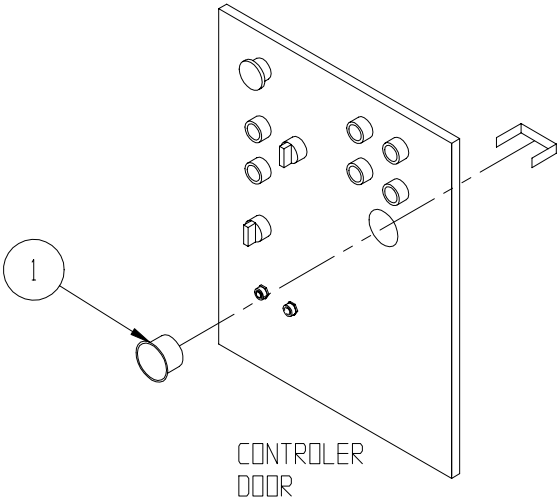
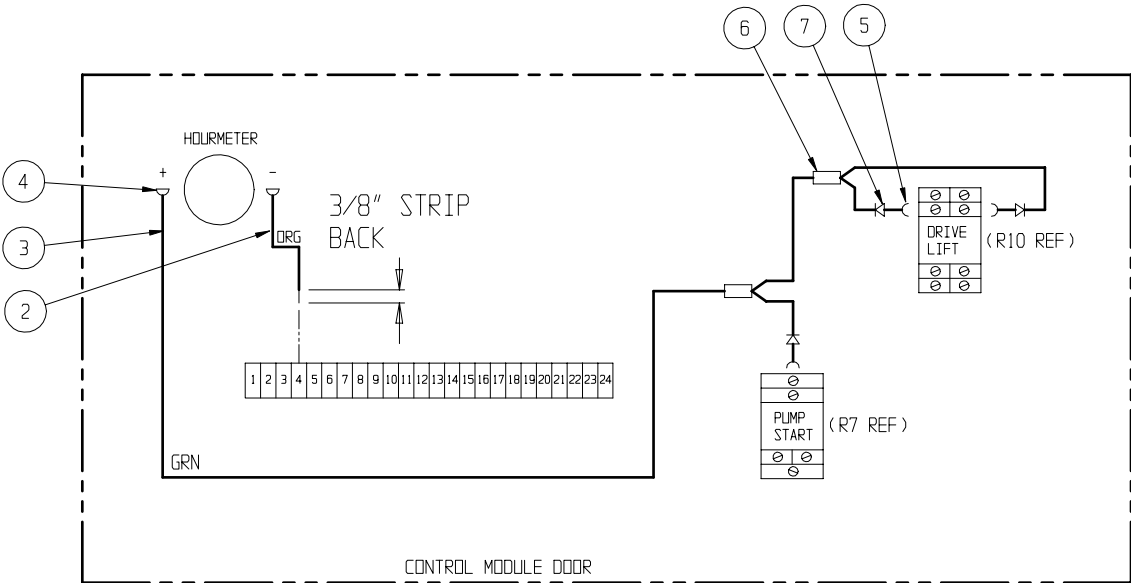
ITEM	PART NO.	DESCRIPTION	QTY
9	063917-000	SWITCH PUSHBUTTON	1
10	029496-099	WIRE 16AWG X 2 COND	2 FT
11	029825-002	DIODE	2
12	069247-000	RELAY SP N.O.	1
13	069298-000	RELAY SOCKET	1



Hour Meter – Option
067949-001

ITEM	PART NO.	DESCRIPTION	QTY
1	015752-000	HOURLMETER	1
2	029453-099	WIRE 16 AWG ORG	3 FT
3	029457-099	WIRE 16 AWG GRN	5 FT
4	029931-003	CONNECTOR FM 16-14	2

ITEM	PART NO.	DESCRIPTION	QTY
5	029610-002	CONNECTOR FORK #8 16-14	3
6	029620-002	CONNECTOR BUTT 16-14	2
7	029825-002	DIODE 3 AMP	3



Slide-Out Deck, Rear – Option

067866-038/-039

LX31 | 067866-038

ITEM	PART NO.	DESCRIPTION	QTY
2	067787-002	SLIDE-OUT DECK WELDMENT	1
3	067760-004	WHEEL, SLIDE-OUT DECK	2
4	066192-000	SLIDE BLOCK	2
5	067720-002	ROLLER	2
6	067761-000	PIVOT PUSH BAR	2
7	108144-000	GUARDRAIL WELDMENT	1
8	108065-001	GUARDRAIL WELDMENT	1
9	067862-003	HANDLE WELDMENT	2
10	066170-002	WEAR PAD	2
11	067776-001	GUARDRAIL WELDMENT	2
12	067778-000	GUARDRAIL WELDMENT	1
13	067755-001	SWING TUBE	2
14	011848-033	CLEVIS PIN, 1/2" DIA. X 3-1/2	2
16	011757-005	COTTER PIN, RUE RING	2
17	014996-006	WASHER, FLAT 3/8" DIA	17
18	067695-000	SPACER	2
19	011248-006	LOCKNUT, 3/8-16 UNC ESNA	25
21	011254-008	SCR. HHC 3/8-16 UNC X 1	8
23	011254-006	SCR. HHC 3/8-16 UNC X 3/4	8
24	015936-020	SCR. SHOU SS 3/8-16 UNC X 2.5"	4
25	011254-032	SCR HHC 3/8 X 4	2
26	067920-000	SPACER, GUARDRAIL	2
28	011254-018	SCR. HHC 3/8-16 UNC X 2 1/4"	4
29	067867-001	ROLLER BRACKET REAR WELDMENT L.H.	1
30	067867-000	ROLLER BRACKET REAR WELDMENT R.H.	1
32	011254-016	SCR. HHC 3/8 X 2"	2
33	011248-005	NUT HEX 5/16-18 ESNA	10
34	011238-006	WASHER 3/8 SPLIT LOCK WASHER	4
35	010414-006	LOCKING PIN ASSY 3/8 X 2	2
37	011254-020	SCR. HHC 3/8-16 UNC X 2 1/2"	4
38	066198-000	WEAR PAD	2
39	011252-012	SCR. HH 1/4-20 X 1-1/2	4
40	011248-004	1/4-20 ESNA NUT	4
41	067364-001	TUBING, 3/8 I.D. X 2" LG	4
42	067783-006	ROLLER BRACKET	2
43	026553-006	POP RIVET, 3/16 X.38-.50 GRIP	8
44	026553-012	POP RIVET, 3/16 X 1.125 GRIP	4
46	108056-000	PLATE LABEL MOUNT	1
47	101251-001	LABEL, DANGER, MAX LOAD	1
51	066556-000	LABEL, CAUTION DESEND PLTFM	1
55	061683-005	LABEL, UPRIGHT 4 1/2	1
56	067644-002	LABEL, LX 2WD	1
58	101250-010	LABEL, MAX LOAD 1750 lbs	2
65	011246-006	LOCKNUT THIN ESNA 3/8	2
66	014996-005	WASHER, FLAT 5/16	2

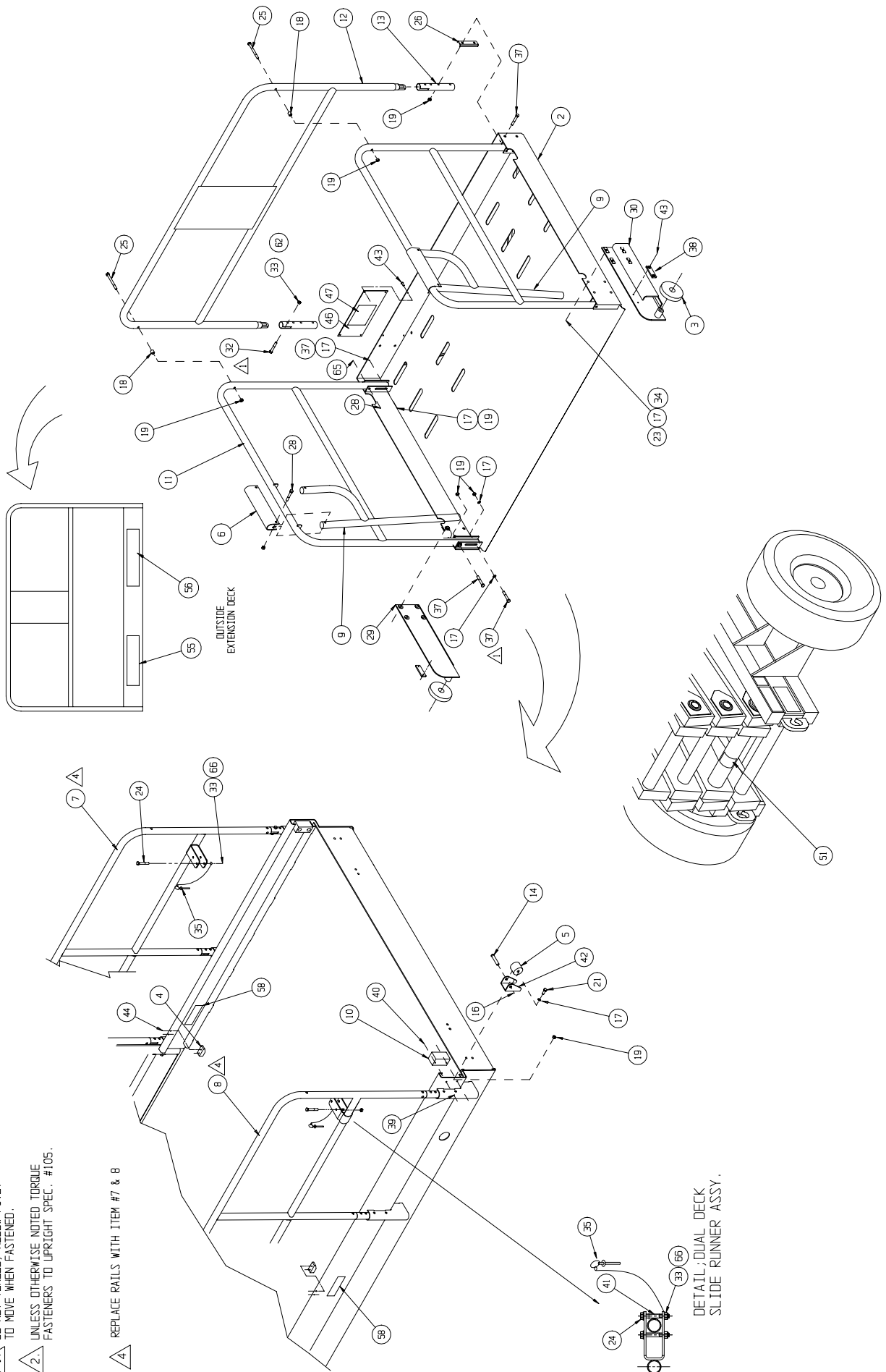
LX41 | 067866-039

ITEM	PART NO.	DESCRIPTION	QTY
2	067787-002	SLIDE-OUT DECK WELDMENT	1
3	067760-004	WHEEL, SLIDE-OUT DECK	2
4	066192-000	SLIDE BLOCK	2
5	067720-002	ROLLER	2
6	067761-000	PIVOT PUSH BAR	2
7	108144-000	GUARDRAIL WELDMENT	1
8	108065-001	GUARDRAIL WELDMENT	1
9	067862-003	HANDLE WELDMENT	2
10	066170-002	WEAR PAD	2
11	067776-001	GUARDRAIL WELDMENT	2
12	067778-000	GUARDRAIL WELDMENT	1
13	067755-001	SWING TUBE	2
14	011848-033	CLEVIS PIN, 1/2" DIA. X 3-1/2	2
16	011757-005	COTTER PIN, RUE RING	2
17	014996-006	WASHER, FLAT 3/8" DIA	17
18	067695-000	SPACER	2
19	011248-006	LOCKNUT, 3/8-16 UNC ESNA	25
21	011254-008	SCR. HHC 3/8-16 UNC X 1	8
23	011254-006	SCR. HHC 3/8-16 UNC X 3/4	8
24	015936-020	SCR. SHOU SS 3/8-16 UNC X 2.5"	4
25	011254-032	SCR HHC 3/8 X 4	2
26	067920-000	SPACER, GUARDRAIL	2
28	011254-018	SCR. HHC 3/8-16 UNC X 2 1/4"	4
29	067867-001	ROLLER BRACKET REAR WELDMENT L.H.	1
30	067867-000	ROLLER BRACKET REAR WELDMENT R.H.	1
32	011254-016	SCR. HHC 3/8 X 2"	2
33	011248-005	NUT HEX 5/16-18 ESNA	10
34	011238-006	WASHER 3/8 SPLIT LOCK WASHER	4
35	010414-006	LOCKING PIN ASSY 3/8 X 2	2
37	011254-020	SCR. HHC 3/8-16 UNC X 2 1/2"	4
38	066198-000	WEAR PAD	2
39	011252-012	SCR. HH 1/4-20 X 1-1/2	4
40	011248-004	1/4-20 ESNA NUT	4
41	067364-001	TUBING, 3/8 I.D. X 2" LG	4
42	067783-006	ROLLER BRACKET	2
43	026553-006	POP RIVET, 3/16 X.38-.50 GRIP	8
44	026553-012	POP RIVET, 3/16 X 1.125 GRIP	4
46	108056-000	PLATE LABEL MOUNT	1
47	101251-001	LABEL, DANGER, MAX LOAD	1
51	066556-000	LABEL, CAUTION DESEND PLTFM	1
55	061683-005	LABEL, UPRIGHT 4 1/2	1
56	067644-004	LABEL, LX 2WD	1
58	101250-011	LABEL, MAX LOAD 1250 lbs	2
65	011246-006	LOCKNUT THIN ESNA 3/8	2
66	014996-005	WASHER, FLAT 5/16	2

NOTES:

1. DO NOT TORQUE, ALLOW PIVOT TO MOVE WHEN FASTENED.
2. UNLESS OTHERWISE NOTED TORQUE FASTENERS TO UPRIGHT SPEC. #105.

REPLACE RAILS WITH ITEM #7 & 8



Platform Assembly, 17 FT Deck – Option

108014-012/-013

108014-012 #1 | LX31

Labels

108014-013 #1 | LX41

108014-012 #2 | LX31

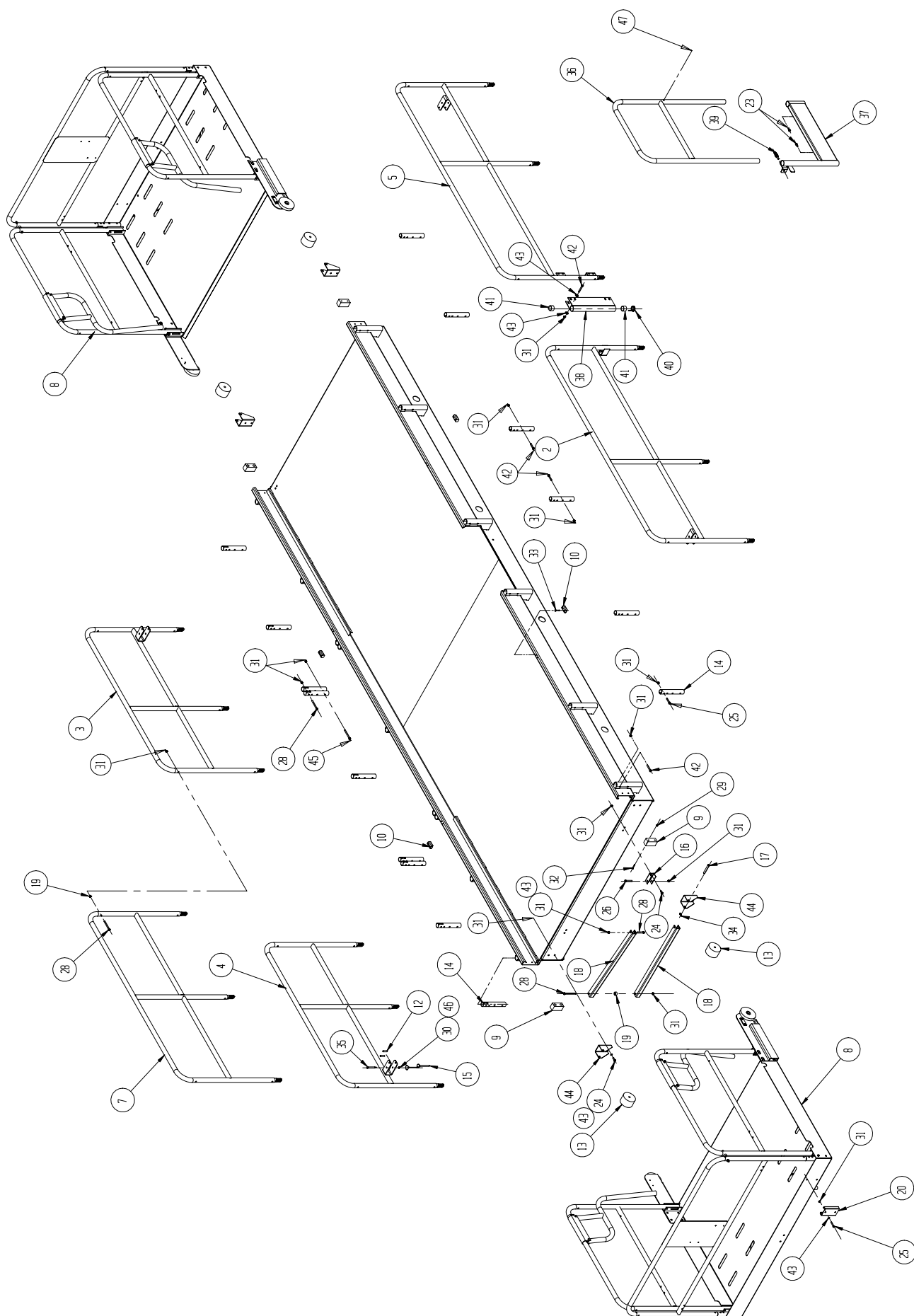
ITEM	PART NO.	DESCRIPTION	QTY
1	108110-001	PLATFORM - 17 FOOT CENTERED	1
2	108103-002	RAIL WELDMENT - SIDE	1
3	108103-001	RAIL WELDMENT - SIDE	1
4	108104-002	RAIL WELDMENT - SIDE	1
5	108104-001	RAIL WELDMENT - SIDE	1
7	108103-003	RAIL WELDMENT - SIDE	1
8	067787-222	DECK ASSY - ROLLOUT	2
9	066170-002	PAD - WEAR	4
10	066192-000	COVER - BLOCK	4
12	067364-000	TUBE - SPACER	8
13	067720-002	ROLLER - SLIDE OUT DECK	4
14	067755-001	TUBE - ADAPTER	15
15	010414-006	LOCKING PIN - ASSEMBLY	4
16	067786-001	BRACKET- CABLE GUIDE	1
17	011254-032	SCREW HCC 1/2-13 X 4 LG	4
18	067818-001	ARM - CABLE GUIDE	2
19	067695-000	SPACER	3
20	063666-004	CHANNEL - WIRE	1
23	011254-006	SCREW HHC 3/8-16 X 3/4 LG	2
24	011254-008	SCREW HHC 3/8-16 X 1	10
25	011254-016	SCREW HHC 3/8-16 X 2	13
26	011254-018	SCREW HHC 3/8-16 X 2 1/4 LG	1
28	011254-032	SCREW HHC 3/8-16 X 4	6
29	011248-004	NUT 1/4-20 ESNA	8
30	011248-005	LOCKNUT 5/16-18	8
31	011248-006	NUT. HEX ESNA 3/8-16	58
32	011252-012	SCREW HHC 1/4-20 X 1 1/2 LG	8
33	026553-012	POP RVT 3/16 - .75-1.25 GRIP	8
34	011248-008	NUT, ESNA 1/2-13	4
35	015936-020	SCREW SHDR 3/8 X 2 1/2	8
36	108062-000	GATE - WELDMENT SIDE	1
37	108063-000	GATE WELDMENT- SIDE LATCH	1
38	108064-000	TUBE WELDMENT- PIVOT SIDE	1
39	003570-005	PIN - RETAINING	1
40	066526-004	SPRING - TORSION	1
41	062642-026	BEARING - 1.375 X 1.5313 X 1	2
42	011254-020	SCREW HHC 3/8-16 X 2 1/2	24
43	014996-006	WASHER 3/8 FLAT	15
44	067783-006	BRACKET - FLANGED ROLLER	4
45	011254-034	SCREW HHC 3/8 X 4 1/4	4
46	014996-005	WASHER, FLAT 5/16	4
47	011739-014	ROLLPIN 3/8 X 1 3/4	1

ITEM	PART NO.	DESCRIPTION	QTY
202	101251-001	LABEL, DANGER, MAX LOAD	1
206	066556-000	LABEL, CAUTION DESEND PLTFM	1
210	061683-005	LABEL, UPRIGHT 4 1/2	1
211	067644-002	LABEL, LX 2WD	1
213	101250-010	LABEL, MAX LOAD 1750 lbs	2

108014-013 #2 | LX41

ITEM	PART NO.	DESCRIPTION	QTY
202	101251-001	LABEL, DANGER, MAX LOAD	1
206	066556-000	LABEL, CAUTION DESEND PLTFM	1
210	061683-005	LABEL, UPRIGHT 4 1/2	1
211	067644-004	LABEL, LX 2WD	1
213	101250-011	LABEL, MAX LOAD 1250 lbs	2

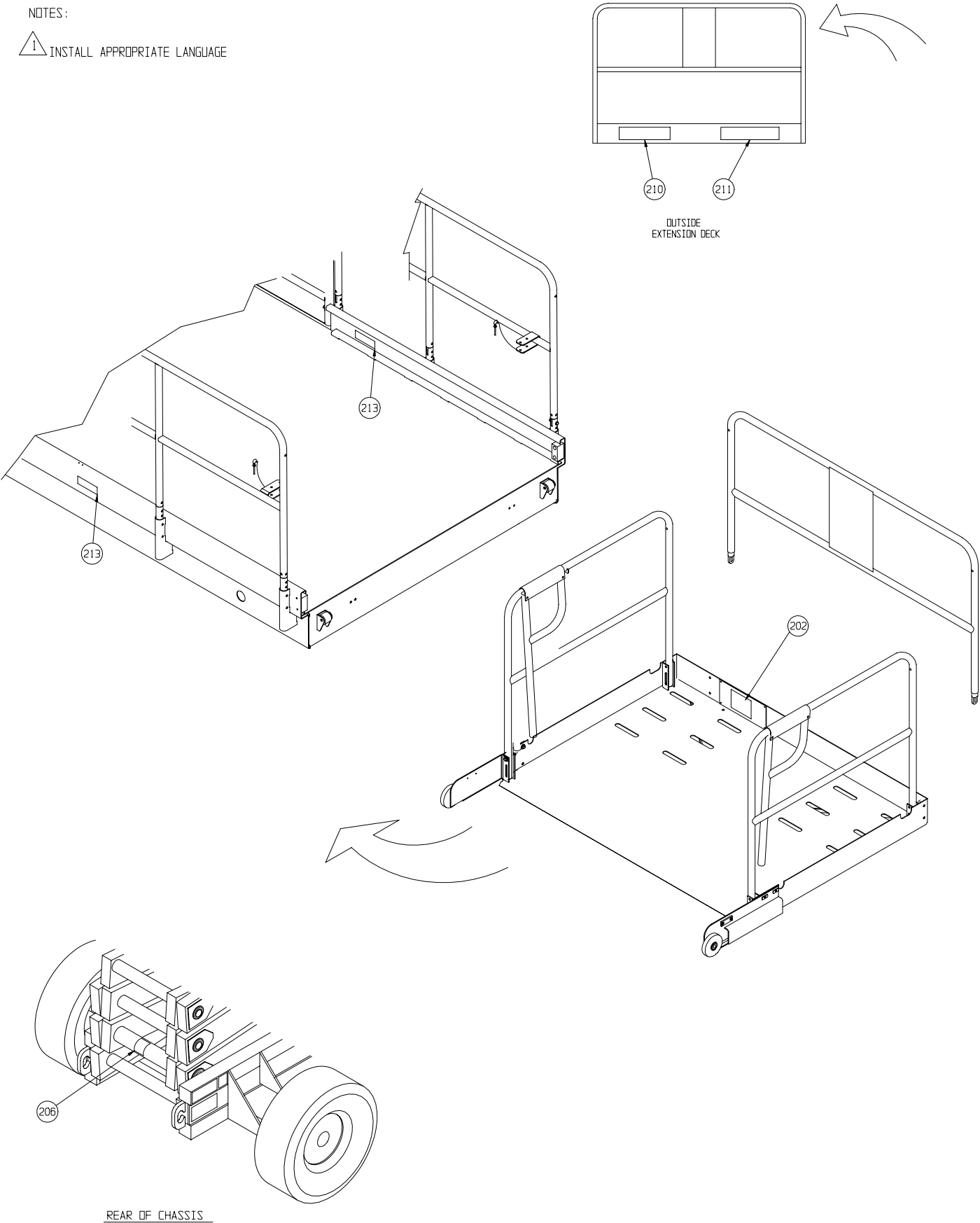
Drawing 1 of 2



Drawing 2 of 2

NOTES:

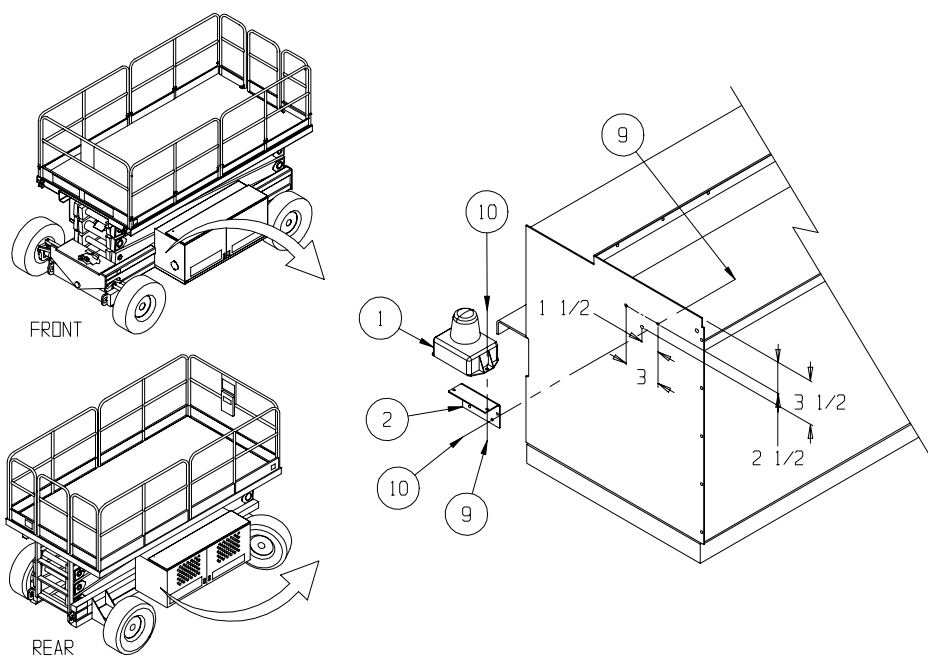
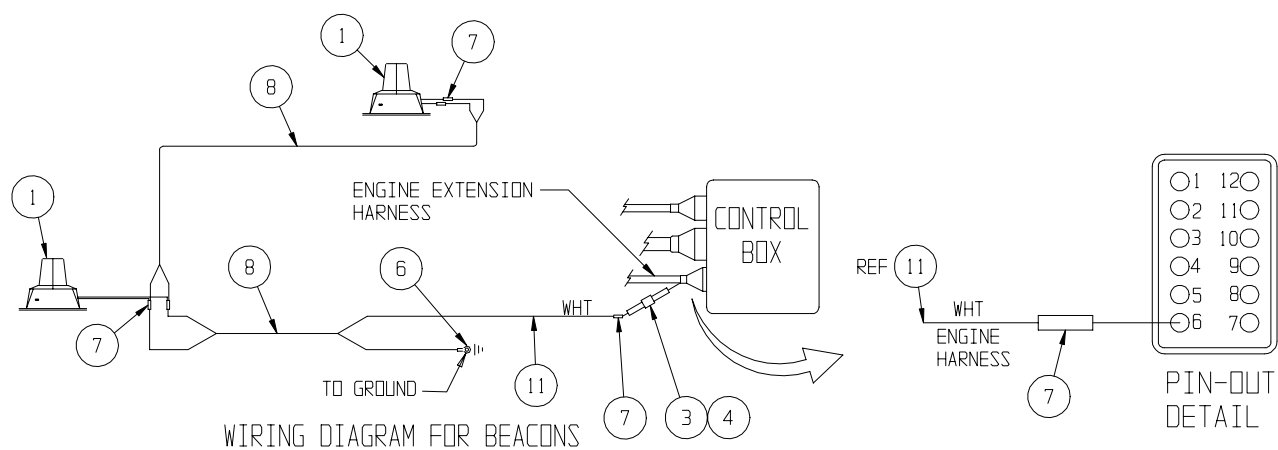
1 INSTALL APPROPRIATE LANGUAGE



Flashing Amber Beacon – Option

067947-010

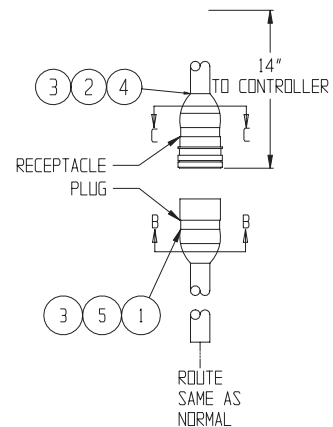
ITEM	PART NO.	DESCRIPTION	QTY	ITEM	PART NO.	DESCRIPTION	QTY
1	012848-004	LIGHT 12-24 VOLT	2	7	029620-002	CONN BUTT 16-14	6
2	063193-000	LIGHT BRACKET	2	8	029496-099	WIRE 16 AWG 2 COND	18 FT
3	029702-000	FUSE HOLDER	1	9	011249-003	NUT HEX ESNA #10-32	4
4	029704-002	FUSE 2 AMP	1	10	011826-004	SCREW MACH.RD.HD. #10-32 X 1/2	4
6	029601-013	CONN RING 16-14 #10	1	11	029451-099	WIRE, 16 GA., WHITE	6 FT



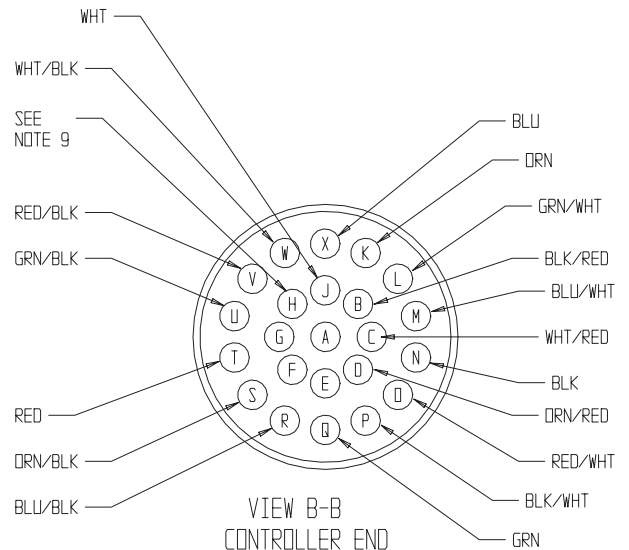
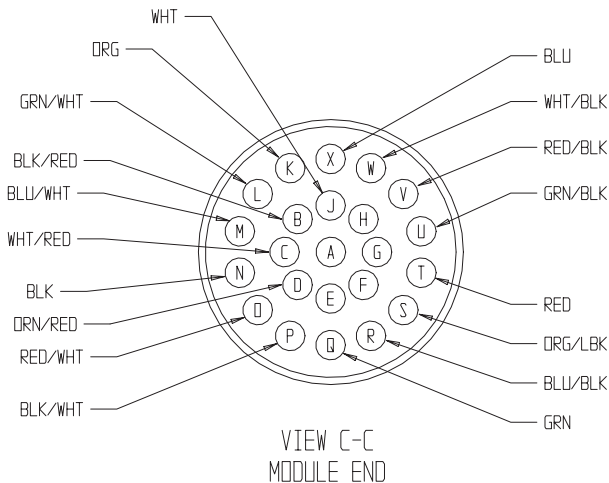
Removable Controller – Option 061898-011

ITEM	PART NO.	DESCRIPTION	QTY
1	065926-010	PLUG CONNECTOR	1
2	015790-004	PIN CONTACT	18
3	068764-000	SEALING PLUG	10
4	065926-015	RECEPTACLE CONNECTOR	1
5	015790-003	SOCKET CONTACT	18

1. CUT OFF CONTROL CABLE 14 INCHES BELOW STRAIN RELIEF ON CONTROLLER.
2. CUT OUTER CABEL COVER OF LINKAGE CABEL BACK APPROXIMATELY 1-1/2 INCH AND STRIP APPROXIMATELY 1/4 INCH OF EACH END.
3. CRIMP SOCKETS (ITEM 5) ONTO WIRE ENDS AND INSERT INTO PLUG. REF. VIEW B-B.
4. CUT OUTER CABEL COVER OF CONTROLLER END BACK APPROXIMATELY 1-1/2 INCH AND STRIP APPROXIMATELY 1/4 INCH OF EACH END.
5. SLIDE BOOT AND CLAMP ONTO CABLE.
6. CRIMP PINS (ITEM 2) ONTO WIRE ENDS AND INSERT INTO RECEPTACLE. REF. VIEW C-C.
7. CLAMP BOOT TO CONNECTOR.
8. CONNECT CONTROLLER AND TEST MACHINE FOR PROPER FUNCTION.
9. USE TERMINAL " H " FOR HORN OPTION OR IF AUX WIRE IS REQUIRED.



NOTE: USE DEUTSCH #HDT-48-00 HAND CRIMPER FOR WIRE TO PIN/SOCKET.



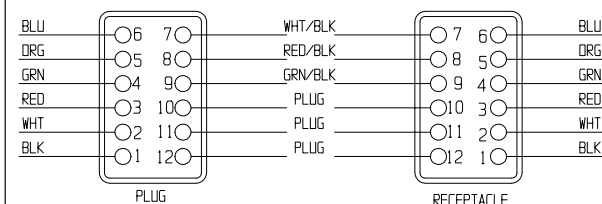
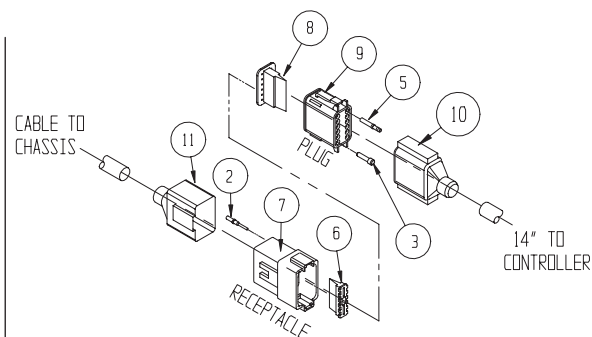
Removable Controller, Outriggers – Option

061898-012

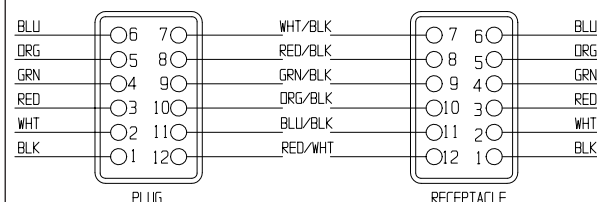
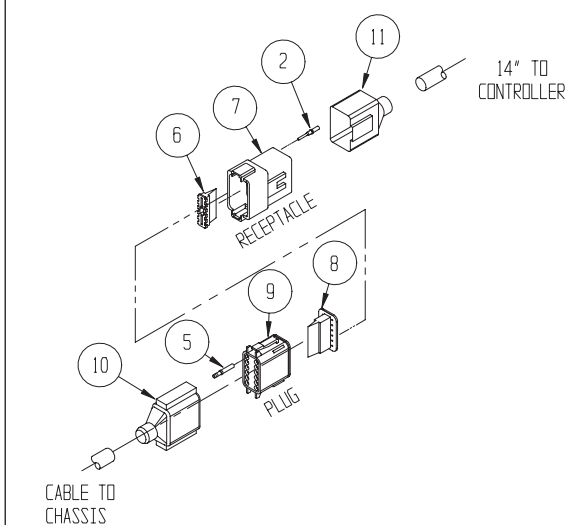
ITEM	PART NO.	DESCRIPTION	QTY
1	065926-010	PLUG CONNECTOR	1
2	015790-004	PIN CONTACT	39
3	068764-000	PLUG SEALING	16
4	065926-015	RECEPTACLE CONNECTOR	1
5	015790-003	SOCKET CONTACT	39
6	068761-000	LOCKING WEDGE-CONN	2

ITEM	PART NO.	DESCRIPTION	QTY
7	068760-001	CONNECTOR-RECEPTACLE	2
8	068761-001	LOCKING WEDGE -CONN	2
9	068760-000	PLUG - CONNECTOR	2
10	068908-000	BOOT ELECT. PLUG	2
11	068908-001	BOOT ELECT. RECEPTACLE	2

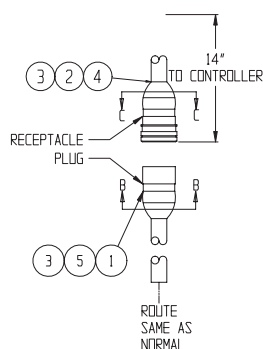
- CUT OFF CONTROL CABLE 14 INCHES BELOW STRAIN RELIEF ON CONTROLLER.
- CUT OUTER CABEL COVER OF LINKAGE CABEL BACK APPROXIMATELY 1-1/2 INCH AND STRIP APPROXIMATELY 1/4 INCH OF EACH END.
- CRIMP SOCKETS (ITEM 5) ONTO WIRE ENDS AND INSERT INTO PLUG. REF. VIEW B-B.
- CUT OUTER CABEL COVER OF CONTROLLER END BACK APPROXIMATELY 1-1/2 INCH AND STRIP APPROXIMATELY 1/4 INCH OF EACH END.
- SLIDE BOOT AND CLAMP ONTO CABLE.
- CRIMP PINS (ITEM 2) ONTO WIRE ENDS AND INSERT INTO RECEPTACLE. REF. VIEW C-C.
- CLAMP BOOT TO CONNECTOR.
- CONNECT CONTROLLER AND TEST MACHINE FOR PROPER FUNCTION.
- USE TERMINAL " H " FOR HORN OPTION OR IF AUX WIRE IS REQUIRED.



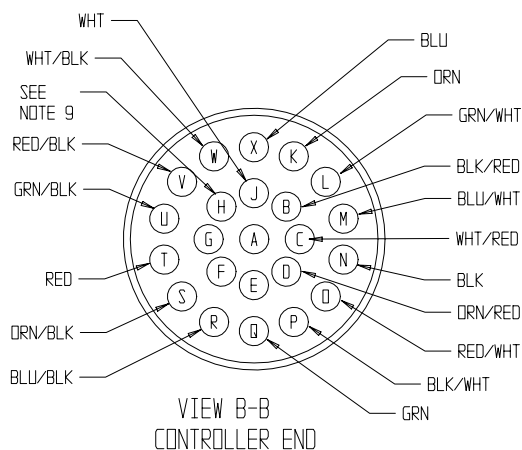
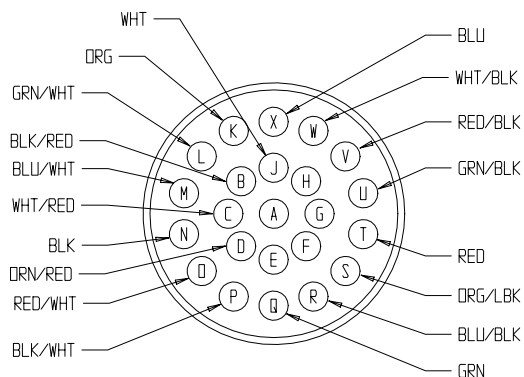
OUTRIGGER CONTROL CABLE



OUTRIGGER INDICATOR LIGHT CABLE



NOTE: USE DEUTSCH #HDT-48-00 HAND CRIMPER FOR WIRE TO PIN/SOCKET. USE #DT-RT1 TOOL TO REMOVE WEDGES IN PLUG & RECEPTACLE.

VIEW B-B
CONTROLLER ENDVIEW C-C
MODULE END

Outriggers – Option

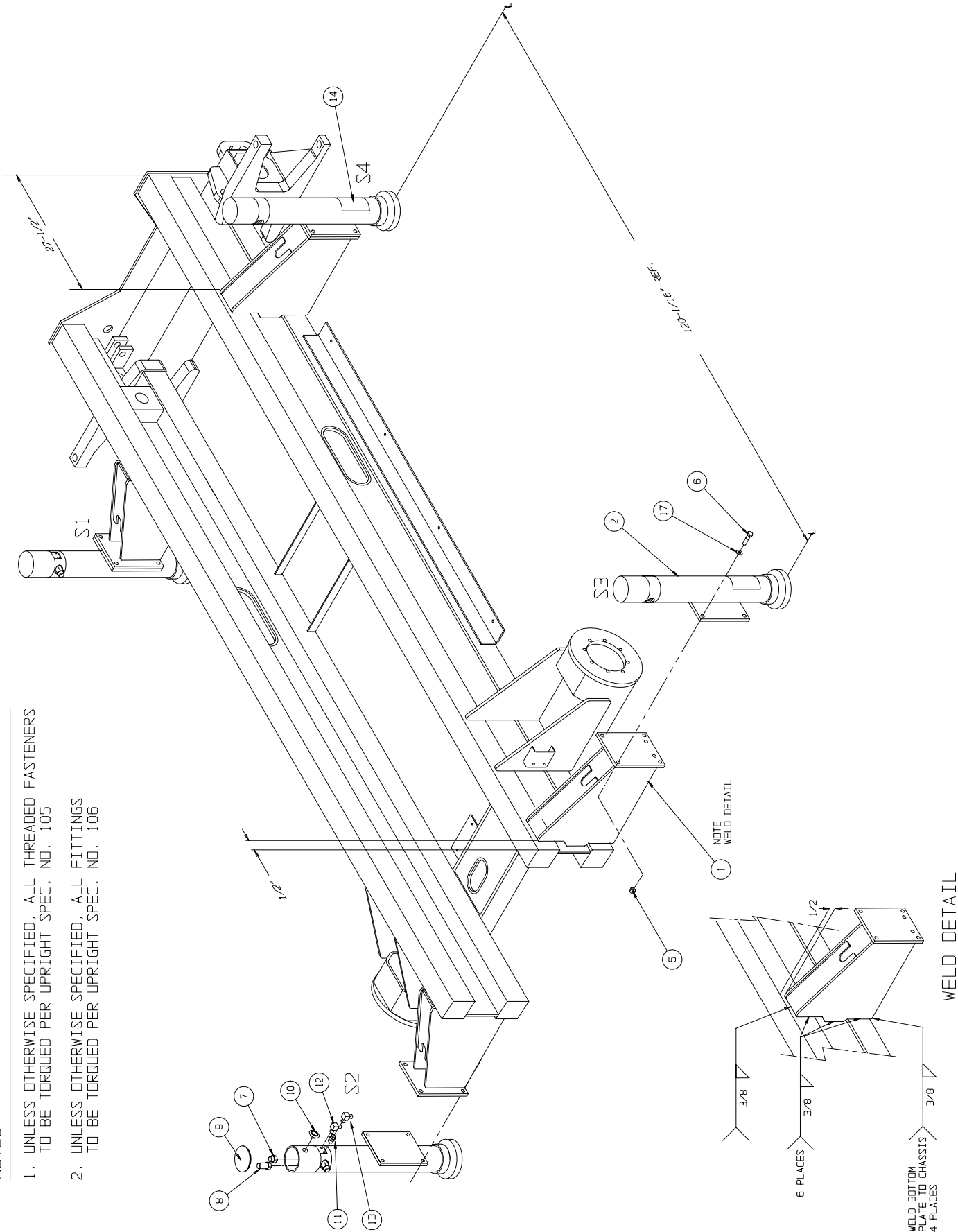
067950-044

ITEM	PART NO.	DESCRIPTION	
Drawing 1			
1	067844-001	OUTRIGGER SUPPORT WELDMENT	REF
2	067840-000	OUTRIGGER CYL.	4
†3	067953-020	HOSE INSTALLATION, LX OUTRIGGER	1
†4	020733-003	FITTING, TEE (SEE HOSE INSTL)	2
5	011248-008	NUT HEX ESNA 1/2-13 UNC	16
6	011256-016	SCREW HHC 1/2-13UNC X 2	16
7	062881-000	SWITCH BALL	REF
8	063921-006	SWITCH PRESS.	REF
9	066516-004	PLUG	4
10	069218-000	GROMMET, CAPLUG #GRO-1/2-UL	4
11	011941-005	FITTING 6MB-6MJ	4
12	011934-004	FITTING 6MBH-6MJ 90	4
13	011937-003	FITTING 6FJX-6MJ 90	4
14	066556-001	LABEL CAUTION	4
17	067454-000	HYDRAULIC SCHEMATIC	REF
18	067455-014	ELECTRICAL SCHEMATIC - ELECTRIC LX	REF
20	011240-008	WASHER 1/2 FLA STD	16
Drawing 2			
201	067466-000	RELAY BOX ASSY (OUTRIGGER CONTROL)	1
202	011252-006	SCREW, HHC. 1/4-20 UNC X 3/4	4
203	067452-002	UPPER CONTROLLER ASSY (ELECTRIC)	
204	067490-001	OUTRIGGER VALVE BLOCK ASSY - 48V	1
205	011252-032	SCREW, HHC, 1/4-20 X 4	2
206	011248-004	NUT, 1/4-20, ESNA	6
207	000942-000	ORBIT LEVEL	1
208	005133-000	SPRING	3
209	011721-008	SCREW, RND HD, MACH., 4-40 X 1	3
210	011248-004	LOCKNUT, ESNA. 1/4-20 UNC	4

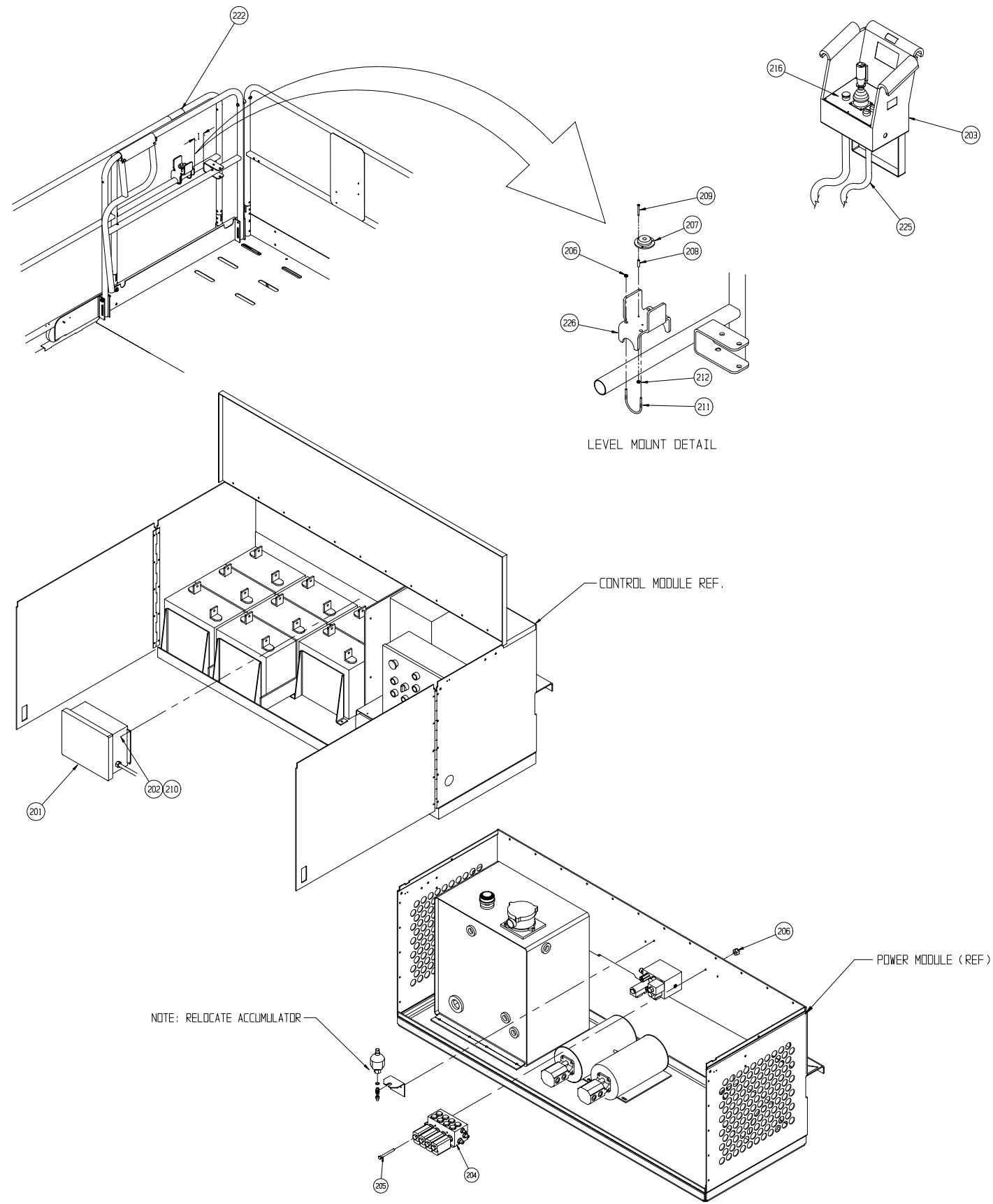
ITEM	PART NO.	DESCRIPTION	
211	014924-008	U-BOLT	2
212	011248-049	NUT, HEX, 4-40, ESNA	3
213	020733-005	TEE, 12FJ-12MJ-6MJ	2
214	014693-003	ADAPTER, 12FJ-6MJ	2
215	011941-001	4MB-4MJ	1
216	067642-010	LABEL - CONTROLLER	1
222	066551-003	LABEL-DANGER TIPPING	1
225	067479-000	OUTRIGGER CONTROL CABLE ASSY	1
226	064794-000	LEVEL MOUNT	1
Drawing 3			
301	067492-024	WIRE HARNESS, OUTRIGGER	1
302	014914-001	CONN MALE PUSH, 16-14 GA .25 TAB	8
303	067479-000	OUTRIGGER CONTROL CABLE	1
304	067479-001	OUTRIGGER INDICATOR LIGHT CABLE	1
305	029825-002	DIODE 5AMP	1
306	069298-001	SOCKET, RELAY DPOT 48V	1
307	069297-001	RELAY, DPOT 48v	1
308	029610-002	CONN FORK 16-14GA #6	9
309	029450-099	WIRE 16GA BLU	3 FT
310	029459-099	WIRE 16GA BLU/WHT	3 FT
311	029451-099	WIRE 16 GA WHT	1 FT
Drawing 4			
501	029610-018	CONNECTOR FORK TERM 16-14 GA. #8	5
502	029620-002	CONNECTOR BUTT. 16-14 GA.	3
503	029616-001	CONNECTOR FEMALE PUSH 16-14 GA.	6
504	029601-013	CONN RING 16-14 GA #10	8
505	029454-099	WIRE 16 GA. RED	1 FT
506	029452-099	WIRE, 16 GA. BLK	2 FT

Drawing 1 of 4

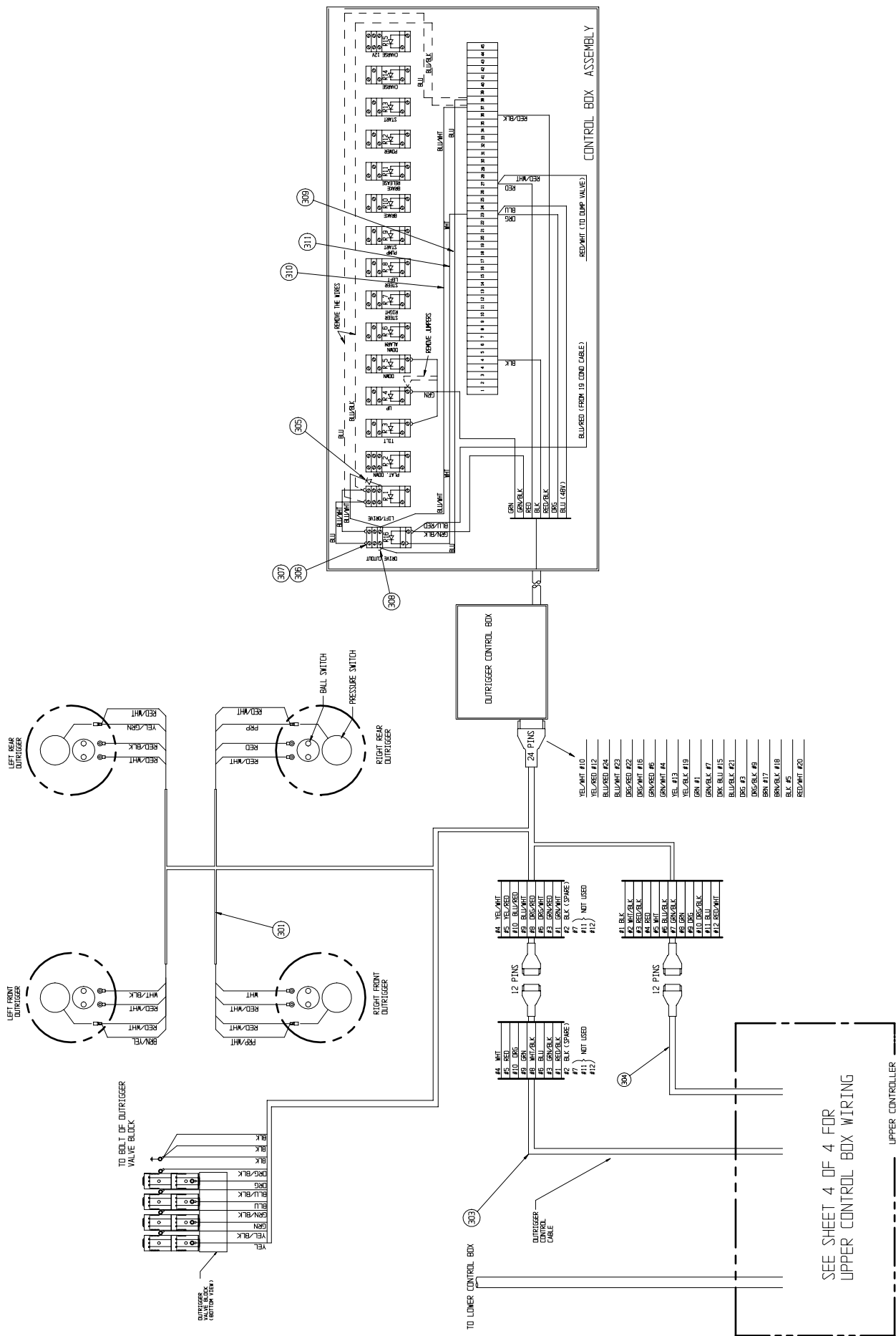
- NOTES
- 1. UNLESS OTHERWISE SPECIFIED, ALL THREADED FASTENERS TO BE TORQUED PER UPRIGHT SPEC. NO. 105
 - 2. UNLESS OTHERWISE SPECIFIED, ALL FITTINGS TO BE TORQUED PER UPRIGHT SPEC. NO. 106



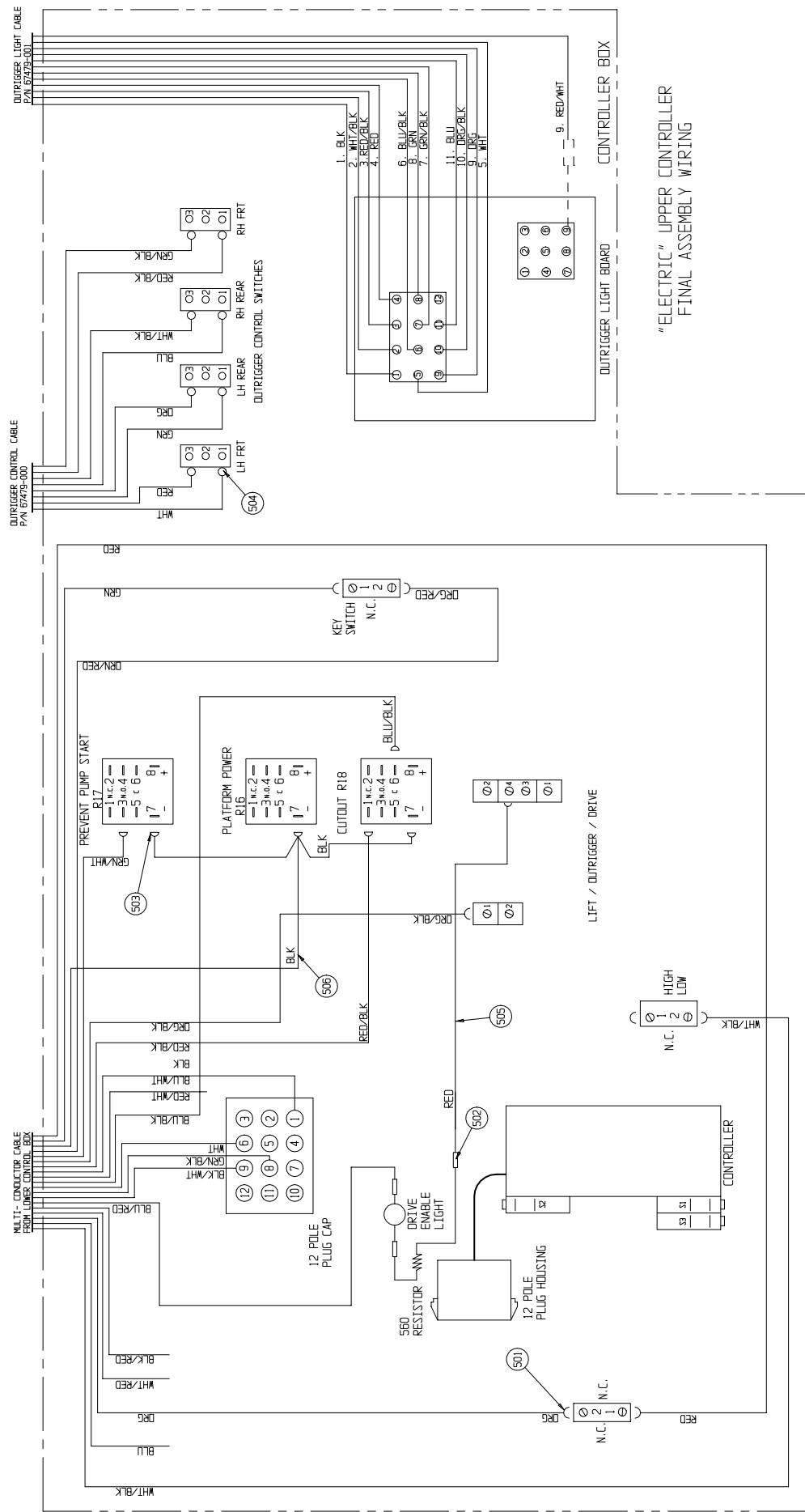
Drawing 2 of 4



Drawing 3 of 4



Drawing 4 of 4

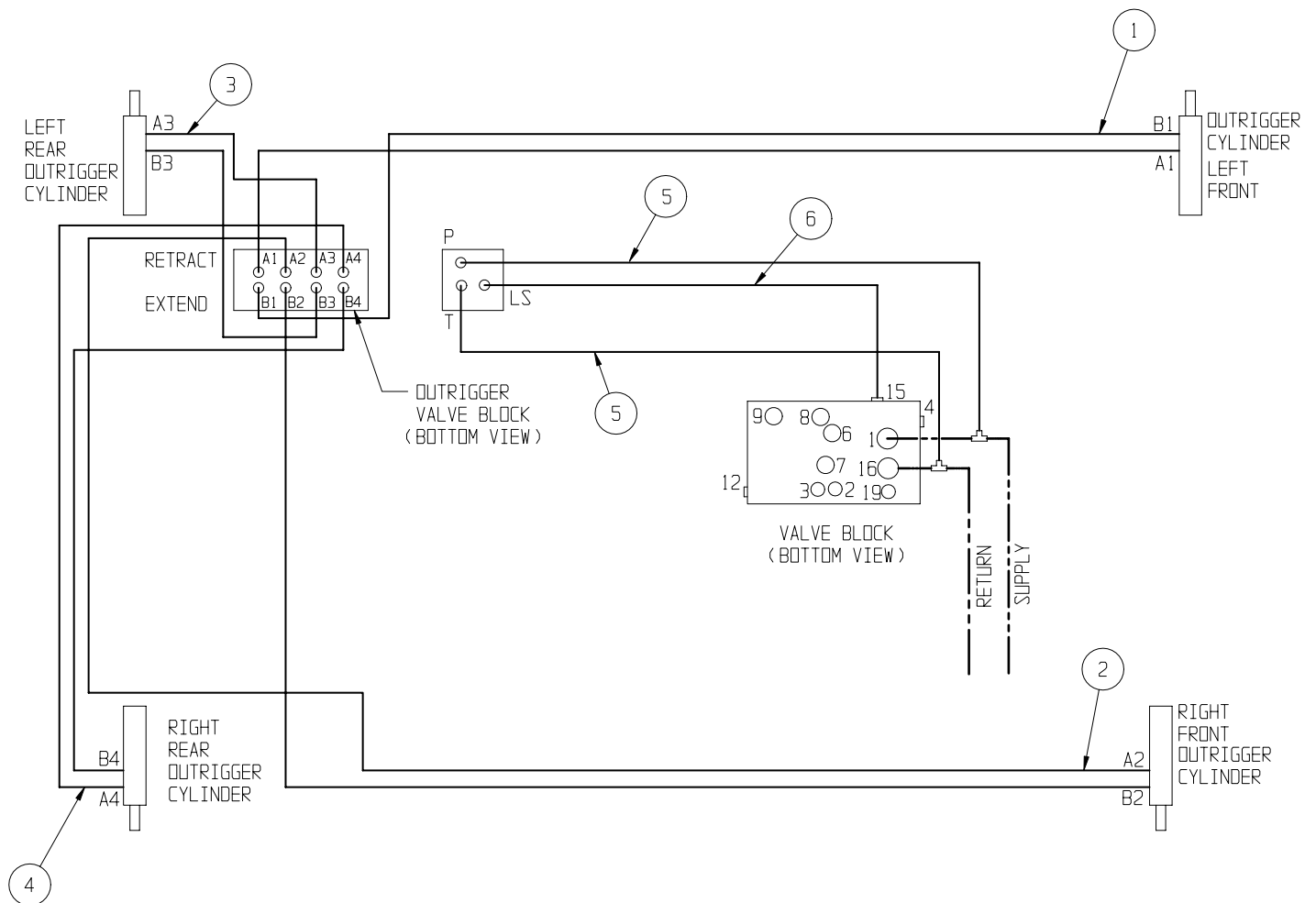


Hose Kit, Outriggers – Option

067953-020

ITEM	PART NO.	DESCRIPTION	QTY
1	062192-088	1/4 HOSE ASSY X 88 6FJX-6FJX	2
2	062192-126	1/4 HOSE ASSY X 126 6FJX-6FJX	2
3	062192-035	1/4 HOSE ASSY X 137 6FJX-6FJX	2

ITEM	PART NO.	DESCRIPTION	QTY
4	062192-036	1/4 HOSE ASSY X 176 6FJX-6FJX	2
5	062192-032	1/4 HOSE ASSY X 24 6FJX-6FJX	2
6	065234-005	1/4 HOSE ASSY X 26 4FJX-4FJX	1



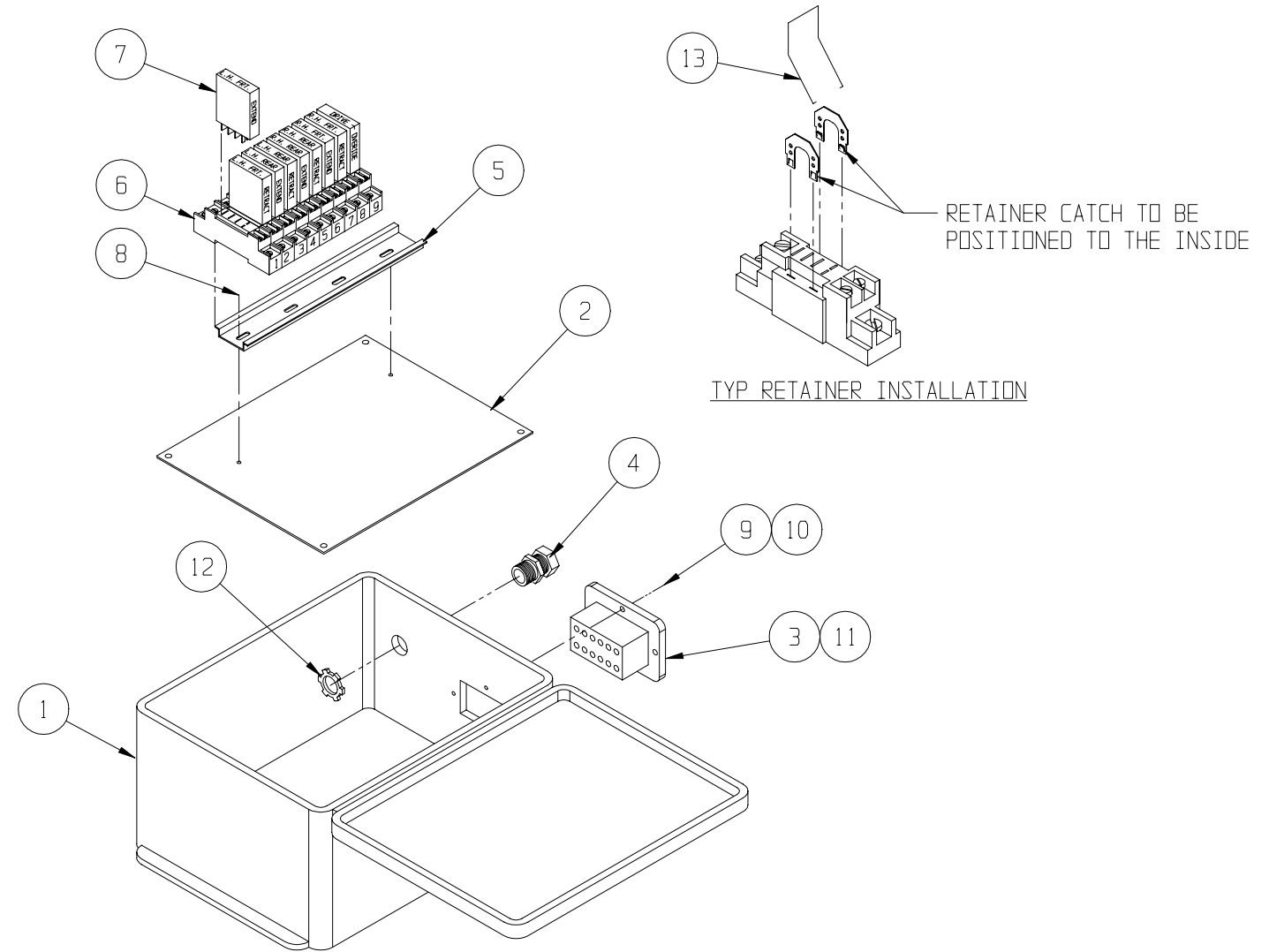
Relay Box Assembly, Outriggers – Option

067466-000

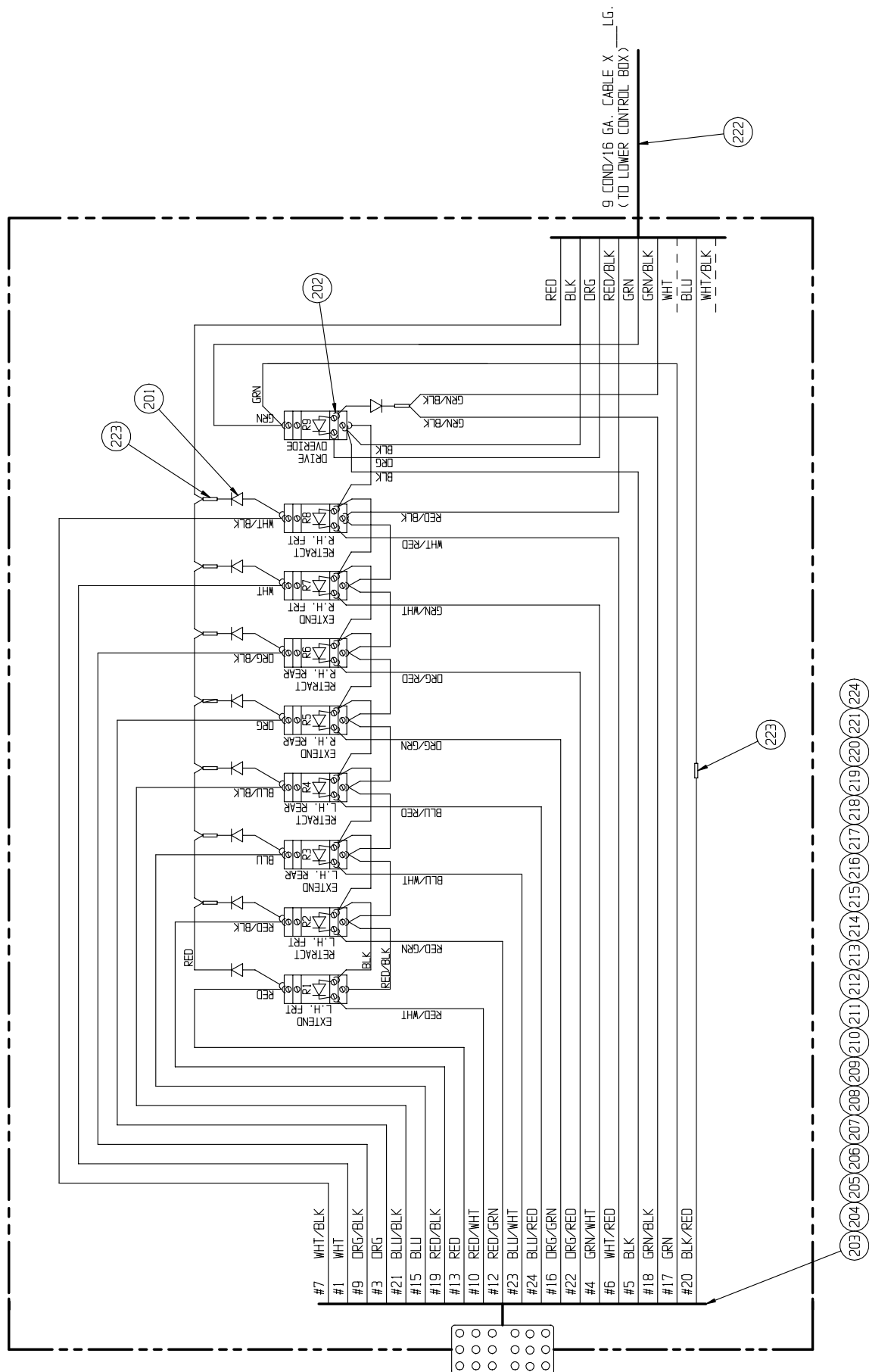
ITEM	PART NO.	DESCRIPTION	QTY
Drawing 1			
1	067467-001	ENCLOSURE, MODIFIED	1
2	067467-010	SUB PLATE	1
3	015790-011	RECEPTACLE, FLANGE MOUNT	1
4	029925-000	CABLE CONNECTOR, 1/2"	1
5	067893-006	MOUNTING STRIP, 8 1/2" LG.	1
6	068756-001	BASE, RELAY	9
7	067662-001	RELAY	9
8	026551-007	POP RIVET, 1/8"	2
9	011708-004	SCREW, RD. HD. #8-32 UNC X 1/2	4
10	011248-002	LOCKNUT, #8-32 UNC ESNA	4
11	015790-004	PIN, CONTACT	19
12	029939-002	CONDUIT LOCKNUT 1/2"	1
13	067662-005	RETAINER CLIP	9
Drawing 2			
201	029825-002	DIODE, 5 AMP, 400 VOLT	18
202	029610-003	TERMINAL, #6 FORK	38
203	029479-099	WIRE, 16 GA. WHT/BLK	2 FT
204	029451-099	WIRE, 16 GA. WHT	2 FT
205	029477-099	WIRE, 16 GA. ORG/BLK	2 FT

ITEM	PART NO.	DESCRIPTION	QTY
206	029453-099	WIRE, 16 GA. ORG	2 FT
207	029475-099	WIRE, 16 GA. BLU/BLK	2 FT
208	029450-099	WIRE, 16 GA. BLU	2 FT
209	029478-099	WIRE, 16 GA. RED/BLK	2 FT
210	029454-099	WIRE, 16 GA. RED	2 FT
211	029352-099	WIRE, 16 GA. RED/WHT	2 FT
212	029359-099	WIRE, 16 GA. RED/GRN	2 FT
213	029354-099	WIRE, 16 GA. BLU/WHT	2 FT
214	029358-099	WIRE, 16 GA. BLU/RED	2 FT
215	029360-099	WIRE, 16 GA. ORG/GRN	2 FT
216	029357-099	WIRE, 16 GA. ORG/RED	2 FT
217	029353-099	WIRE, 16 GA. GRN/WHT	2 FT
218	029356-099	WIRE, 16 GA. WHT/RED	2 FT
219	029452-099	WIRE, 16 GA. BLK	2 FT
220	005491-099	WIRE, 16 GA. GRN/BLK	2 FT
221	029457-099	WIRE, 16 GA. GRN	2 FT
222	005469-099	WIRE CABLE, 9 COND/16 GA.	7 FT
223	029620-002	CONNECTOR, BUTT	8
224	029355-099	WIRE, 16 GA. BLK/RED	1 FT

Drawing 1 of 2



Drawing 2 of 2

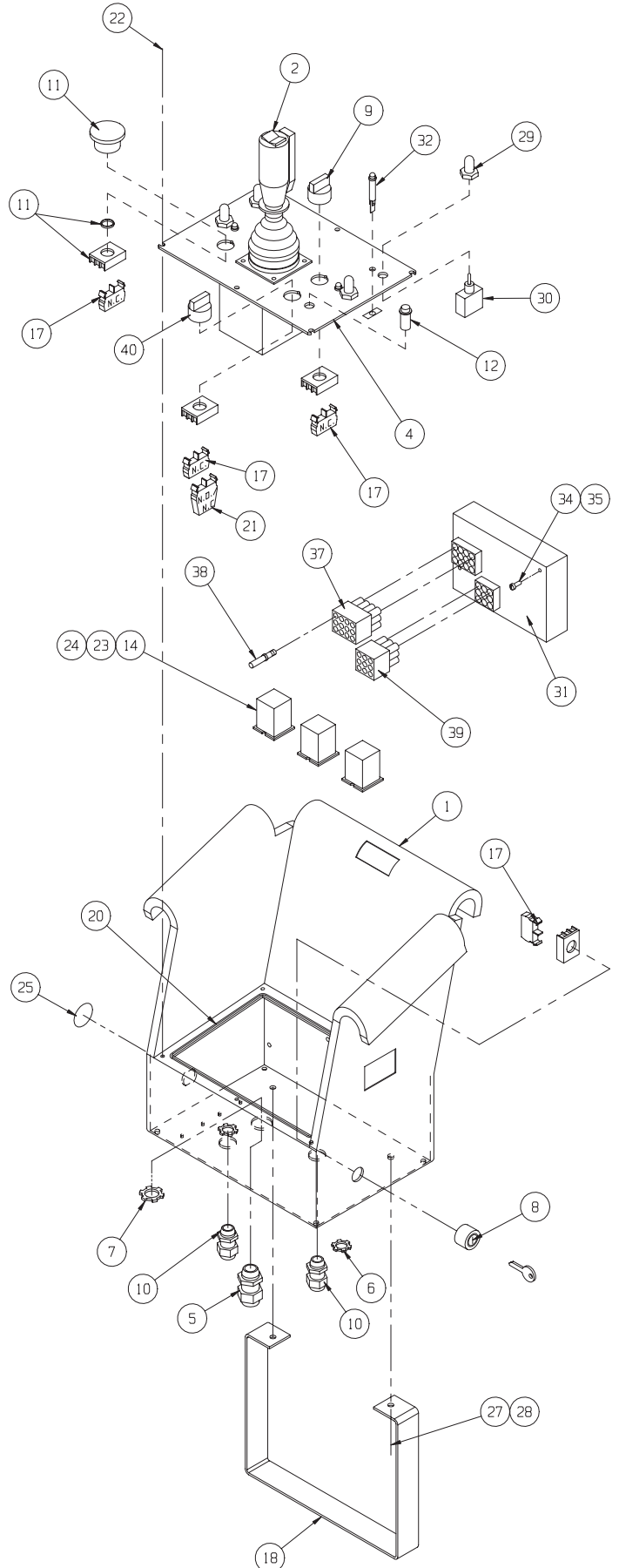


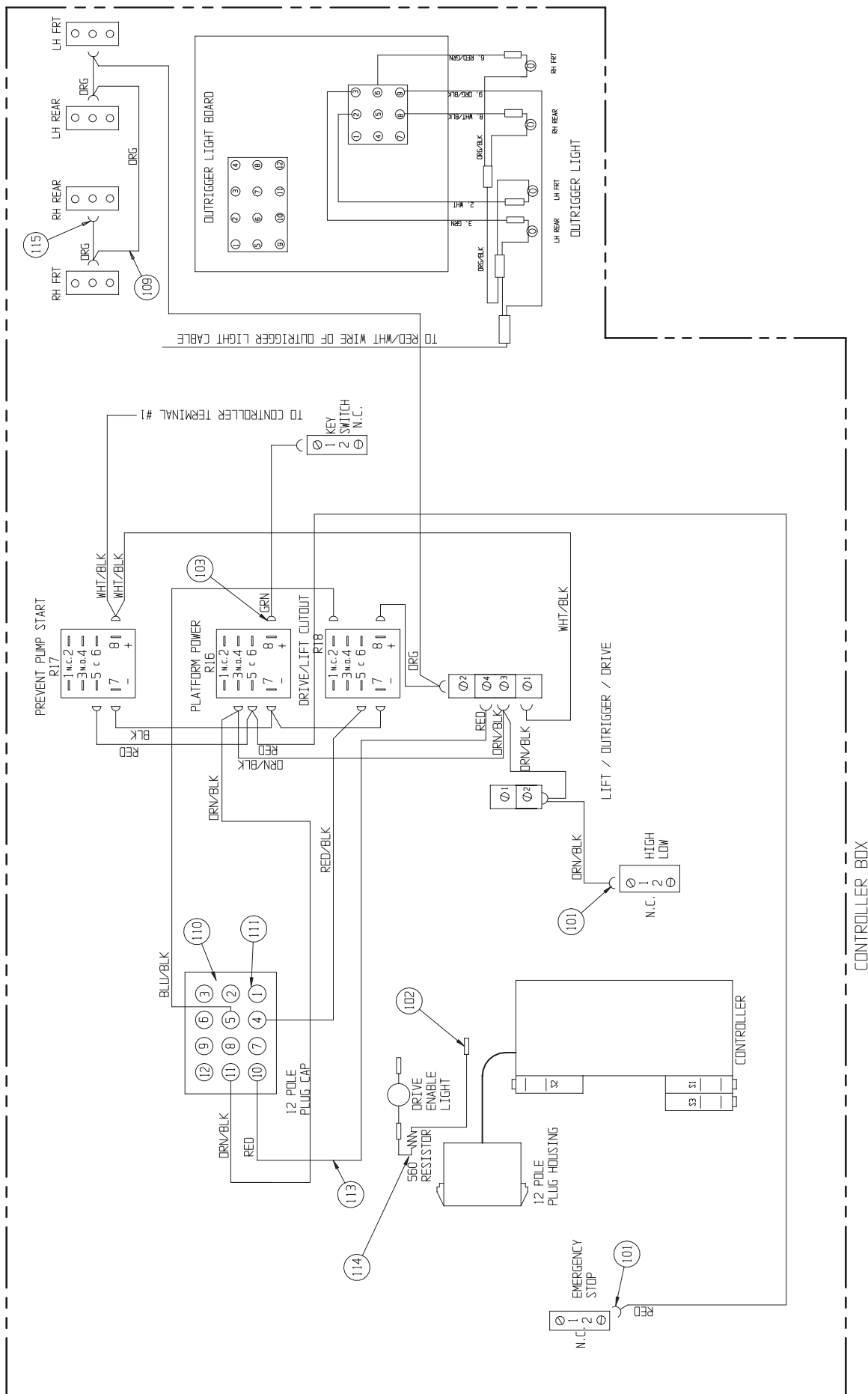
Controller Assembly, Outriggers – Option

067452-002

Drawing 1 of 2

ITEM	PART NO.	DESCRIPTION	QTY
1	067487-000	LX CONTROL BOX	1
2	067385-000	CONTROLLER 48V	1
4	067486-001	COVER PLATE, CONTROL BOX	1
5	029925-010	CABLE CONNECTOR, 3/4"	1
6	029939-002	CONDUIT NUT, 1/2"	2
7	029939-003	CONDUIT NUT, 3/4"	1
8	068807-000	KEY OPERATE	1
9	066805-002	SELECTOR SWITCH	1
10	029925-000	CABLE CONNECTOR, 1/2"	2
11	066805-006	MUSHROOM BUTTON	1
12	068133-001	INDICATOR LIGHT GRN	1
14	063951-003	RELAY, 48 VOLT	3
17	066805-011	CONTACT BLOCK, N.C.	4
18	067483-000	CONTROLLER SUPPORT	1
20	068889-099	WEATHER STRIP	3 FT
21	066805-012	CONTACT BLOCK, N.O./N.C.	1
22	010952-004	SCREW BUTT HD TORX 10-24UNC X 1/2	6
23	011715-004	SCREW, #6-32 X 1/2	6
24	011248-047	LOCKNUT, #6-32	6
25	064462-029	CAP PLUG 15/16" DIA.	1
27	011252-006	SCREW, 1/4-20 UNC HEX HEAD CAP x 3/4	2
28	011248-004	LOCKNUT, 1/4-20 UNC	2
29	029872-000	SWITCH BOOT	4
30	012798-000	TOGGLE SWITCH SPOT - MOMENTARY	4
31	108052-002	OUTRIGGER LIGHT BOARD 48V	1
32	102294-005	INDICATOR LIGHT W/CLIP (AMBER) 24V	4
34	011709-012	SCR, RD HD #10-24 UNC X 1-1/2	2
35	011248-003	LOCKNUT #10-24 UNC ESNA	2
37	108139-001	12 POSITION RECEPTACLE, MOLEX	1
38	108139-010	20-14 AWG PIN, MOLEX	16
39	108139-000	9 POSITION RECEPTACLE, MOLEX	1
40	066805-019	SELECTOR SWITCH 3 POSITION	1
Drawing 2			
101	029610-018	CONNECTOR FORK TERM 16-14 #8	12
102	029620-002	CONNECTOR BUTT. 16-14 GA.	8
103	029616-001	CONNECTOR FEMALE PUSH 16-14 GA.	19
104	029452-099	WIRE 16 GA. BLACK	1 FT
105	029450-099	WIRE 16 GA. BLUE	1 FT
106	029479-099	WIRE 16 GA. WHT/BLK	2 FT
108	029451-099	WIRE 16GA WHT	3 FT
109	029453-099	WIRE 16 GA. ORG	1 FT
110	063956-003	PLUG, HOUSING	1
111	063956-002	PIN, CONTACT MALE	11
112	029477-099	WIRE 16 GA. ORG/BLK	1 FT
113	029454-099	WIRE 16 GA. RED	2 FT
114	029731-008	RESISTER	1
115	029601-013	CONN RING 16-14 #10	4
116	029457-099	WIRE 16GA GRN	2 FT





Label Kit

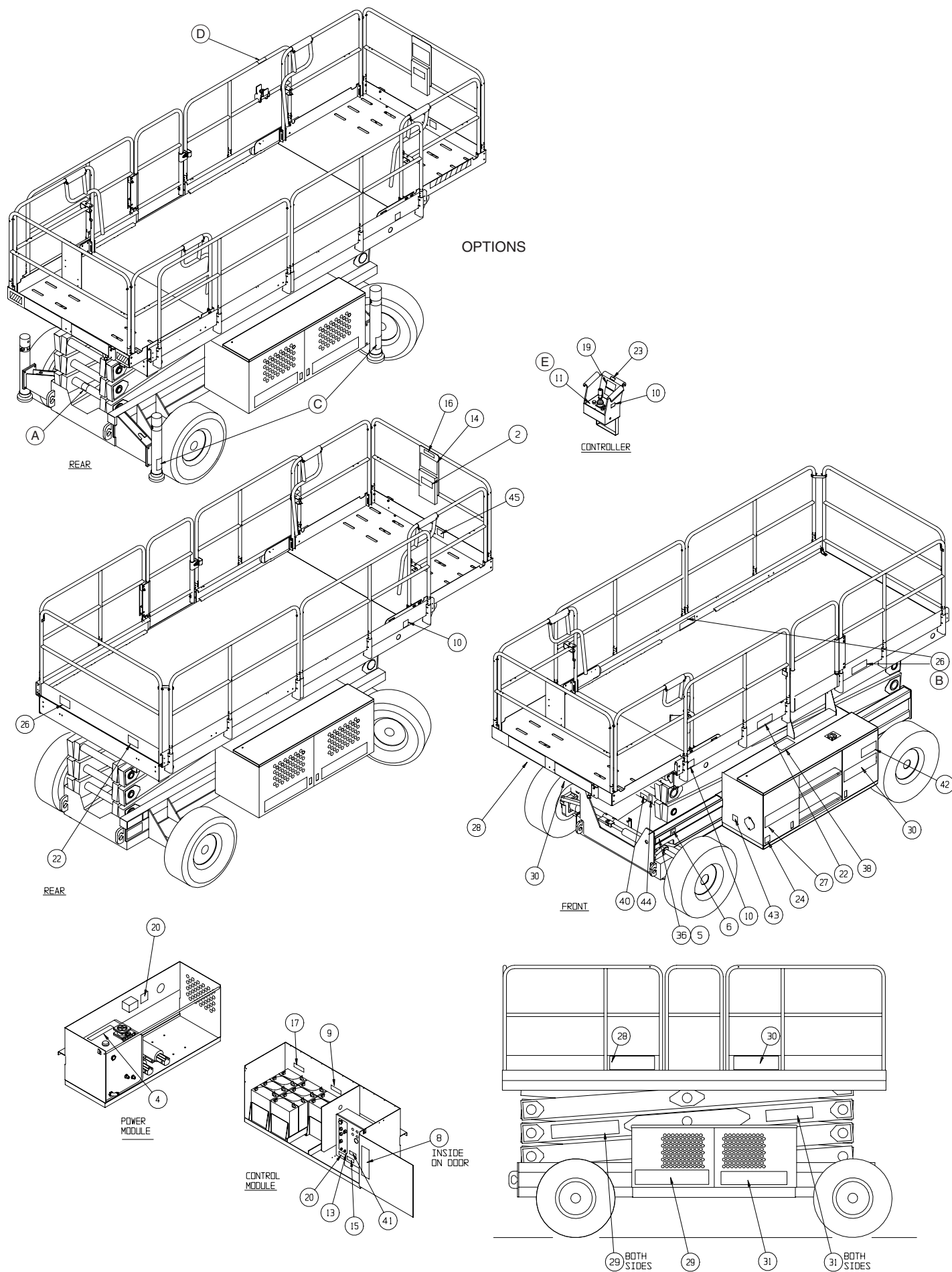
067361-050/-051

LX31 | 067361-050

ITEM	PART NO.	DESCRIPTION	QTY
2	010076-001	LABEL-ATTENTION	1
4	060197-000	LABEL-HYD. FLUID	1
5	061205-005	NAME PLATE	1
6	061220-002	LABEL-ANSI	1
8	067365-000	LABEL-LOWER CONTROLLER	1
9	066552-000	LABEL-WARNING BATTERY	1
10	064444-000	LABEL-USA	4
11	067642-012	LABEL-CONTROLLER	1
13	067639-001	LABEL-PLATFORM CONTROLS	1
14	066550-009	LABEL-DANGER	1
15	066551-002	LABEL-CAUTION	1
16	066551-003	LABEL-DANGER TIPPING	1
17	062562-002	LABEL BATTERY 120 LBS	1
19	066554-000	LABEL-READ	1
20	066555-000	LABEL-DO NOT ADJUST	2
22	066562-001	LABEL-TIRE PSI 75	2
23	061515-000	LABEL-LIFT HERE	1
24	066568-000	LABEL-WARNING	1
26	101250-009	LABEL-MAX LOAD 2000 LBS	3
27	061683-004	LABEL, UPRIGHT 2 1/2	1
28	061683-005	LABEL-UPRIGHT 4 1/2	2
29	061683-007	LABEL-UPRIGHT 5 1/2	3
30	067644-002	LABEL-LX31 2WD	3
31	067644-001	LABEL-LX31 2WD	3
36	065368-000	TACK	4
38	066561-001	LABEL, MAINT. BRACE	1
40	066558-000	LABEL, EMERG. LOWERING	1
41	068641-003	LABEL, PARKING BRAKE	1
42	101252-013	LABEL, MAX WHEEL LOAD 3900lbs	1
43	068639-000	LABEL, POWER TO PLATFORM	1
44	066556-000	LABEL, CAUTION DESCEND PLTFM	1
45	101251-001	LABEL, DANGER MAX LOAD	1
OPTIONS – 17 FT DUAL DECK & OUTRIGGERS			
ITEM	PART NO.	DESCRIPTION	QTY
A	066556-000	LABEL-CAUTION DESCEND PLATFORM	1
B	101250-010	LABEL-MAX LOAD PLATFORM 1750 LBS	2
C	066556-001	LABEL-CAUTION	4
D	066551-003	LABEL-DANGER TIPPING	1
E	067642-010	LABEL-CONTROLLER	1

LX41 | 067361-051

ITEM	PART NO.	DESCRIPTION	QTY
2	010076-001	LABEL-ATTENTION	1
4	060197-000	LABEL-HYD. FLUID	1
5	061205-005	NAME PLATE	1
6	061220-002	LABEL-ANSI	1
8	067365-000	LABEL-LOWER CONTROLLER	1
9	066552-000	LABEL-WARNING BATTERY	1
10	064444-000	LABEL-USA	4
11	067642-012	LABEL-CONTROLLER	1
13	067639-001	LABEL-PLATFORM CONTROLS	1
14	066550-009	LABEL-DANGER	1
15	066551-002	LABEL-CAUTION	1
16	066551-003	LABEL-DANGER TIPPING	1
17	062562-002	LABEL BATTERY 120 LBS	1
19	066554-000	LABEL-READ	1
20	066555-000	LABEL-DO NOT ADJUST	2
22	066562-001	LABEL-TIRE PSI 75	2
23	061515-000	LABEL-LIFT HERE	1
24	066568-000	LABEL-WARNING	1
26	101250-008	LABEL-MAX LOAD 1500 LBS	3
27	061683-004	LABEL, UPRIGHT 2 1/2	1
28	061683-005	LABEL-UPRIGHT 4 1/2	2
29	061683-007	LABEL-UPRIGHT 5 1/2	3
30	067644-004	LABEL-LX41 2WD	3
31	067644-003	LABEL-LX41 2WD	3
36	065368-000	TACK	4
38	066561-001	LABEL, MAINT. BRACE	1
40	066558-000	LABEL, EMERG. LOWERING	1
41	068641-003	LABEL, PARKING BRAKE	1
42	101252-014	LABEL, MAX WHEEL LOAD 4200lbs	1
43	068639-000	LABEL, POWER TO PLATFORM	1
44	066556-000	LABEL, CAUTION DESCEND PLTFM.	1
45	101251-001	LABEL, DANGER MAX LOAD	1
OPTIONS – 17 FT DUAL DECK & OUTRIGGERS			
ITEM	PART NO.	DESCRIPTION	QTY
A	066556-000	LABEL-CAUTION DESCEND PLATFORM	1
B	101250-011	LABEL-MAX LOAD PLATFORM 1250 LBS	2
C	066556-001	LABEL-CAUTION	4
D	066551-003	LABEL-DANGER TIPPING	1
E	067642-010	LABEL-CONTROLLER	1



NOTES:

UpRight

Call Toll Free in U.S.A.
1-800-926-LIFT

UpRight, Inc.

801 South Pine Street
Madera, California 93637

TEL: 559-662-3900

FAX: 559-673-6184

PARTS: 1-888-UR-PARTS

PARTS FAX: 1-800-669-9884

UpRight

Call Toll Free in U.S.A.

1-800-926-LIFT

P/N 108048-002

11-02

UpRight

Unit S1, Park West Industrial Park

Friel Avenue

Nangor Road

Dublin 12, Ireland

TEL: +353 1 620 9300

FAX: +353 1 620 9301