

# Parts Manual

## X-Series

**Serial Numbers 20000 - Current**

---

Publication Number: 114112-000

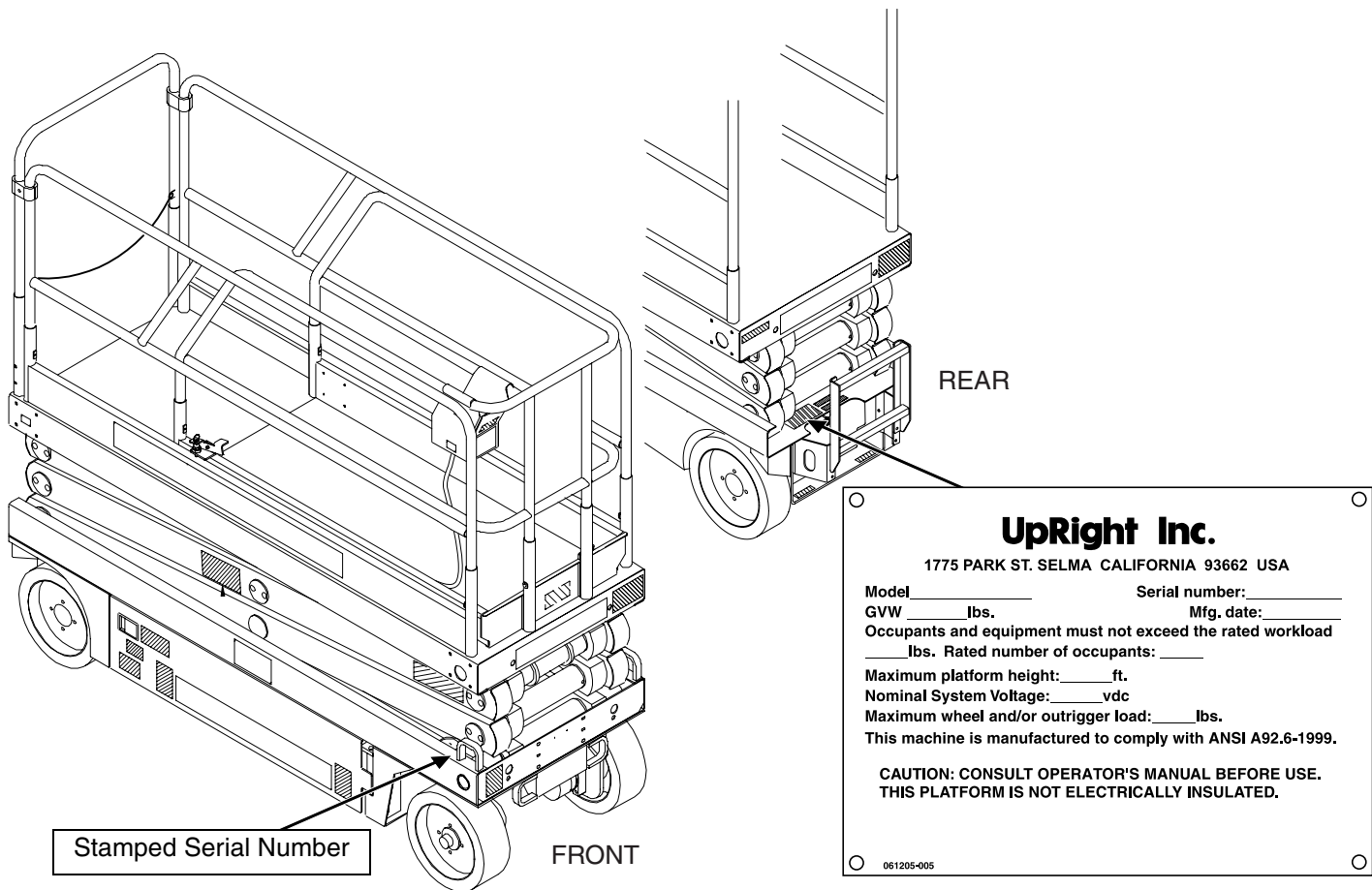
---

**UpRight**

# X-Series

## Serial Number 20000 – Current

When contacting UpRight for service or parts information, be sure to include the MODEL and SERIAL NUMBERS from the equipment nameplate. Should the nameplate be missing, the SERIAL NUMBER is also stamped on top of the chassis above the front axle pivot.



### UpRight, Inc.

801 South Pine Street  
Madera, California 93637

TEL: 559-662-3900

FAX: 559-673-6184

PARTS: 1-888-UR-PARTS

PARTS FAX: 1-800-669-9884

# UpRight

Call Toll Free in U.S.A.

1-800-926-LIFT

### UpRight

Unit S1, Park West Industrial Park

Friel Avenue

Nangor Road

Dublin 12, Ireland

TEL: +353 1 620 9300

FAX: +353 1 620 9301

# PARTS MANUAL

This document lists and illustrates the replaceable assemblies and parts of this product, as manufactured by UpRight, Inc. Each parts list contains the component parts for that assembly.

## TABLE OF CONTENTS

Final Assembly – X20N 114000-000 .....	2	Series Parallel Manifold – X20W, X26N, X26UN & X31N 114059-000 .....	62
Final Assembly – X20W 114010-000 .....	7	Emergency Lowering Installation – X31N 066630-000 .....	63
Final Assembly – X26N 114020-000 .....	12	Lift Cylinder Assembly • X20W, X26N & X26UN Cylinder • X31N Lower Cylinder .....	65
Final Assembly – X26UN 114030-000 .....	17	Lift Cylinder Assembly • X20N Cylinder • X31N Upper Cylinder .....	65
Final Assembly – X31N 114040-000 .....	22	Steering Cylinder – X20N & X26UN 066602-000 .....	66
Basic Assembly – X20N 114001-000 .....	27	Steering Cylinder – X20W, X26N & X31N 066793-000 .....	66
Basic Assembly – X20W 114011-000 .....	28	Depression Mechanism Cylinder Assembly 066803-001 .....	67
Basic Assembly – X26N 114021-000 .....	29	Hydraulic Reservoir 066780-021 .....	68
Basic Assembly – X26UN 114031-000 .....	30	Hose Kit - X20N 114006-000 .....	69
Basic Assembly – X31N 114041-000 .....	31	Hose Kit - X20W & X26N 114016-000 .....	70
Chassis Assembly – X20N 114002-000 .....	32	Hose Kit - X26UN 066061-026 .....	71
Chassis Assembly – X20W & X26N 114012-000 .....	34	Hose Kit - X31N 114046-000 .....	72
Chassis Assembly – X26UN 066052-026 .....	36	Control Handle 065512-000 .....	73
Chassis Assembly – X31N 114042-000 .....	38	Platform Controls – X20N 066013-018 .....	74
Hydraulic Motor Assembly 114055-000 .....	40	Platform Controls – X20W, X26N, X26UN & X31N 066013-020 .....	76
Scissor Assembly – X20N 066003-000 .....	42	Horn Option 066614-020 .....	78
Scissor Assembly – X20W 066053-000 .....	43	Chassis Control Box Assembly 066014-020 .....	79
Scissor Assembly – X26N 066103-000 .....	44	Level Sensor 029945-030 .....	80
Scissor Assembly – X26UN 066103-026 .....	46	Power to Platform 066610-010 .....	81
Scissor Assembly – X31N 066853-000 .....	48	Flashing Amber Light Option 066611-030 .....	82
Guardrail Assembly – X20N & X26UN 066005-026 .....	50	Air to Platform Option 066629-000 .....	83
Guardrail Assembly – X20W & X26N 066055-015 .....	51	Hour Meter/Low Voltage Indicator Option 066613-020 .....	84
Guardrail Assembly – X31N 066855-002 .....	52	Generator Option 066615-000 .....	85
Deck Extension Assembly – X20N & X26UN 066006-026 .....	53	Removable Controller Option 061898-001 .....	86
Deck Extension Assembly – X20W & X26N 066056-010 .....	54	Label Kit – X20N 114005-000 .....	88
Deck Extension Assembly – X31N 066856-001 .....	55	Label Kit – X20W 114015-000 .....	90
Deck Lock Assembly 067185-000 .....	56	Label Kit – X26N 114025-000 .....	92
Power Module 066009-026 .....	57	Label Kit – X26UN 114035-000 .....	94
Control Module 066008-026 .....	58	Label Kit – X31N 114045-000 .....	96
Hydraulic Manifold 101120-121 .....	60		

# Final Assembly – X20N

## 114000-000

ITEM	PART	DESCRIPTION	QTY	ITEM	PART	DESCRIPTION	QTY
1	114001-000	BASIC ASSY	1	51	011240-004	WASHER 1/4 STD FLAT	11
2	066008-026	CONTROL MODULE	1	52	011248-004	NUT HEX ESNA 1/4-20UNC	10
3	069199-001	CHARGER	1	53	011254-008	SCREW HHC 3/8-16 X 1	4
4	067193-001	PROXIMITY SWITCH	1	54	011240-006	WASHER 3/8 STD FLAT	4
7	066013-018	CONTROLLER ASSEMBLY	1	56	066179-000	VALVE DELTA	1
9	015796-000	BATTERY 6 V	4	57	065754-001	CABLE	1
-	015796-001	BATTERY 6V, DRY	REF	58	011252-006	SCREW HHC 1/4-20 UNC X 3/4	11
10	066006-026	EXTENSION DECK	1	59	063664-008	ORIFICE HYDRAFORCE #7051070	1
11	066005-026	PLATFORM/GUARDRAIL ASSY	1	62	011941-005	FITTING STR 6MB-6MJ	2
13	066009-026	POWER MODULE	1	64	114063-000	E-DOWN & POWER TO PLATFORM BRKT	1
14	114006-000	HYDRAULIC HOSE KIT / INST.	1	65	029961-000	INLET PLUG	1
15	065615-023	HYDRAULIC SCHEMATIC	REF	66	029961-001	SEAL, INLET PLUG	1
16	065616-024	ELECTRICAL SCHEMATIC	REF	67	011715-004	SCREW RD HD #6-32 x 1/2	2
17	110030-000	SPECIFICATION SHEET	REF	68	011248-047	NUT ESNA #6-32	2
18	114005-000	LABEL KIT / INSTALLATION	1	69	011239-012	WASHER FLAT ASTM A326 3/4 DIA	2
19	066012-020	CONTROL CABLE ASSY	1	70	067336-000	PLUG ASSY MALE	1
20	065943-102	WIRE HARNESS ASSY J3	1	71	011253-008	SCREW HHC GR5 5/16-18 x 1	2
22	066610-010	POWER TO PLATFORM	1	72	011248-005	NUT HEX ESNA 5/16	2
23	101182-007	CABLE ASSY W/ CONNECTOR	1	73	011240-005	WASHER FLAT 5/16	4
24	101182-008	CABLE ASSY W/ CONNECTOR	1	75	066713-002	WELDMNT, DOOR HINGE	1
25	064195-008	CABLE ASSY X 8	3	76	066762-000	SHIM 20GA	A/R
26	062125-005	CABLE ASSY X 14	1	77	066763-000	SHIM 16GA	A/R
27	064195-040	CABLE ASSY X 40	1	78	066764-000	SHIM 12GA	A/R
28	062125-011	CABLE ASSY X 9	1	79	011250-012	NUT 3/4-10 HEX	6
29	064195-005	CABLE ASSY X 5	1	80	014099-020	SCREW HHC GR5 PLTD 3/4-10 X 2 1/2	6
30	010154-001	COVER BATTERY TERMINAL	10	81	011240-012	WASHER 3/4 FLAT	6
31	029601-039	CONN RING 5/16 10-12	2	82	066713-001	WELDMNT, DOOR HINGE	1
32	014252-004	NUTSERT 1/4-20 UNC	2	83	013283-002	CABLE MOUNT	8
33	011252-010	SCREW HHC 1/4-20 UNC X 1 1/4	2	84	060540-001	DOCUMENTATION KIT	1
34	063497-025	PLUG BYPASS WIRE ASSY	1	85	114111-000	SERVICE MANUAL	1
36	065746-002	CONTROLLER GUIDE-WIDE	1	86	114110-000	OPERATOR MANUAL	1
38	065942-102	CABLE ASSY VALVE BLOCK	1	87	114112-000	PARTS MANUAL	1
39	066014-020	LOWER CONTROL ASSY	1	88	060577-004	ANSI MANUAL	1
40	066768-000	TILT ALARM COVER WELDMNT	1	90	010076-000	MANUAL CASE	1
41	029945-030	LEVEL SENSOR WIRE ASSY	1	91	115024-000	PAINT KIT	1
44	029601-021	CONN RING 3/8 10-12	2	92	115029-000	WELDMNT KIT - CHASSIS	1
45	067340-101	WIRE ASSY LOWER CONTROLS	1	93	115030-000	WELDMNT KIT - LINKAGE	1
48	065369-099	HOSE GUARD	4	94	115031-000	WELDMNT KIT - PLATFORM	1
50	011238-004	WASHER, SPLIT LOCK 1/4"	4				

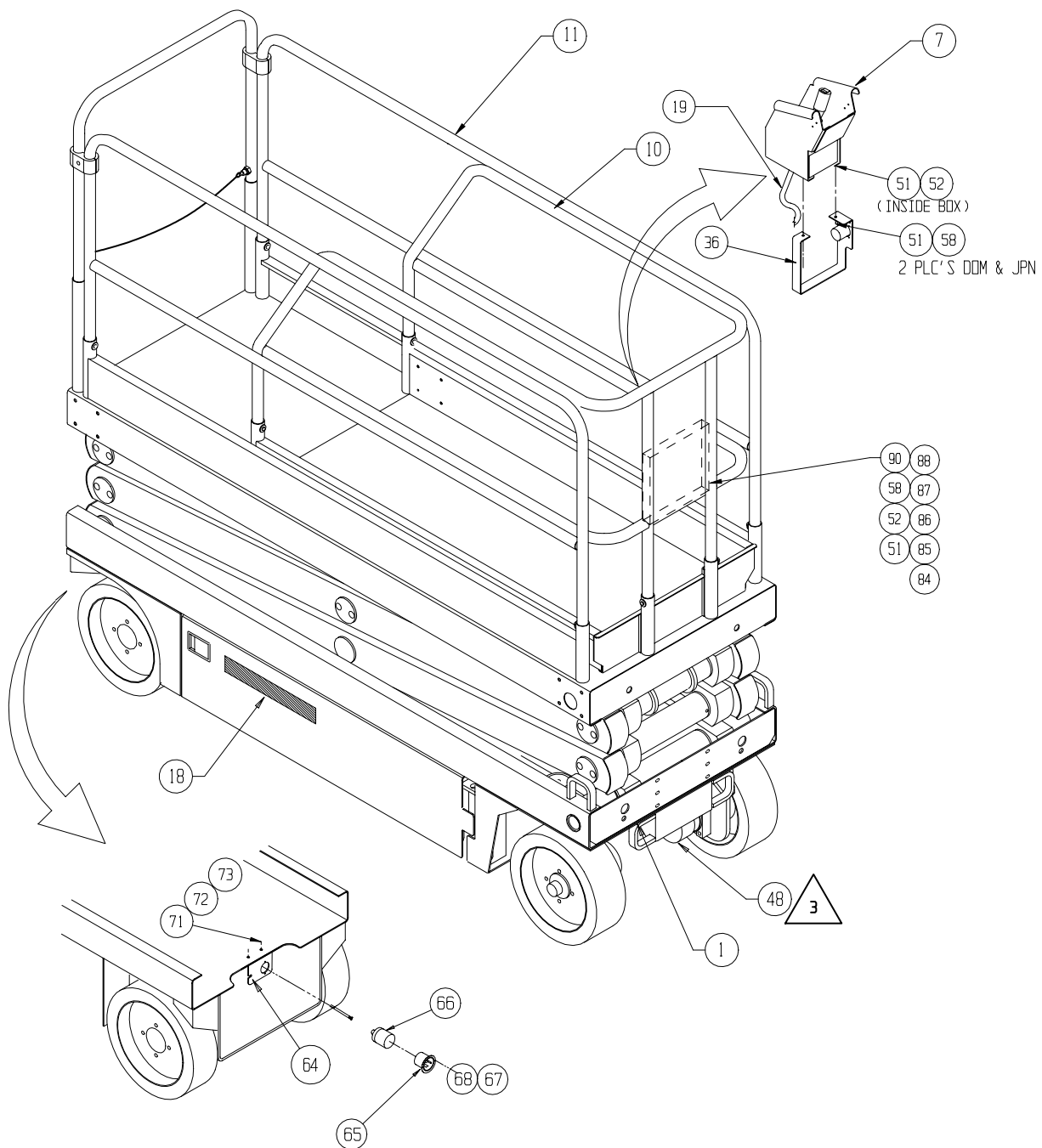
## NOTE :



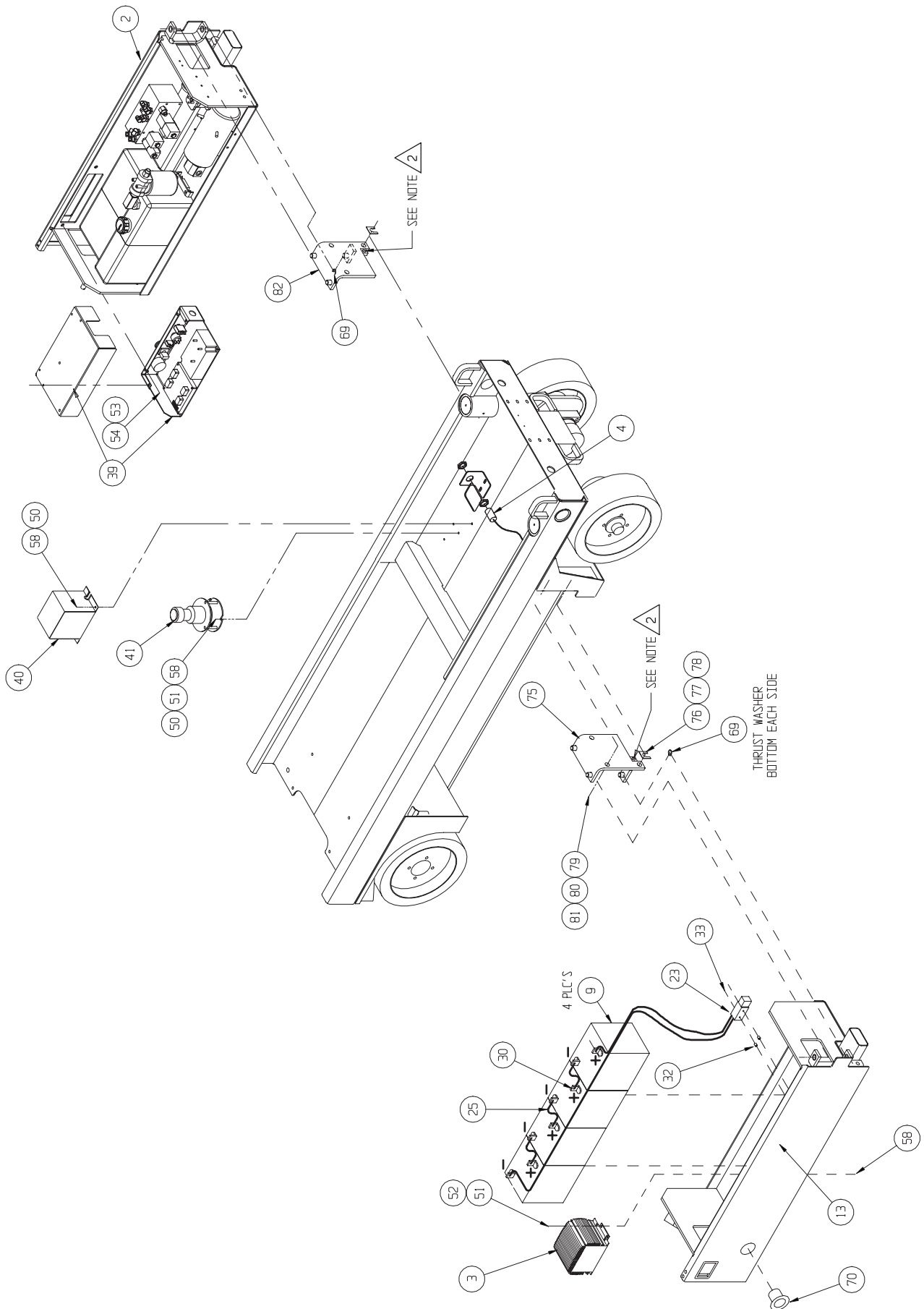
ADJUST HINGE BY USING A 5/8-11 SET SCREW TO LEVEL TOP OF MODULE TO UNDERSIDE OF CHASSIS WHILE MAINTAINING A 1/8" TO 3/16" GAP AND INSERTING THE PROPER SHIM BETWEEN THE HINGE AND BULKHEAD.



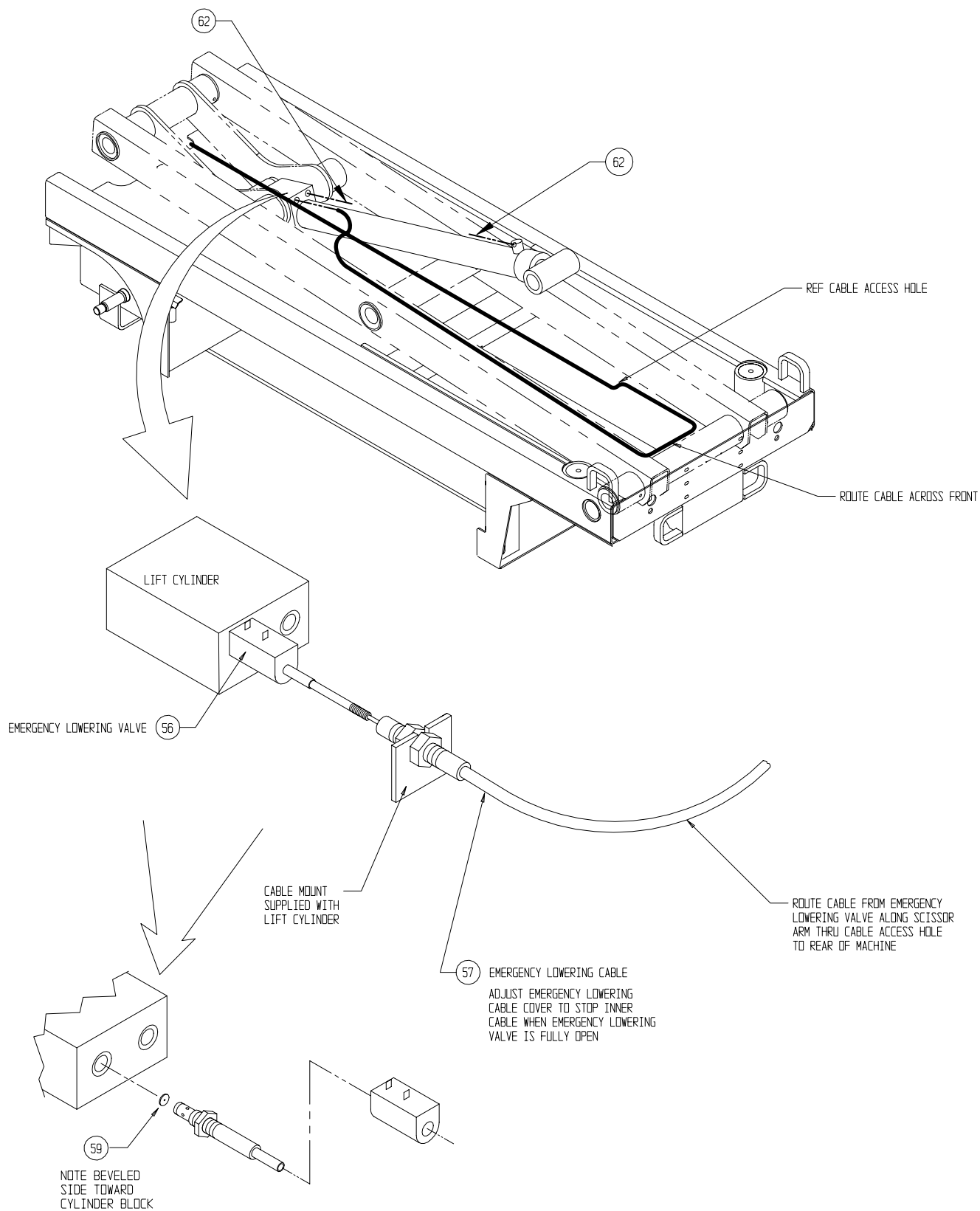
INSURE SLACK IN MOTOR HOSES AT FULL STEERING MOTION.



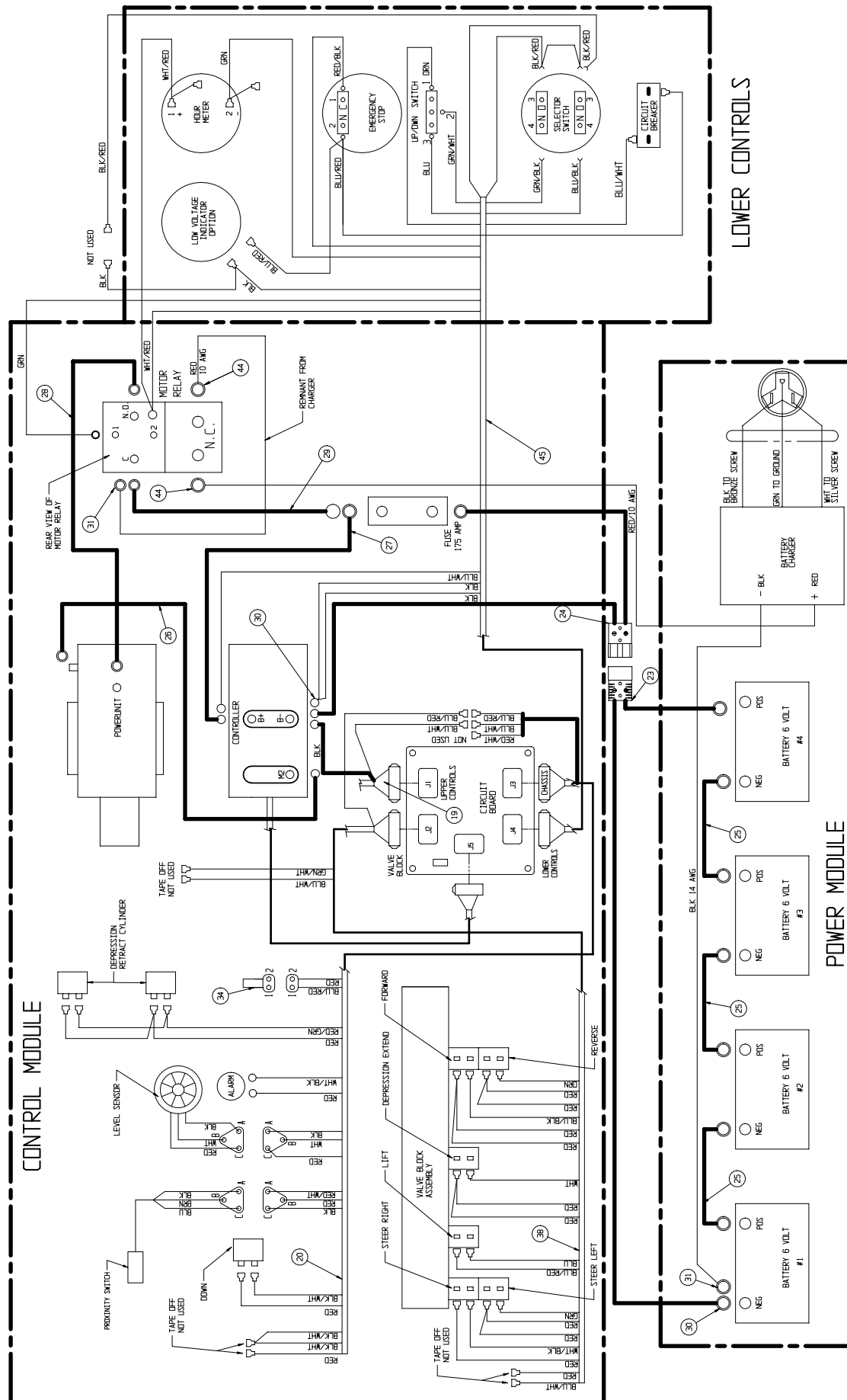
## Drawing 2 of 4



# **Drawing 3 of 4**



## Drawing 4 of 4





# Final Assembly – X20W

## 114010-000

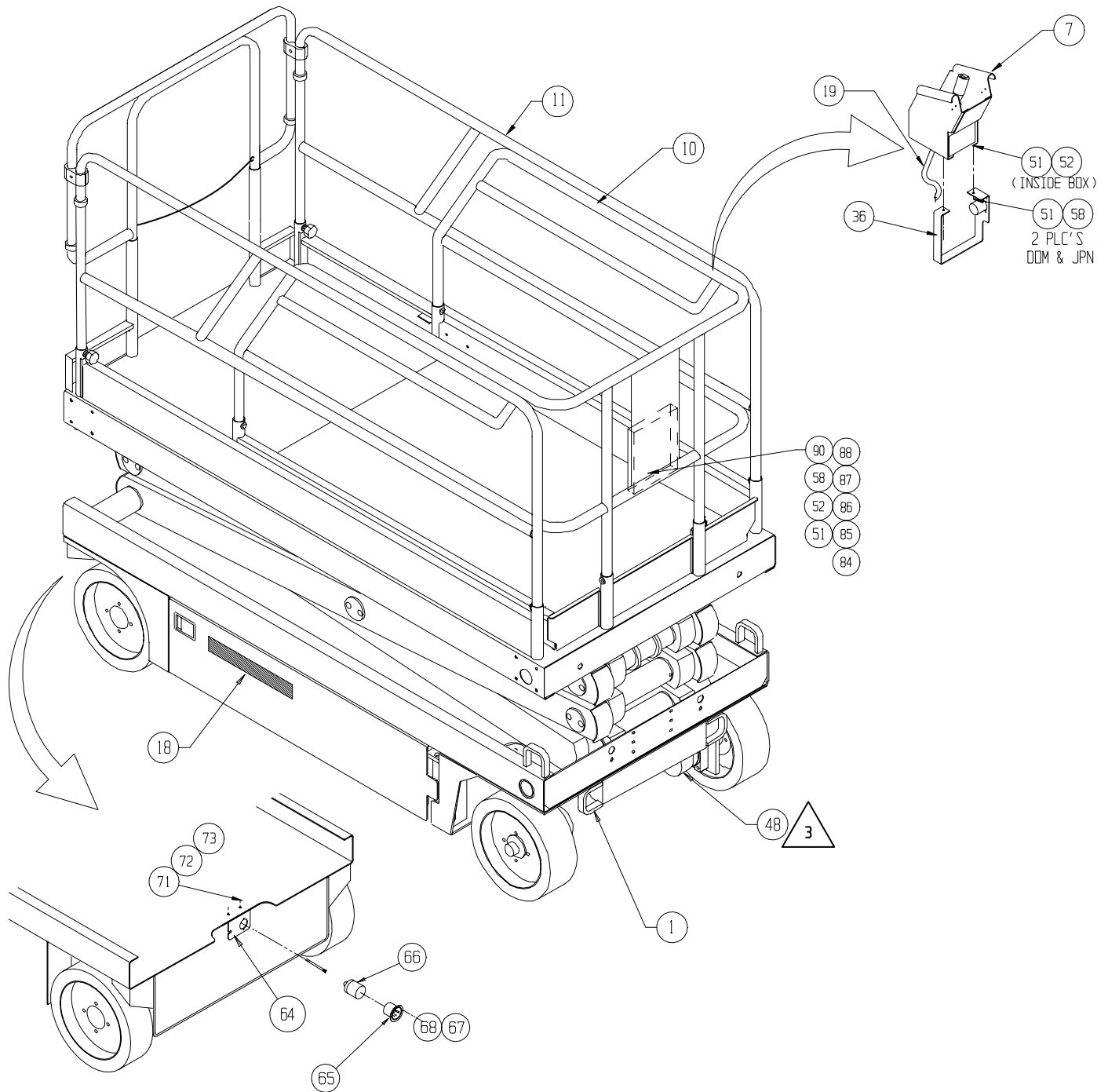
ITEM	PART	DESCRIPTION	QTY	ITEM	PART	DESCRIPTION	QTY
1	114011-000	BASIC ASSY	1	48	065369-099	HOSE GUARD	4
2	066008-026	CONTROL MODULE	1	50	011238-004	LOCKWASHER - 1/4" SPLIT RING	4
3	069199-001	CHARGER	1	51	011240-004	WASHER 1/4 STD FLAT	11
4	067193-001	PROXIMITY SWITCH ASSY	1	52	011248-004	NUT HEX ESNA 1/4-20UNC	10
7	066013-020	CONTROLLER ASSEMBLY	1	53	011254-008	SCREW HHC 3/8-16 X 1	4
9	015796-000	BATTERY 6 V	4	54	011240-006	WASHER 3/8 STD FLAT	4
-	015796-001	BATTERY 6V, DRY	REF	56	066179-000	VALVE DELTA	1
10	066056-010	EXTENSION DECK	1	57	065754-001	CABLE	1
11	066055-015	PLATFORM/GUARDRAIL ASSY	1	58	011252-006	SCREW, 1/4-20 UNC X 3/4	11
13	066009-026	POWER MODULE	1	59	063664-008	ORIFICE HYDRAFORCE #7051070	1
14	114016-000	HYDRAULIC HOSE KIT / INST.	1	62	011941-005	FITTING STR 6MB-6MJ	2
15	066781-020	HYDRAULIC SCHEMATIC	REF	63	066047-002	CABLE ASSY SER/PAR	1
16	066769-020	ELECTRICAL SCHEMATIC	REF	64	114063-000	E-DOWN & POWER TO PLATFORM BRKT	1
17	110030-000	SPECIFICATION SHEET	REF	69	011239-012	WASHER FLAT ASTM A325 3/4 DIA	2
18	114015-000	LABEL KIT / INSTALLATION	1	70	067336-000	PLUG ASSY MALE	1
19	066012-021	CONTROL CABLE ASSY	1	71	011253-008	SCREW HHC GR5 5/16-18 x 1	2
20	065943-102	WIRE HARNESS ASSY J3	1	72	011248-005	NUT HEX ESNA 5/16-18	2
22	066610-010	POWER TO PLATFORM	1	73	011240-005	WASHER FLAT 5/16	4
23	101182-007	CABLE ASSY W/ CONNECTOR	1	75	066713-002	WELDMENT, DOOR HINGE	1
24	101182-008	CABLE ASSY W/ CONNECTOR	1	76	066762-000	SHIM 20GA	A/R
25	064195-008	CABLE ASSY X 8	3	77	066763-000	SHIM 16GA	A/R
26	062125-005	CABLE ASSY X 14	1	78	066764-000	SHIM 12GA	A/R
27	064195-040	CABLE ASSY X 40	1	79	011250-012	NUT 3/4-10 HEX	6
28	062125-011	CABLE ASSY X 9	1	80	014099-020	SCREW HHC GR5 PLTD 3/4-10 X 2 1/2	6
29	064195-005	CABLE ASSY X 5	1	81	011240-012	WASHER 3/4 FLAT	6
30	010154-001	COVER BATTERY TERMINAL	10	82	066713-001	WELDMENT, DOOR HINGE	1
31	029601-039	CONN RING 5/16 10-12	2	83	013283-002	CABLE MOUNT	8
32	014252-004	NUTSERT 1/4-20	2	84	060540-001	DOCUMENTATION KIT	1
33	011252-010	SCREW HHC 1/4-20 X 1 1/4	2	85	114111-000	SERVICE MANUAL	1
34	063497-025	PLUG BYPASS WIRE ASSY	1	86	114110-000	OPERATOR MANUAL	1
36	065746-002	CONTROLLER GUIDE-WIDE	1	87	114112-000	PARTS MANUAL	1
38	065942-102	CABLE ASSY VALVE BLOCK	1	88	060577-004	ANSI MANUAL	1
39	066014-020	LOWER CONTROL ASSY	1	90	010076-000	MANUAL CASE	1
40	066768-000	TILT ALARM COVER WELDMENT	1	91	115025-000	PAINT KIT	1
41	029945-030	LEVEL SENSOR WIRE ASSY	1	92	115029-001	WELDMENT KIT - CHASSIS	1
44	029601-021	CONN RING 3/8 10-12	2	93	115030-001	WELDMENT KIT - LINKAGE	1
45	067340-101	WIRE ASSY LOWER CONTROLS	1	94	115031-001	WELDMENT KIT - PLATFORM	1
47	029620-002	CONNECTOR - BUTT	1				

## NOTE :

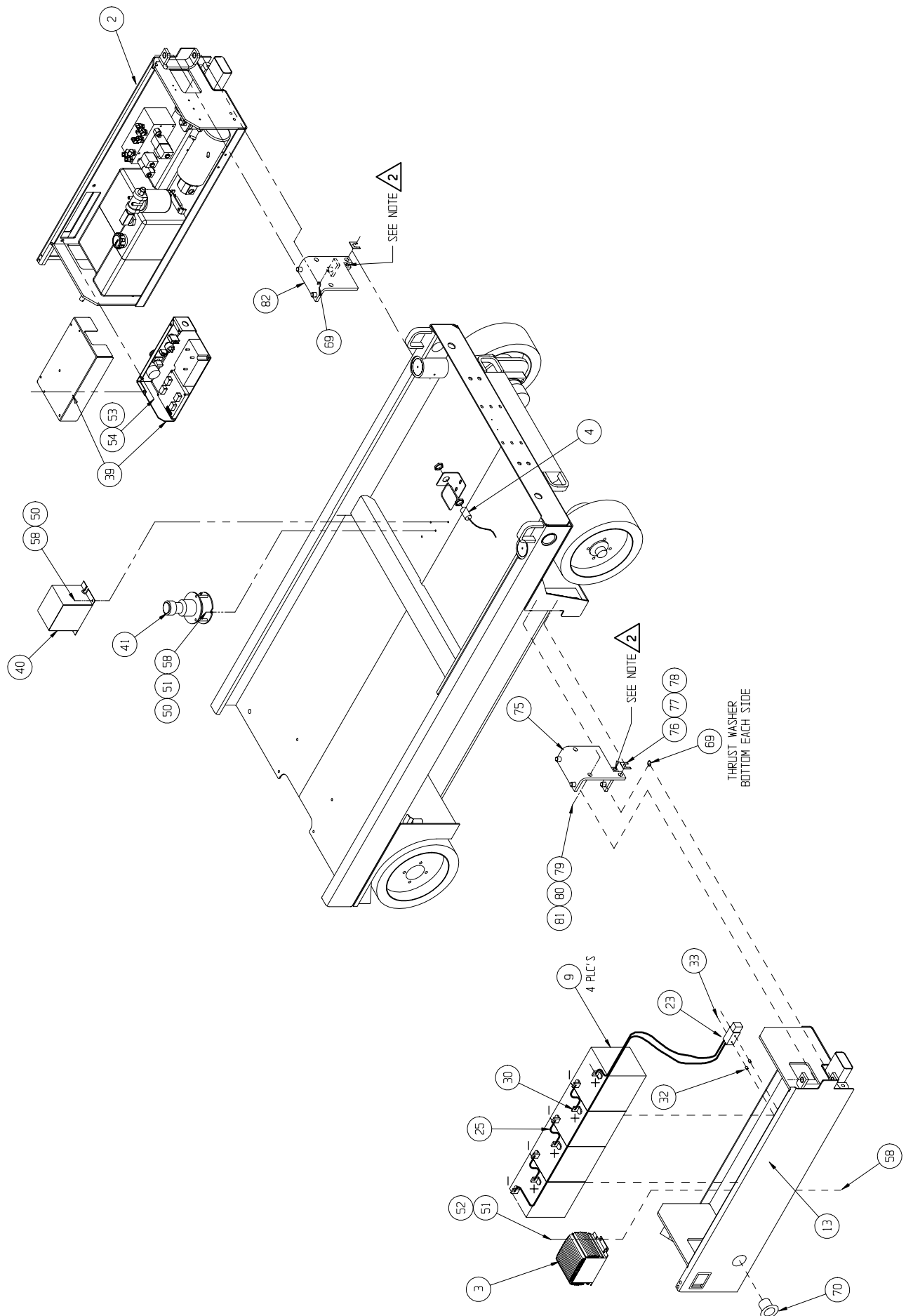
2. ADJUST HINGE BY USING A 5/8-11 SET SCREW TO LEVEL TOP OF MODULE TO UNDERSIDE OF CHASSIS WHILE MAINTAINING A 1/8" TO 3/16" GAP AND INSERTING THE PROPER SHIM BETWEEN THE HINGE AND BULKHEAD.

3. INSURE SLACK IN MOTOR HOSES AT FULL STEERING MOTION.

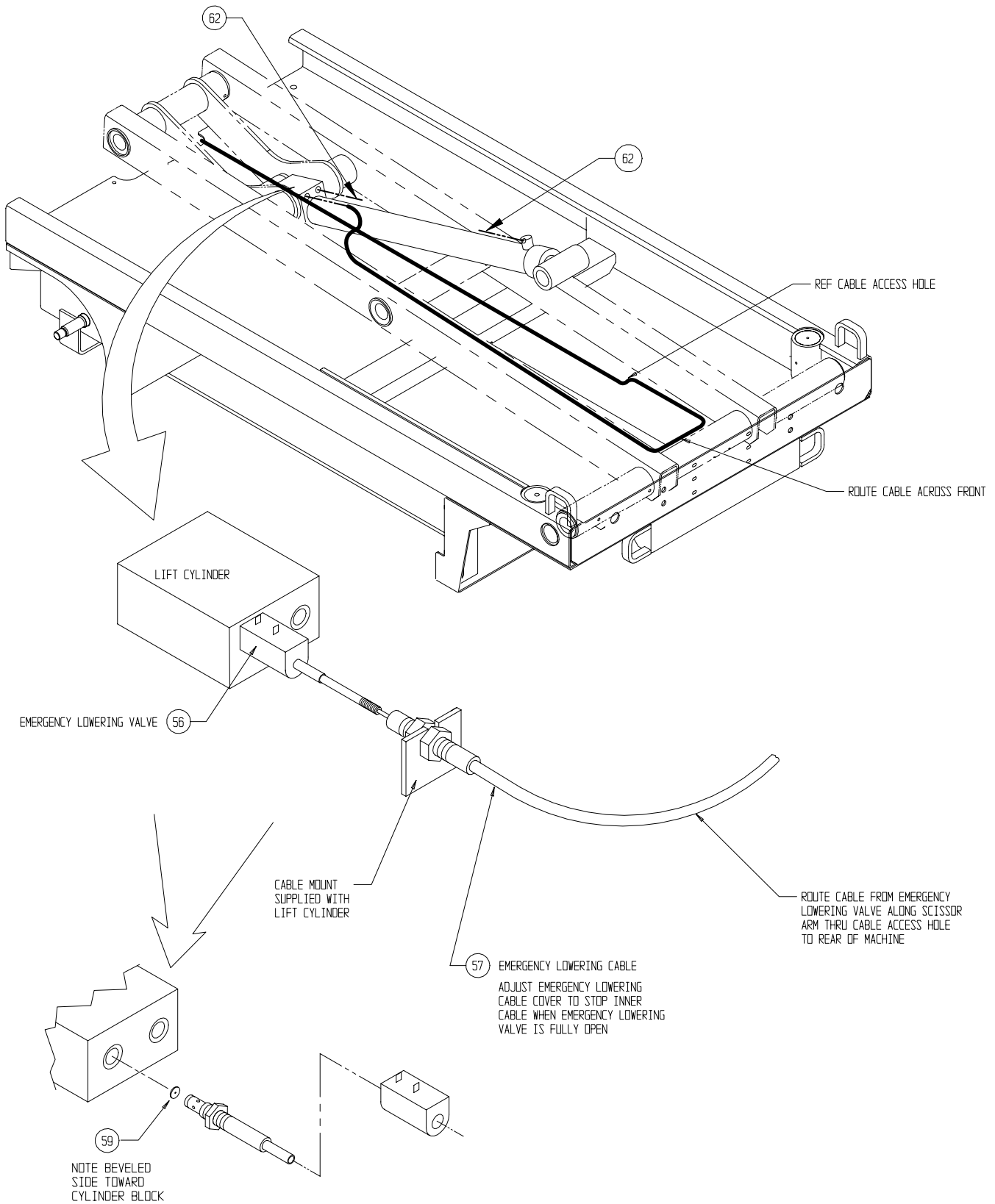
## Drawing 1 of 4

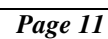


# Drawing 2 of 4



## Drawing 3 of 4





# Final Assembly – X26N

## 114020-000

ITEM	PART	DESCRIPTION	QTY	ITEM	PART	DESCRIPTION	QTY
1	114021-000	BASIC ASSY	1	51	011240-004	WASHER 1/4 STD FLAT	6
2	066008-026	CONTROL MODULE	1	52	011248-004	NUT HEX ESNA 1/4-20UNC	4
3	069199-001	CHARGER	1	53	011254-008	SCREW HHC 3/8-16 X 1	4
4	067193-001	SWITCH - PROXIMITY	1	54	011240-006	WASHER 3/8 STD FLAT	4
7	066013-020	CONTROLLER ASSEMBLY	1	55	011821-006	SCREW BUTTON HD 1/4-20 X 3/4	2
9	015796-000	BATTERY 6 V	4	56	066179-000	VALVE DELTA	1
-	015796-001	BATTERY 6 V	REF	57	065754-001	CABLE	1
10	066056-010	EXTENSION DECK	1	58	011252-006	SCREW HHC 1/4-20 UNC X 3/4	6
11	066055-015	PLATFORM/GUARDRAIL ASSY	1	59	063664-008	ORIFICE HYDRAFORCE #7051070	1
13	066009-026	POWER MODULE	1	62	011941-005	FITTING STR 6MB-6MJ	2
14	114016-000	HYDRAULIC HOSE KIT / INST.	1	63	066047-002	CABLE ASSY SER/PAR	1
15	066781-020	HYDRAULIC SCHEMATIC	REF	64	114063-000	E-DOWN & POWER TO PLATFORM BRKT	1
16	066769-020	ELECTRICAL SCHEMATIC	REF	65	029961-000	INLET PLUG	1
17	110030-000	SPECIFICATION SHEET	REF	66	029961-001	SEAL, INLET PLUG	1
18	114025-000	LABEL KIT / INSTALLATION	1	67	011715-004	SCREW RD HD #6-32	2
19	066012-022	CONTROL CABLE ASSY	1	68	011248-047	NUT ESNA #6-32	2
20	065943-102	WIRE HARNESS ASSY J3	1	69	011239-012	WASHER FLAT ASTM A325 3/4 DIA	2
22	066610-011	POWER TO PLATFORM	1	70	029938-000	PLUG, 3 PRONG MALE	1
23	101182-007	CABLE ASSY W/ CONNECTOR	1	71	011253-008	SCREW HHC GR5 5/16-18 x 1	2
24	101182-008	CABLE ASSY W/ CONNECTOR	1	72	011248-005	NUT HEX ESNA 5/16-18	2
25	064195-008	CABLE ASSY X 8	3	73	011240-005	WASHER FLAT 5/16	4
26	062125-005	CABLE ASSY X 14	1	75	066713-002	WELDMENT, DOOR HINGE	1
27	064195-040	CABLE ASSY X 40	1	76	066762-000	SHIM 20GA	A/R
28	062125-011	CABLE ASSY X 9	1	77	066763-000	SHIM 16GA	A/R
29	064195-005	CABLE ASSY X 5	1	78	066764-000	SHIM 12GA	A/R
30	010154-001	COVER BATTERY TERMINAL	10	79	011250-012	NUT 3/4-10 HEX	6
31	029601-039	CONN RING 5/16 10-12	2	80	014099-020	SCREW HHC GR5 PLTD 3/4-10 X 2 1/2	6
32	014252-004	NUTSERT 1/4-20	2	81	011240-012	WASHER 3/4 FLAT	6
33	011252-010	SCREW HHC 1/4-20 X 1 1/4	2	82	066713-001	WELDMENT, DOOR HINGE	8
34	063497-025	PLUG BYPASS WIRE ASSY	1	83	013283-002	CABLE MOUNT	8
36	065746-002	CONTROLLER GUIDE-WIDE	1	84	060540-001	DOCUMENTATION KIT	1
38	065942-102	CABLE ASSY VALVE BLOCK	1	85	114111-000	SERVICE MANUAL	1
39	066014-020	LOWER CONTROL ASSY	1	86	114110-000	OPERATOR MANUAL	1
40	066768-000	TILT ALARM COVER WELDMENT	1	87	114112-000	PARTS MANUAL	1
41	029945-030	LEVEL SENSOR WIRE ASSY	1	88	060577-004	ANSI MANUAL	1
44	029601-021	CONN RING 3/8 10-12	2	90	010076-000	MANUAL CASE	1
45	067340-101	WIRE ASSY LOWER CONTROLS	1	91	115027-000	PAINT KIT	1
47	029620-002	CONNECTOR - BUTT	1	92	115029-001	WELDMENT KIT - CHASSIS	1
48	065369-099	HOSE GUARD	4	93	115030-003	WELDMENT KIT - LINKAGE	1
50	011238-004	LOCKWASHER - 1/4" SPLIT RING	4	94	115031-001	WELDMENT KIT - PLATFORM	1

## NOTE :

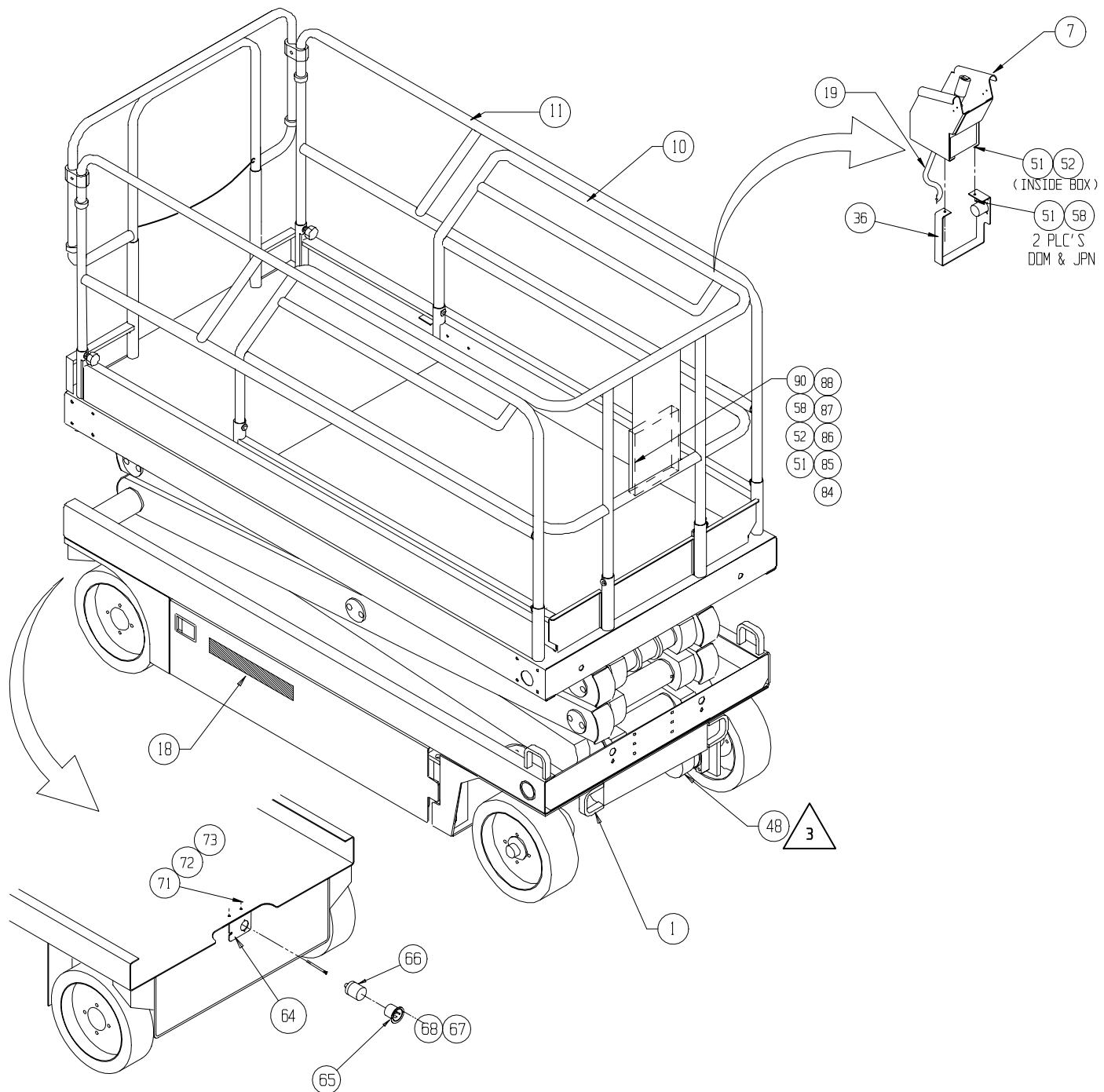


ADJUST HINGE BY USING A 5/8-11 SET SCREW TO LEVEL TOP OF MODULE TO UNDERSIDE OF CHASSIS WHILE MAINTAINING A 1/8" TO 3/16" GAP AND INSERTING THE PROPER SHIM BETWEEN THE HINGE AND BULKHEAD.

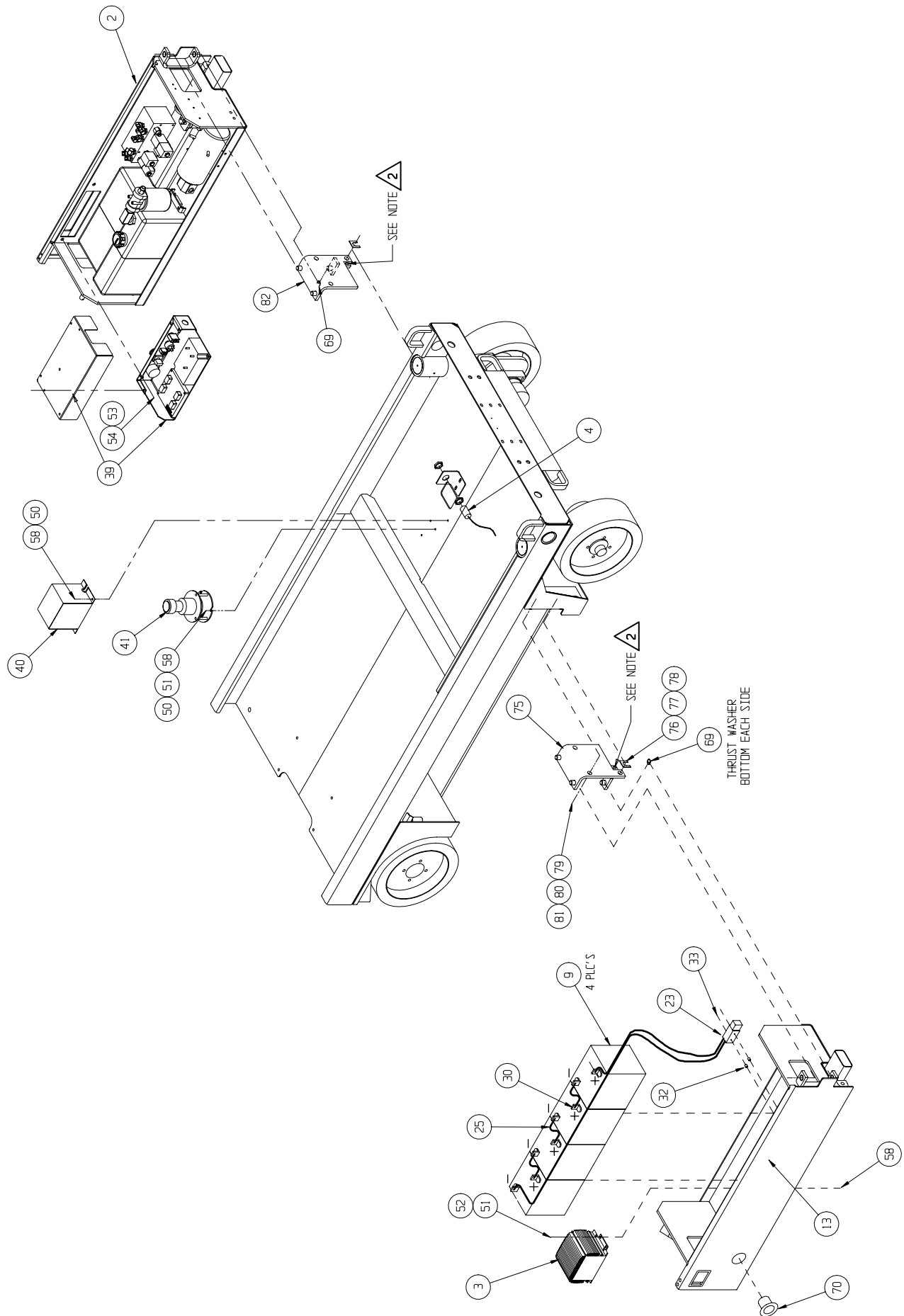


INSURE SLACK IN MOTOR HOSES AT FULL STEERING MOTION.

**Drawing 1 of 4**

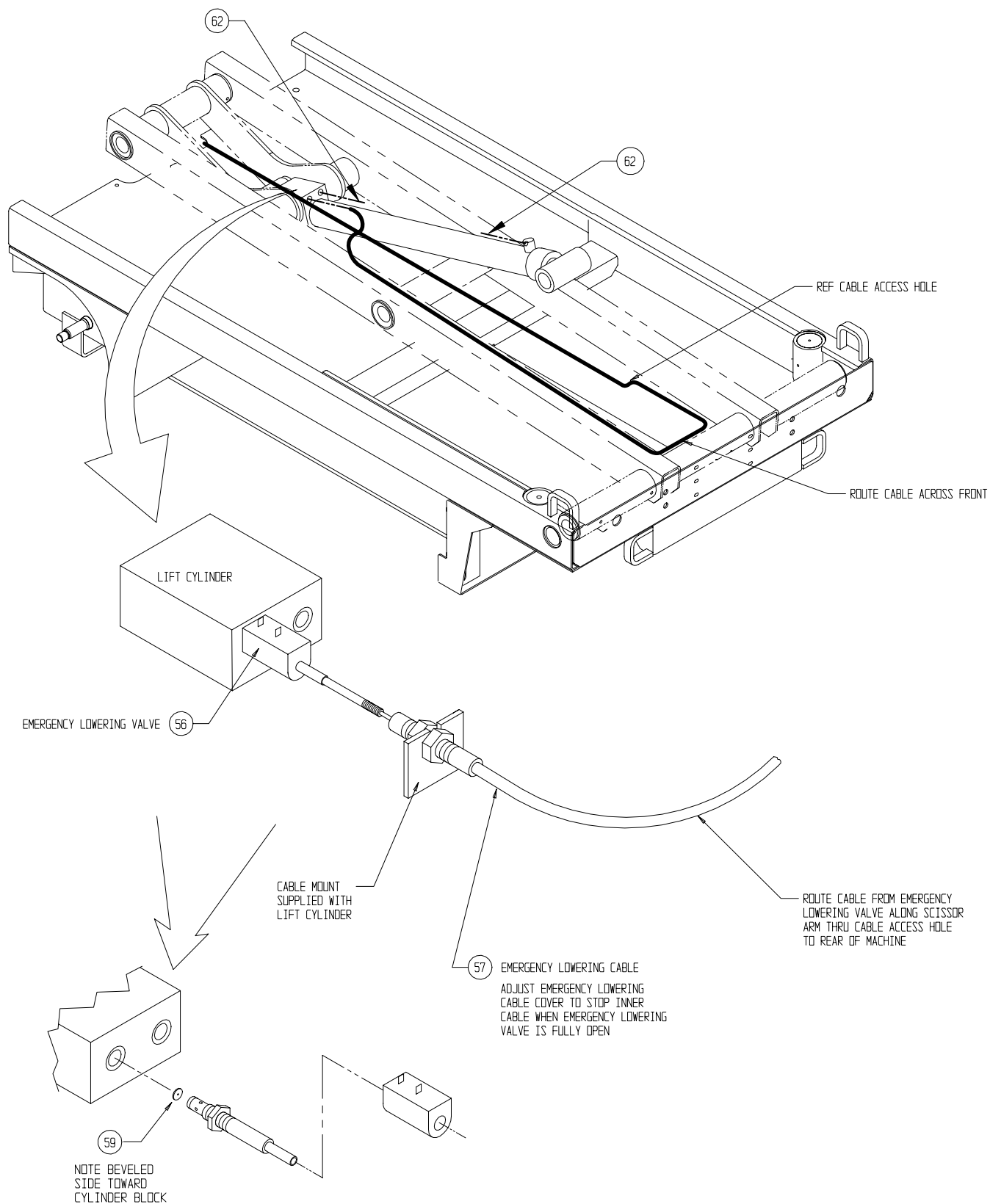


## Drawing 2 of 4

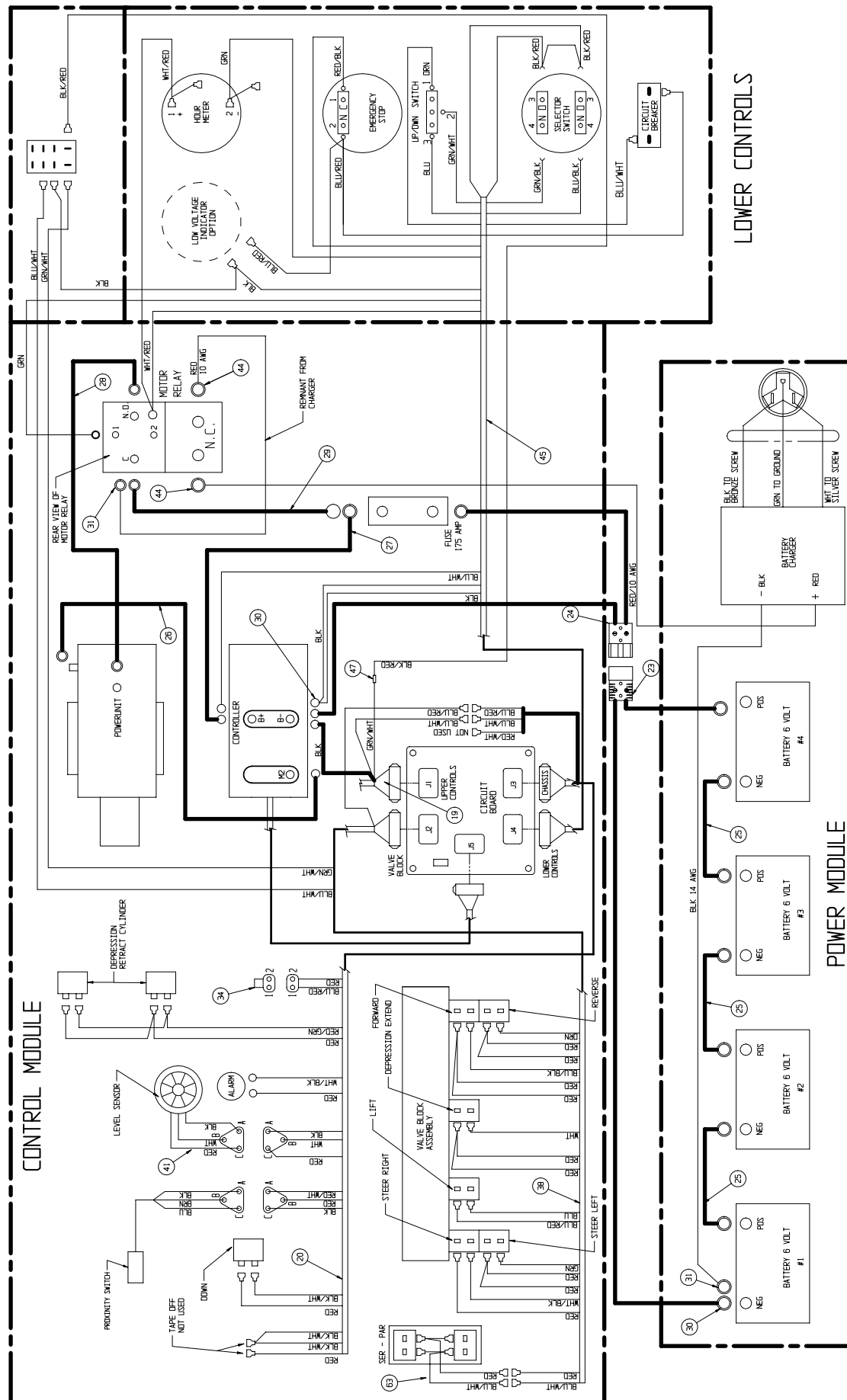




# Drawing 3 of 4



### Drawing 4 of 4



# Final Assembly – X26UN

## 114030-000

ITEM	PART	DESCRIPTION	QTY	ITEM	PART	DESCRIPTION	QTY
1	114031-000	BASIC ASSY	1	48	065369-099	HOSE GUARD	4
2	066008-026	CONTROL MODULE	1	50	011238-004	LOCKWASHER - 1/4" SPLIT RING	4
3	069199-001	CHARGER	1	51	011240-004	WASHER 1/4 STD FLAT	11
4	067193-001	SWITCH - PROXIMITY	1	52	011248-004	NUT HEX ESNA 1/4-20UNC	10
7	066013-020	CONTROLLER ASSEMBLY	1	53	011254-008	SCREW HHC 3/8-16 X 1	4
9	015796-010	BATTERY 6 V	4	54	011240-006	WASHER 3/8 STD FLAT	4
-	015796-011	BATTERY 6V, DRY	REF	56	066179-000	VALVE DELTA	1
10	066006-026	EXTENSION DECK	1	57	065754-001	CABLE	1
11	066005-026	PLATFORM/GUARDRAIL ASSY	1	58	011252-006	SCREW HHC 1/4-20 UNC X 3/4	11
13	066009-026	POWER MODULE	1	59	063664-008	ORIFICE HYDRAFORCE #7051070	1
14	066061-026	HYDRAULIC HOSE KIT / INST.	1	62	011941-005	FITTING STR 6MB-6MJ	2
15	066781-020	HYDRAULIC SCHEMATIC	REF	63	066047-000	CABLE ASSY SER/PAR	1
16	066769-020	ELECTRICAL SCHEMATIC	REF	64	114036-000	E-DOWN & POWER TO PLATFORM BRKT	1
17	110031-000	SPECIFICATION SHEET	REF	65	029961-000	INLET PLUG	1
18	114035-000	LABEL KIT / INSTALLATION	1	66	029961-001	SEAL, INLET PLUG	1
19	066012-022	CONTROL CABLE ASSY	1	67	011715-004	SCREW RD HD 6-32 X 1/2	2
20	065943-102	WIRE HARNESS ASSY J3	1	68	011248-047	NUT ESNA #6-32	2
22	066610-011	POWER TO PLATFORM	1	69	011239-012	WASHER FLAT ASTM A325 3/4 DIA	2
23	101182-007	CABLE ASSY W/ CONNECTOR	1	70	067336-000	PLUG ASSY M	1
24	101182-008	CABLE ASSY W/ CONNECTOR	1	71	011253-005	SCREW HHC GR5 5/16-18	2
25	064195-008	CABLE ASSY X 8	3	72	011248-005	NUT HEX ESNA 5/16 FLAT	2
26	062125-005	CABLE ASSY X 14	1	73	011240-005	WASHER FLAT 5/16	4
27	064195-040	CABLE ASSY X 40	1	75	066713-002	WELDMENT, DOOR HINGE	1
28	062125-011	CABLE ASSY X 9	1	76	066762-000	SHIM 20GA	A/R
29	064195-005	CABLE ASSY X 5	1	77	066763-000	SHIM 16GA	A/R
30	010154-001	COVER BATTERY TERMINAL	10	78	066764-000	SHIM 12GA	A/R
31	029601-039	CONN RING 5/16 10-12	2	79	011250-012	NUT 3/4-10 HEX	6
32	014252-004	NUTSERT 1/4-20	2	80	014099-020	SCREW HHC GR5 PLTD 3/4-10 X 2 1/2	6
33	011252-010	SCREW HHC 1/4-20 X 1 1/4	2	81	011240-012	WASHER 3/4 FLAT	6
34	063497-020	PLUG MERCURY WIRE ASSY	1	82	066713-001	WELDMENT, DOOR HINGE	1
36	065746-002	CONTROLLER GUIDE-WIDE	1	83	013283-002	CABLE MOUNT	8
38	065942-102	CABLE ASSY VALVE BLOCK	1	84	060540-001	DOCUMENTATION KIT	1
39	066014-020	LOWER CONTROL ASSY	1	85	114101-000	SERVICE MANUAL	1
40	066768-000	TILT ALARM COVER WELDMENT	1	86	114100-000	OPERATOR MANUAL	1
41	029945-030	LEVEL SENSOR WIRE ASSY	1	87	114102-000	PARTS MANUAL	1
44	029601-021	CONN RING 3/8 10-12	2	88	060577-004	ANSI MANUAL	1
45	067340-101	WIRE ASSY LOWER CONTROLS	1	90	010076-000	MANUAL CASE	1
47	029620-002	CONNECTOR - BUTT	1				

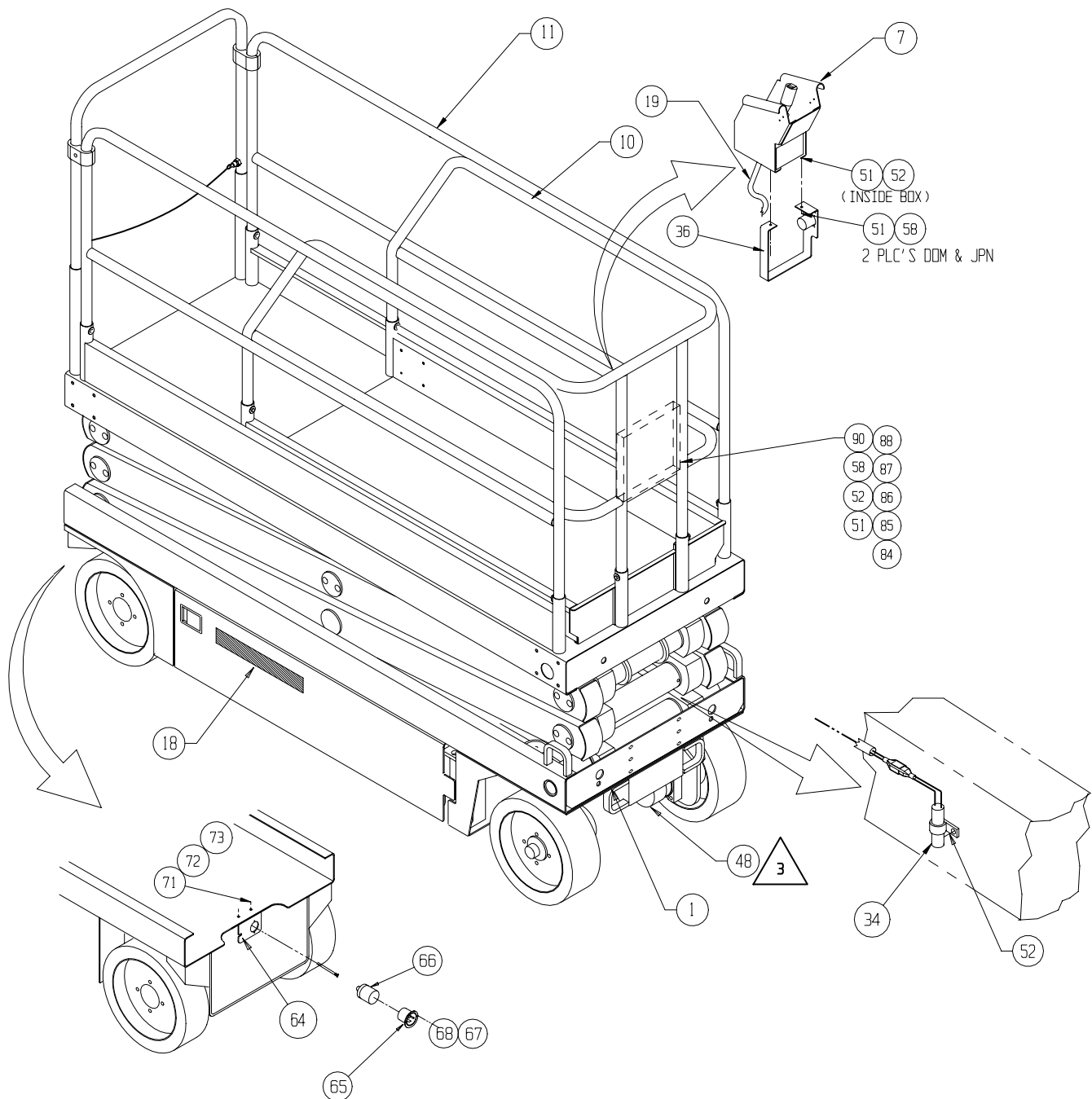
## NOTE :

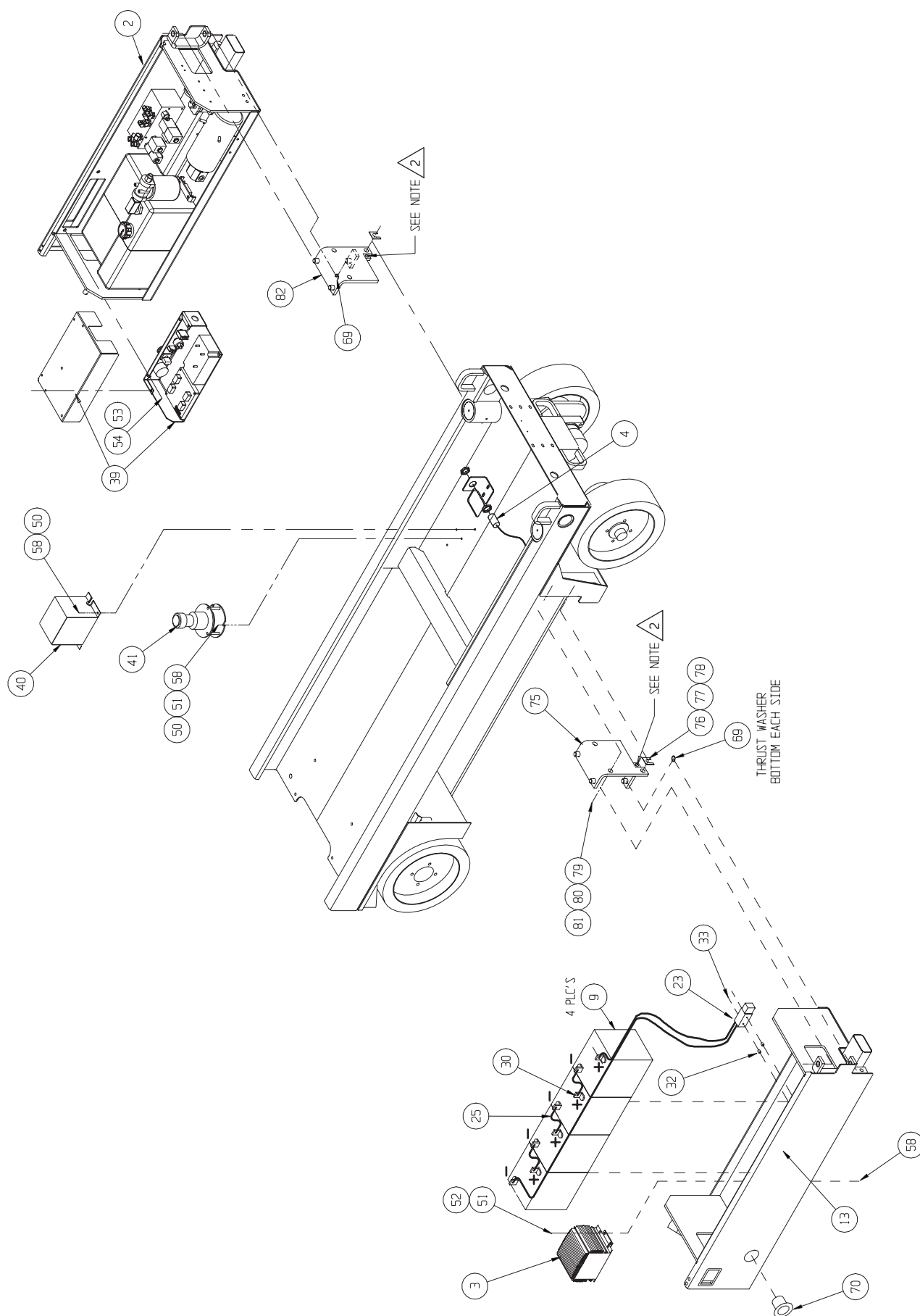


ADJUST HINGE BY USING A 5/8-11 SET SCREW TO LEVEL TOP OF MODULE TO UNDERSIDE OF CHASSIS WHILE MAINTAINING A 1/8" TO 3/16" GAP AND INSERTING THE PROPER SHIM BETWEEN THE HINGE AND BULKHEAD.

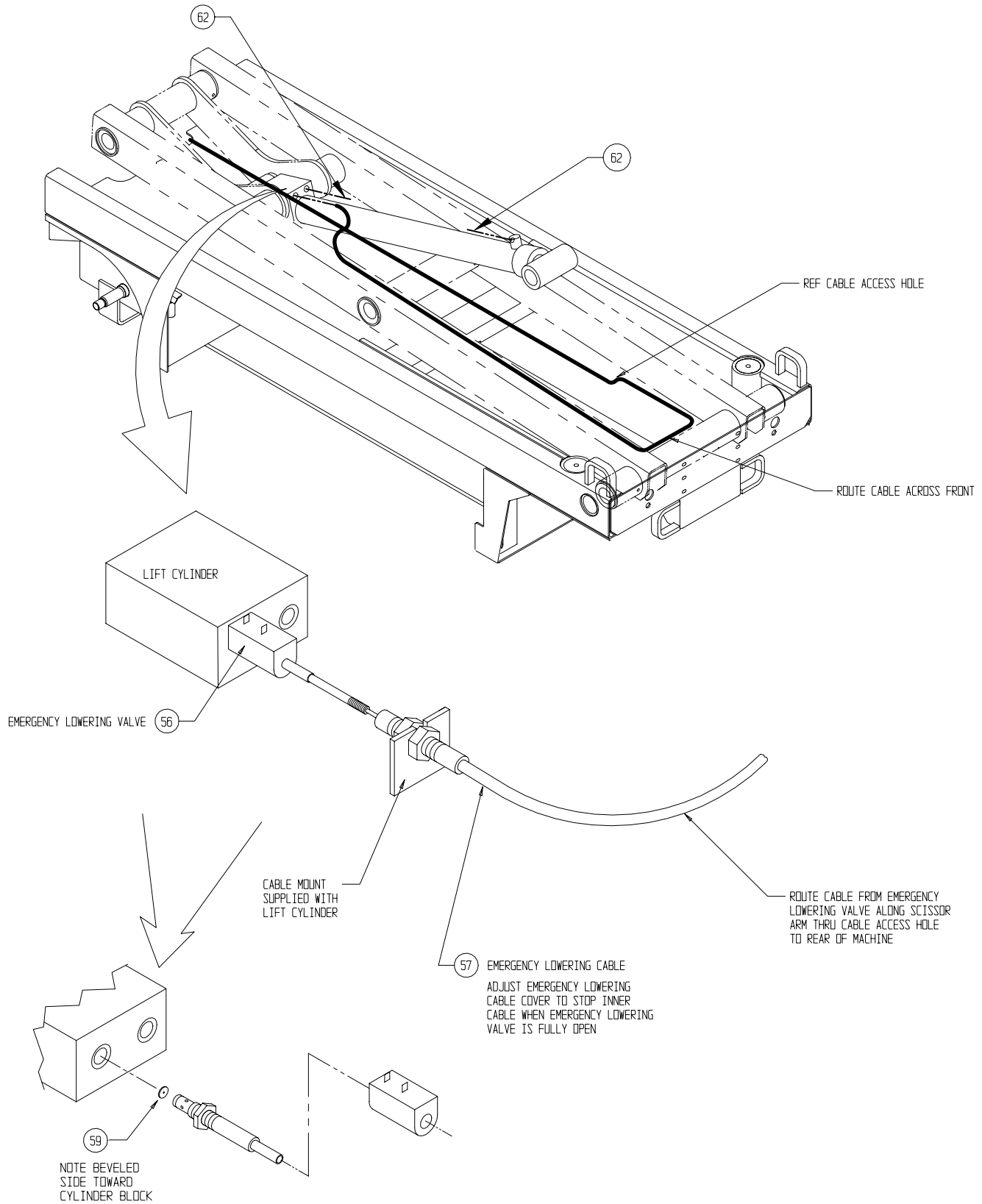


INSURE SLACK IN MOTOR HOSES AT FULL STEERING MOTION.

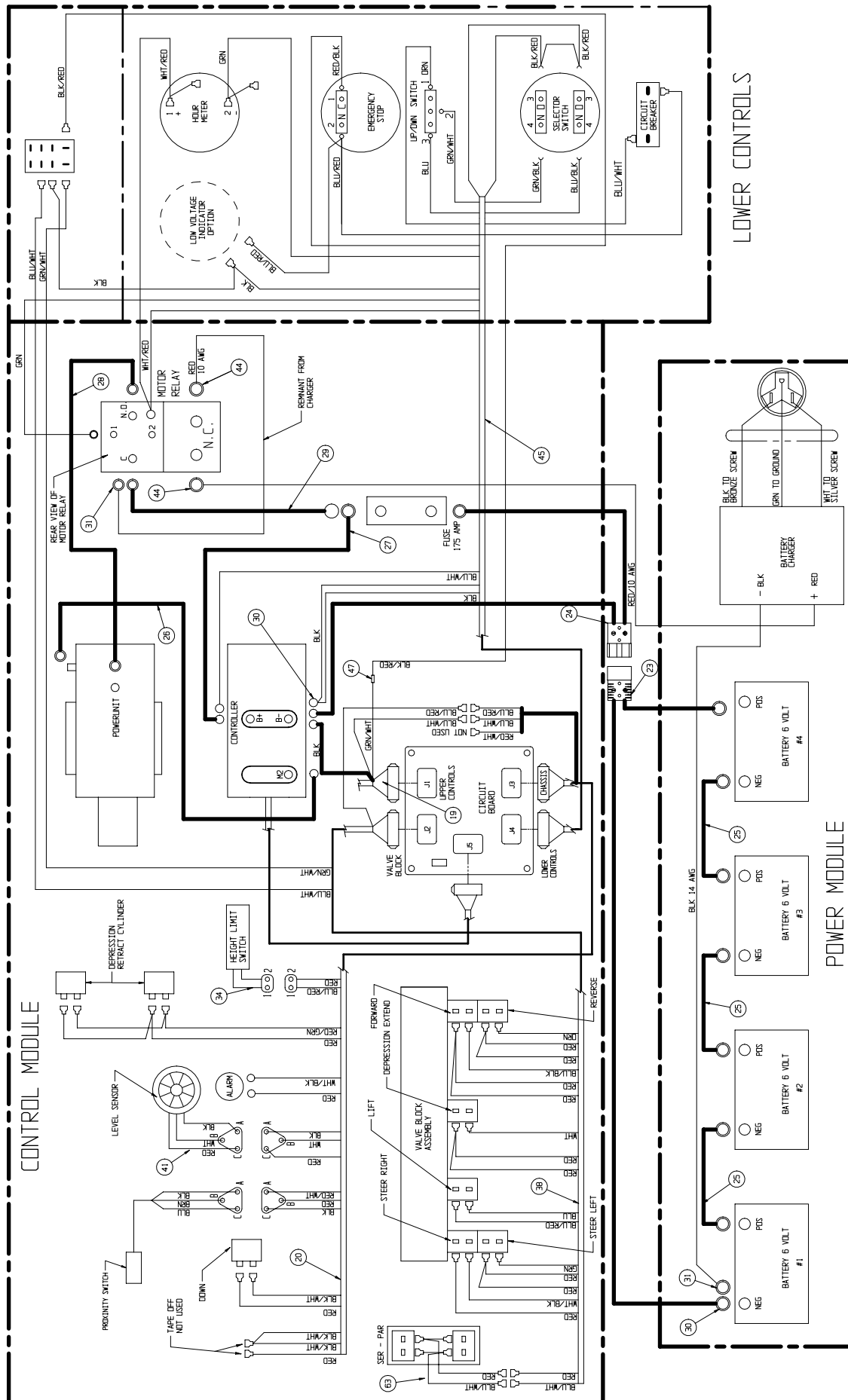
**Drawing #1 of 4**

**Drawing # 2 of 4**

## Drawing # 3 of 4



## Drawing # 4 of 4



# Final Assembly – X31N

## 114040-000

ITEM	PART	DESCRIPTION	QTY	ITEM	PART	DESCRIPTION	QTY
1	114041-000	BASIC ASSY	1	52	011248-004	NUT HEX ESNA 1/4-20UNC	8
2	066008-026	CONTROL MODULE	1	53	011254-008	SCREW HHC 3/8-16 X 1	4
3	069199-001	CHARGER	1	54	011240-006	WASHER 3/8 STD FLAT	6
4	067193-001	PROXIMITY SWITCH	1	55	011254-052	SCREW HHC 3/8-16 X 6 1/2	2
7	066013-020	CONTROLLER ASSEMBLY	1	56	066179-000	VALVE DELTA	1
9	015796-010	BATTERY 6 V	4	57	011238-006	WASHER 3/8 LOCK	2
-	015796-011	BATTERY 6V, DRY	REF	58	011252-006	SCREW, 1/4-20 UNC X 3/4	9
10	066856-001	EXTENSION DECK	1	59	063664-008	ORIFICE HYDRAFORCE #7051070	1
11	066855-002	PLATFORM/GUARDRAIL ASSY	1	61	066047-001	CABLE ASSY X31 ONLY	1
12	065963-002	COUNTERWEIGHT	3	62	011941-005	FITTING STR 6MB-6MJ	2
13	066009-026	POWER MODULE	1	63	066047-002	CABLE ASSY SER/PAR	1
14	114046-000	HYDRAULIC HOSE KIT / INST.	1	64	114063-000	E-DOWN & POWER TO PLATFORM BRKT	1
15	066781-021	HYDRAULIC SCHEMATIC	REF	65	029961-000	INLET PLUG	1
16	066769-020	ELECTRICAL SCHEMATIC	REF	66	029961-001	SEAL, INLET PLUG	1
17	110030-010	SPECIFICATION SHEET	REF	67	011715-004	SCREW RD HD #6-32	2
18	114045-000	LABEL KIT / INSTALLATION	1	68	011248-047	NUT ESNA #6-32	2
19	066012-023	CONTROL CABLE ASSY	1	69	011239-012	WASHER FLAT ASTM A325 3/4 DIA	2
20	065943-102	WIRE HARNESS ASSY J3	1	70	029938-000	PLUG, 3 PRONG MALE	1
22	066610-012	POWER TO PLATFORM	1	71	011253-008	SCREW HHC GR5 5/16-18 X 1	2
23	101182-007	CABLE ASSY W/ CONNECTOR	1	72	011248-005	NUT HEX ESNA 5/16-18	2
24	101182-008	CABLE ASSY W/ CONNECTOR	1	73	011240-005	WASHER FLAT 5/16	4
25	064195-008	CABLE ASSY X 8	3	74	066630-000	EMERGENCY DOWN INSTALLATION	1
26	062125-005	CABLE ASSY X 14	1	75	066713-002	WELDMENT, DOOR HINGE	1
28	064195-040	CABLE ASSY X 40	1	76	066762-000	SHIM 20GA	A/R
28	062125-011	CABLE ASSY X 9	1	77	066763-000	SHIM 16GA	A/R
29	064195-005	CABLE ASSY X 5	1	78	066764-000	SHIM 12GA	A/R
30	010154-001	COVER BATTERY TERMINAL	10	79	011250-012	NUT 3/4-10 HEX	6
31	029601-039	CONN RING 5/16 10-12	1	80	014099-020	SCREW HHC GR5 PLTD 3/4-10 X 2 1/2	6
32	014252-004	NUTSERT 1/4-20	2	81	011240-012	WASHER 3/4 FLAT	6
34	063497-020	MERCURY SW. WIRE ASSY	1	82	066713-001	WELDMENT, DOOR HINGE	1
35	014252-006	NUTSERT 3/8-16	2	83	013283-002	CABLE MOUNT	8
36	011252-010	SCREW HHC 1/4-20 X 1 1/4	2	84	060540-001	DOCUMENTATION KIT	1
38	065942-102	CABLE ASSY VALVE BLOCK	1	85	114111-000	SERVICE MANUAL	1
39	066014-020	LOWER CONTROL ASSY	1	86	114110-000	OPERATOR MANUAL	1
40	066768-000	TILT ALARM COVER WELDMENT	1	87	114112-000	PARTS MANUAL	1
41	029945-030	LEVEL SENSOR WIRE ASSY	1	88	060577-004	ANSI MANUAL	1
43	065746-002	CONTROLLER GUIDE-WIDE	1	90	010076-000	MANUAL CASE	1
44	029601-021	CONN RING 3/8 10-12	3	91	065648-002	MANUAL CASE MOUNT	1
45	067340-101	WIRE ASSY LOWER CONTROLS	1	92	026551-005	RIVET 1/8" SS x .188/250 GRIP	2
47	029620-002	CONNECTOR - BUTT	1	93	115026-000	PAINT KIT	1
48	065369-099	HOSE GUARD	4	94	115029-001	WELDMENT KIT - CHASSIS	1
50	011238-004	WASHER 1/4 LOCK	4	95	115030-004	WELDMENT KIT - LINKAGE	1
51	011240-004	WASHER 1/4 STD FLAT	13	96	115031-002	WELDMENT KIT - PLATFORM	1

## NOTE:



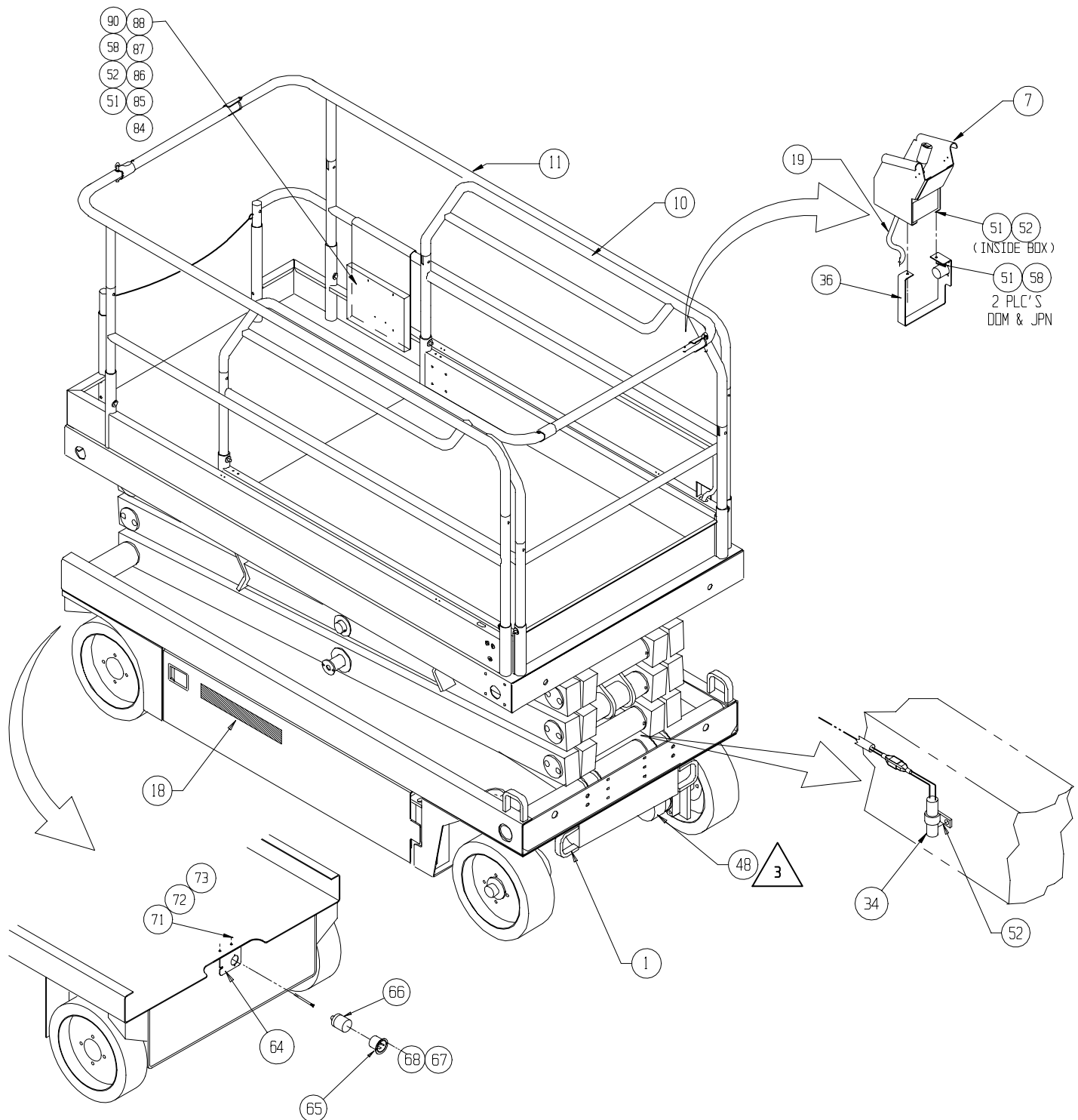
ADJUST HINGE BY USING A 5/8-11 SET SCREW TO LEVEL TOP OF MODULE TO UNDERSIDE OF CHASSIS WHILE MAINTAINING A 1/8" TO 3/16" GAP AND INSERTING THE PROPER SHIM BETWEEN THE HINGE AND BULKHEAD.



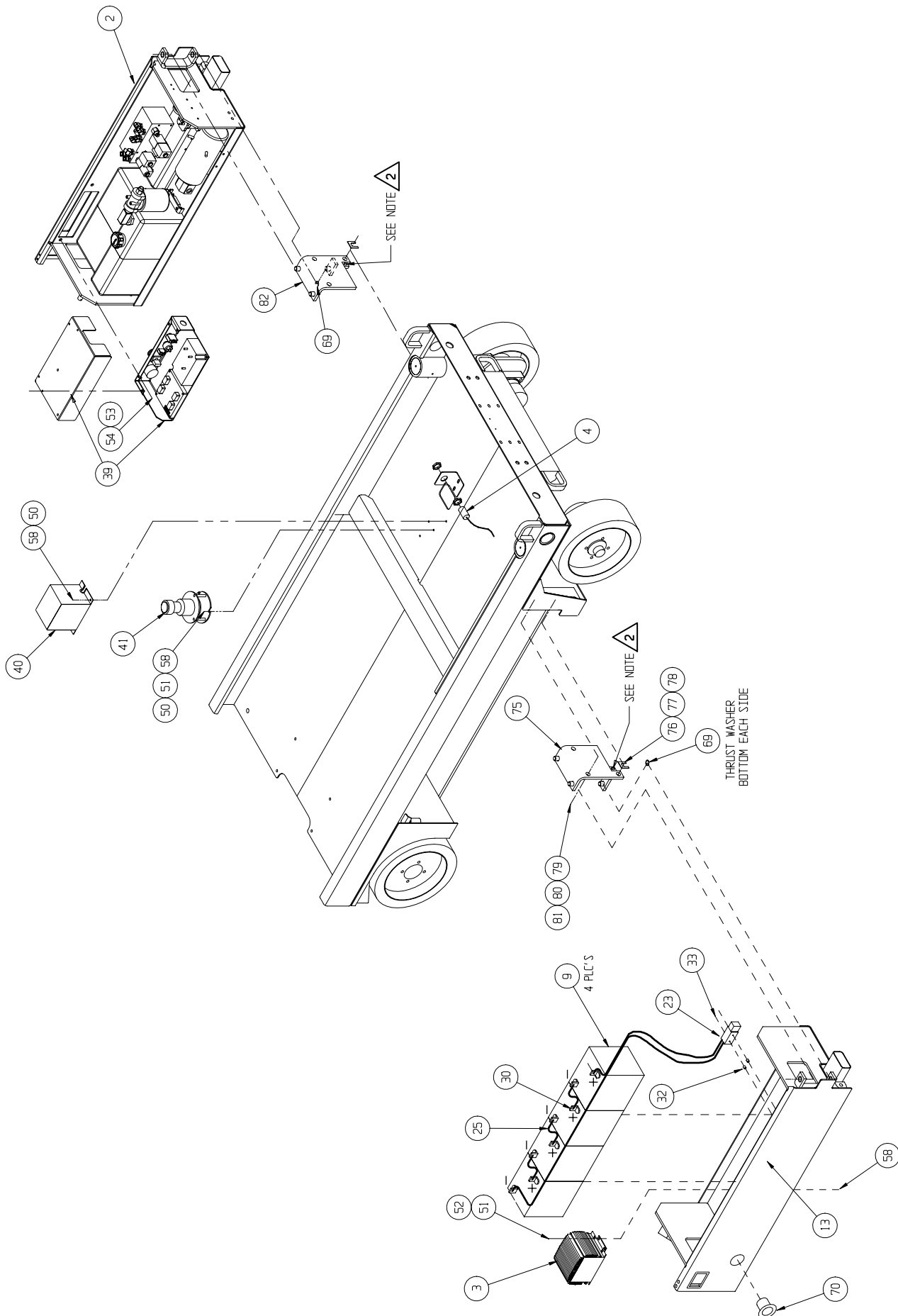
INSURE SLACK IN MOTOR HOSES AT FULL STEERING MOTION.



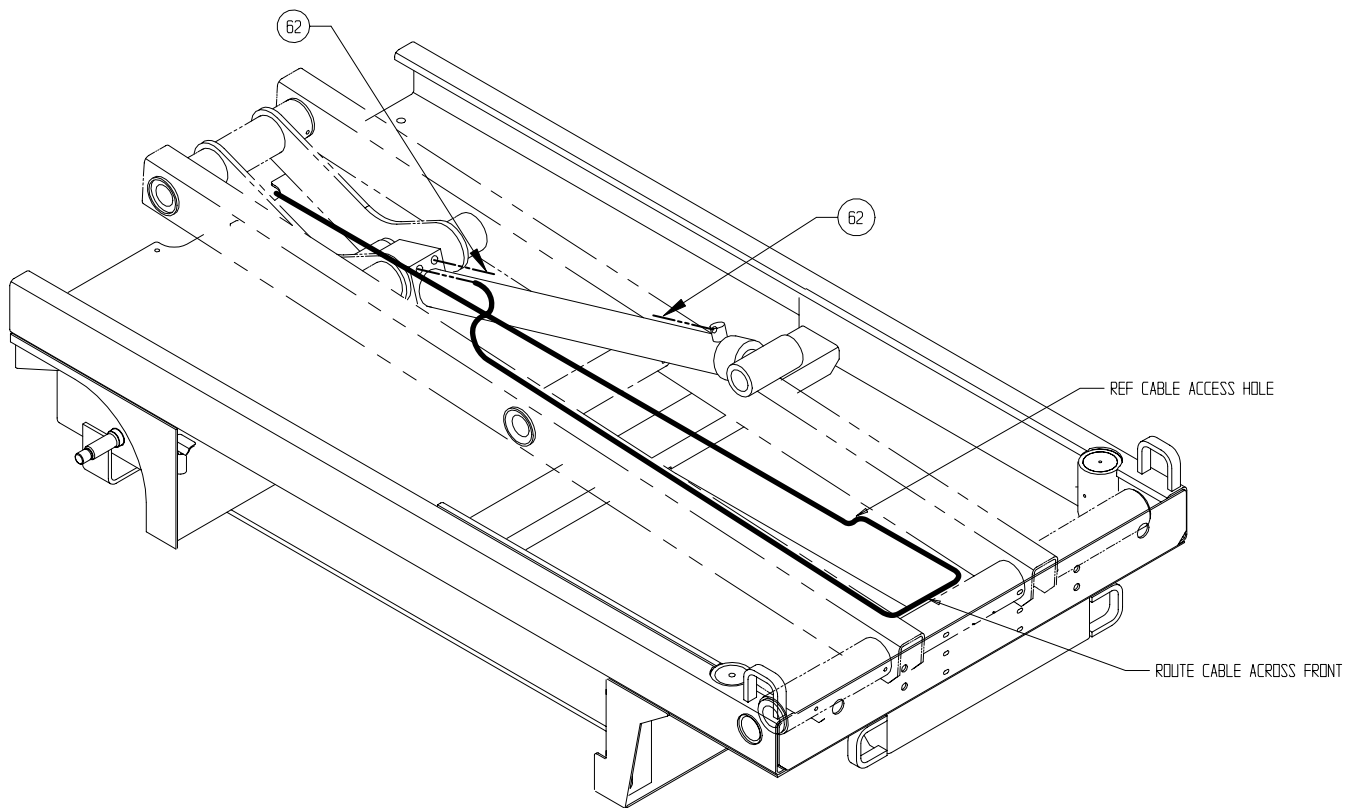
**Drawing 1 of 4**



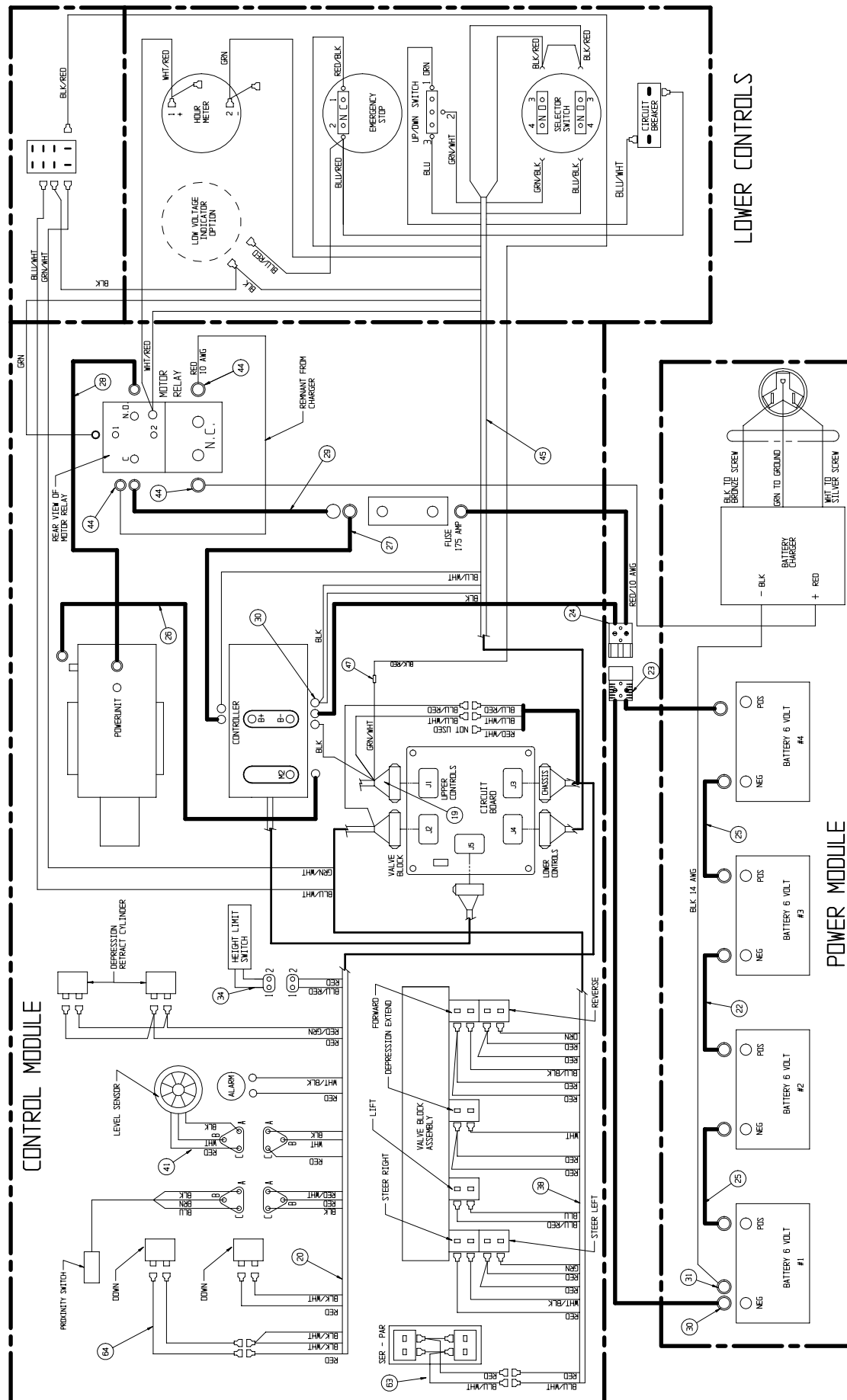
## Drawing 2 of 4



**Drawing 3 of 4**



### Drawing 4 of 4

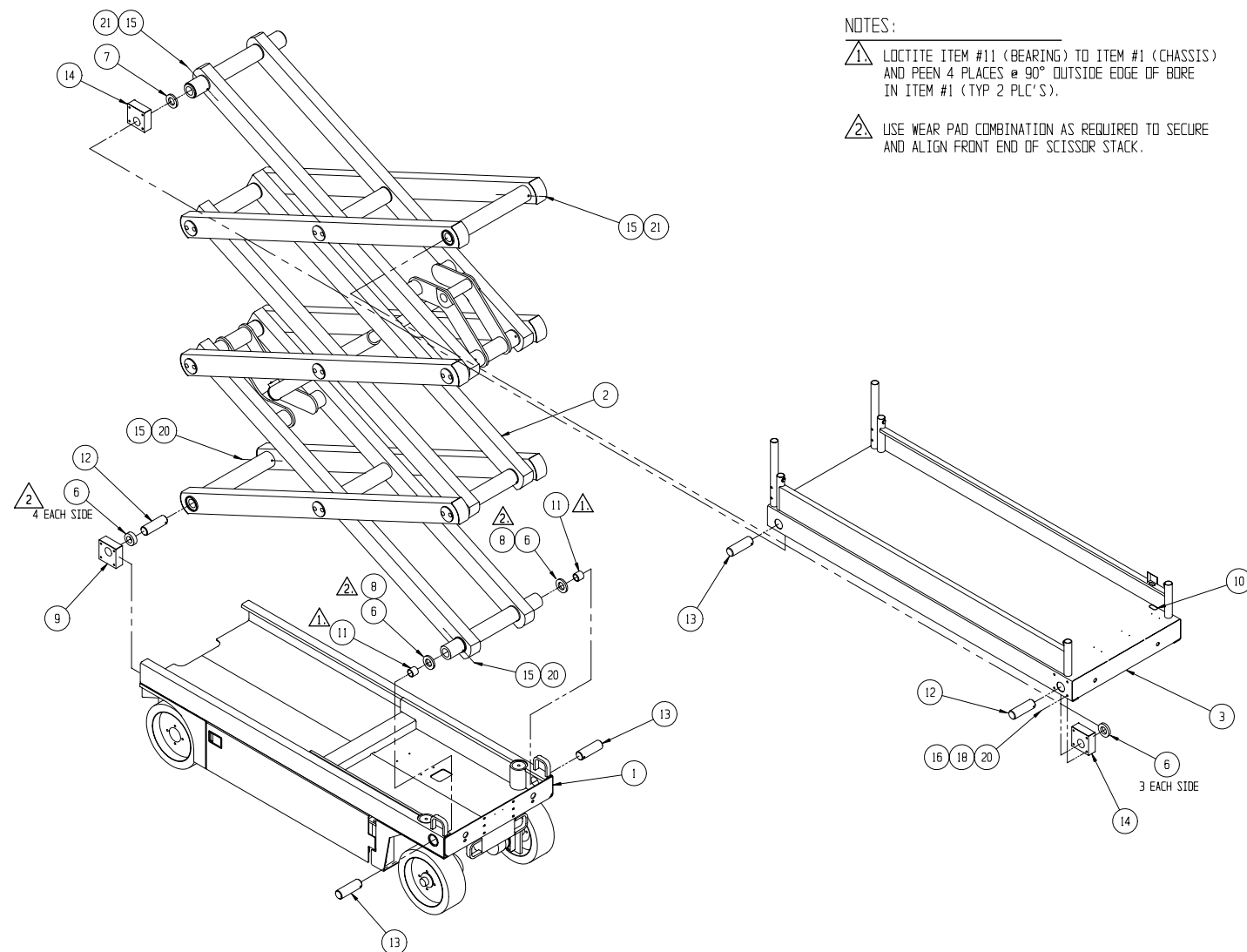


# Basic Assembly – X20N

## 114001-000

ITEM	PART	DESCRIPTION	QTY
1	114002-000	CHASSIS ASSEMBLY	1
2	066003-000	SCISSOR ASSEMBLY	1
3	066250-026	PLATFORM WELDMENT	1
6	066189-000	WEAR PAD 1/4	16
7	066189-001	WEAR PAD 3/8	2
8	066189-004	WEAR PAD 1/8	2
9	066191-001	SLIDE BLOCK (BOTTOM)	2
10	061796-099	GROMMET	FT .63
11	066183-001	BEARING	2

ITEM	PART	DESCRIPTION	QTY
12	066222-001	MOUNTING PIN	4
13	066222-002	MOUNTING PIN	4
14	066191-000	SLIDE BLOCK	4
15	015936-023	SCREW SHOULDER 3/8 X 3 1/2 LG	8
16	011254-024	SCREW HHC 3/8-16 X 3 LG	8
18	011240-006	WASHER 3/8 FLAT	8
20	011248-006	NUT 3/8-16	8
21	011248-005	NUT 5/16-18	8

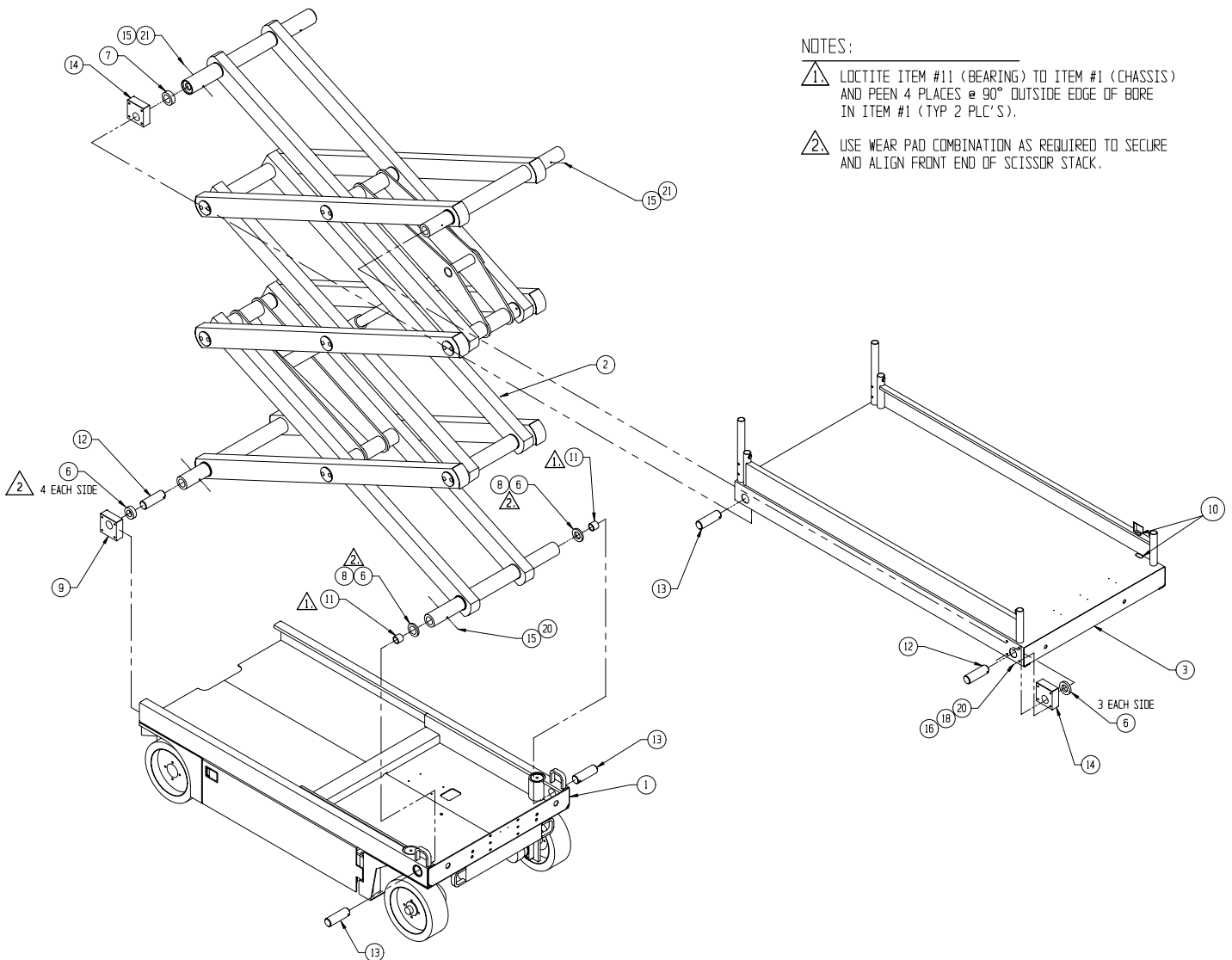


# Basic Assembly – X20W

## 114011-000

ITEM	PART	DESCRIPTION	QTY
1	114012-000	CHASSIS ASSEMBLY	1
2	066053-000	SCISSOR ASSEMBLY	1
3	066292-010	PLATFORM WELDMENT	1
6	066189-000	WEAR PAD 1/4	16
7	066189-001	WEAR PAD 3/8	2
8	066189-004	WEAR PAD 1/8	2
9	066191-001	SLIDE BLOCK (BOTTOM)	2
10	061796-099	GROMMET	FT .63
11	066183-001	BEARING	2

ITEM	PART	DESCRIPTION	QTY
12	066222-001	MOUNTING PIN	4
13	066222-002	MOUNTING PIN	4
14	066191-000	SLIDE BLOCK	4
15	015936-023	SCREW SHOULDER 3/8 X 3 1/2 LG	8
16	011254-032	SCREW HHC 3/8-16 X 4 LG	8
18	011240-006	WASHER 3/8 FLAT	8
20	011248-006	NUT 3/8-16	8
21	011248-005	NUT 5/16-18	8

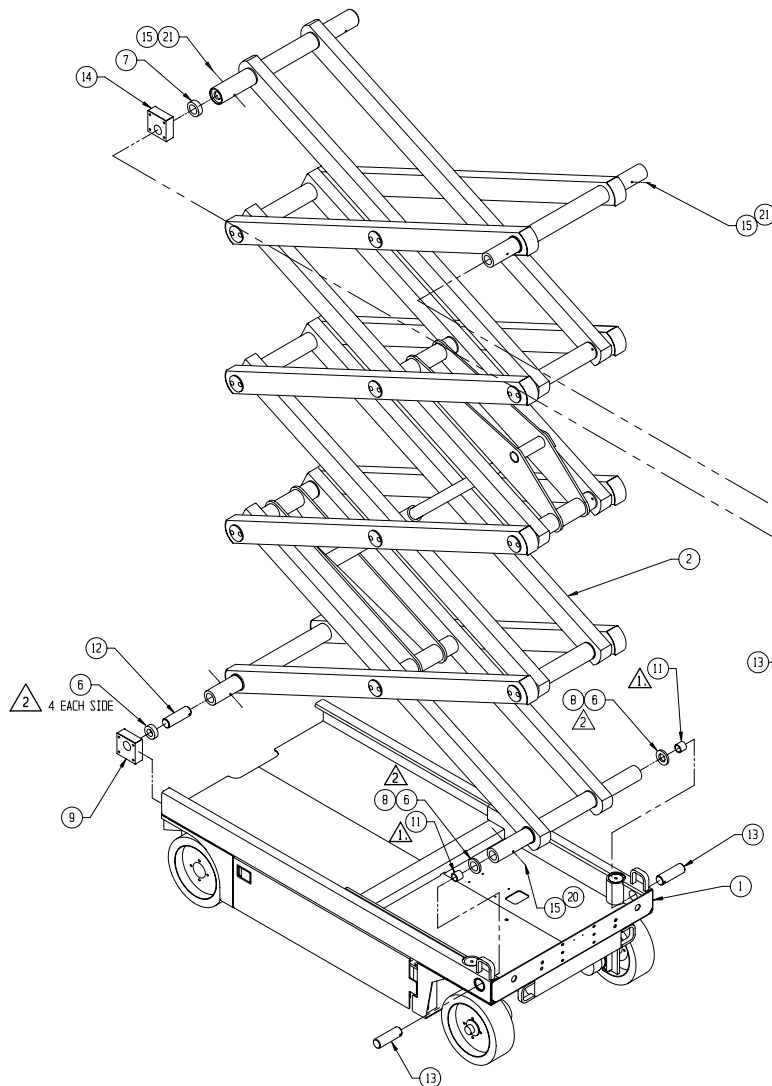


# Basic Assembly – X26N

## 114021-000

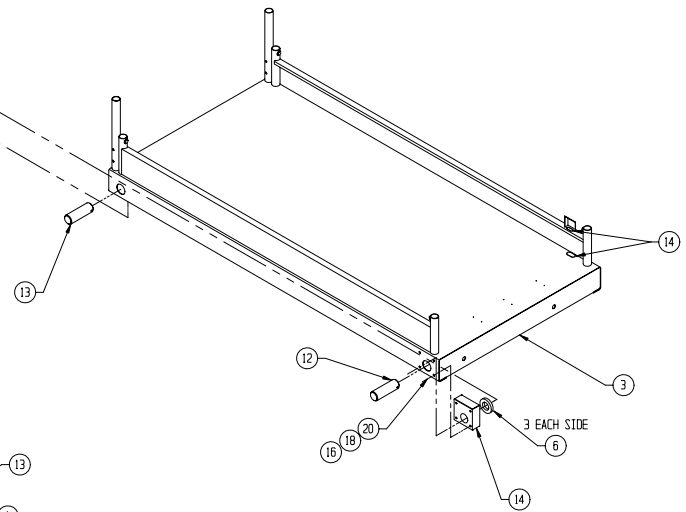
ITEM	PART	DESCRIPTION	QTY
1	114012-000	CHASSIS ASSEMBLY	1
2	066103-000	SCISSOR ASSEMBLY	1
3	066292-010	PLATFORM WELDMENT	1
6	066189-000	WEAR PAD 1/4	16
7	066189-001	WEAR PAD 3/8	2
8	066189-004	WEAR PAD 1/8	2
9	066191-001	SLIDE BLOCK (BOTTOM)	2
10	061796-099	GROMMET	FT .63
11	066183-001	BEARING	2

ITEM	PART	DESCRIPTION	QTY
12	066222-001	MOUNTING PIN	4
13	066222-002	MOUNTING PIN	4
14	066191-000	SLIDE BLOCK	4
15	015936-023	SCREW SHOULDER 3/8 X 3 1/2 LG	8
16	011254-032	SCREW HHC 3/8-16 X 4 LG	8
18	011240-006	WASHER 3/8 FLAT	8
20	011248-006	NUT 3/8-16	8
21	011248-005	NUT 5/16-18	8



## NOTES:

1. LOCTITE ITEM #11 (BEARING) TO ITEM #1 (CHASSIS) AND PEEN 4 PLACES @ 90° OUTSIDE EDGE OF BORE IN ITEM #1 (TYP 2 PLC'S).
2. USE WEAR PAD COMBINATION AS REQUIRED TO SECURE AND ALIGN FRONT END OF SCISSOR STACK.

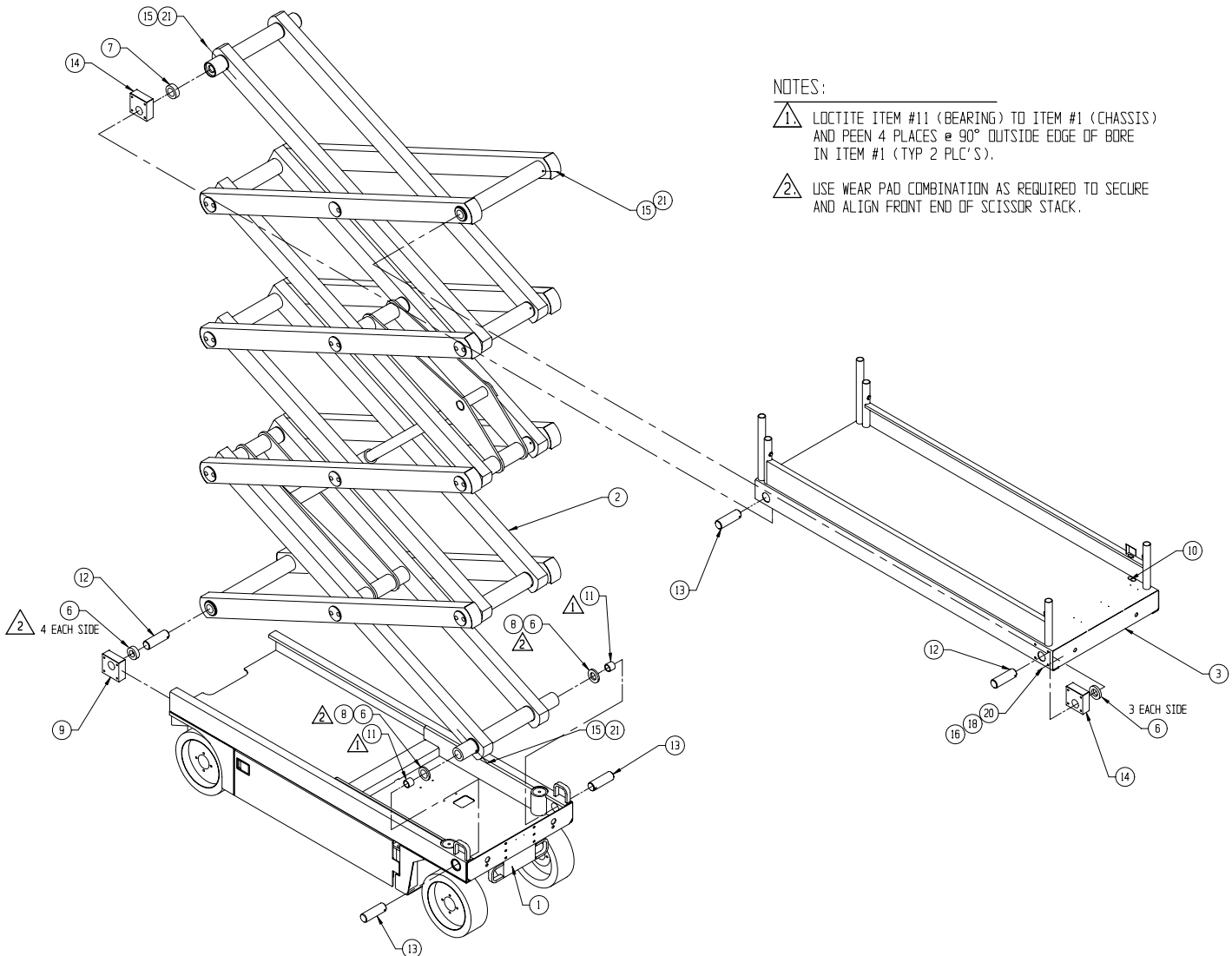


# Basic Assembly – X26UN

## 114031-000

ITEM	PART	DESCRIPTION	QTY
1	066052-026	CHASSIS ASSEMBLY	1
2	066103-026	SCISSOR ASSEMBLY	1
3	066250-026	PLATFORM WELDMENT	1
6	066189-000	WEAR PAD 1/4	16
7	066189-001	WEAR PAD 3/8	2
8	066189-004	WEAR PAD 1/8	2
9	066191-001	SLIDE BLOCK (BOTTOM)	2
10	061796-099	GROMMET	FT .63
11	066183-001	BEARING	2

ITEM	PART	DESCRIPTION	QTY
12	066222-001	MOUNTING PIN	4
13	066222-002	MOUNTING PIN	4
14	066191-000	SLIDE BLOCK	4
15	015936-023	SCREW SHOULDER 3/8 X 3 1/2 LG	8
16	011254-024	SCREW HHC 3/8-16 X 3 LG	8
18	011240-006	WASHER 3/8 FLAT	8
20	011248-006	NUT 3/8-16	8
21	011248-005	NUT 5/16-18	8



### NOTES:

1. LOCTITE ITEM #11 (BEARING) TO ITEM #1 (CHASSIS) AND PEEN 4 PLACES @ 90° OUTSIDE EDGE OF BORE IN ITEM #1 (TYP 2 PLC'S).

2. USE WEAR PAD COMBINATION AS REQUIRED TO SECURE AND ALIGN FRONT END OF SCISSOR STACK.



# Basic Assembly – X31N

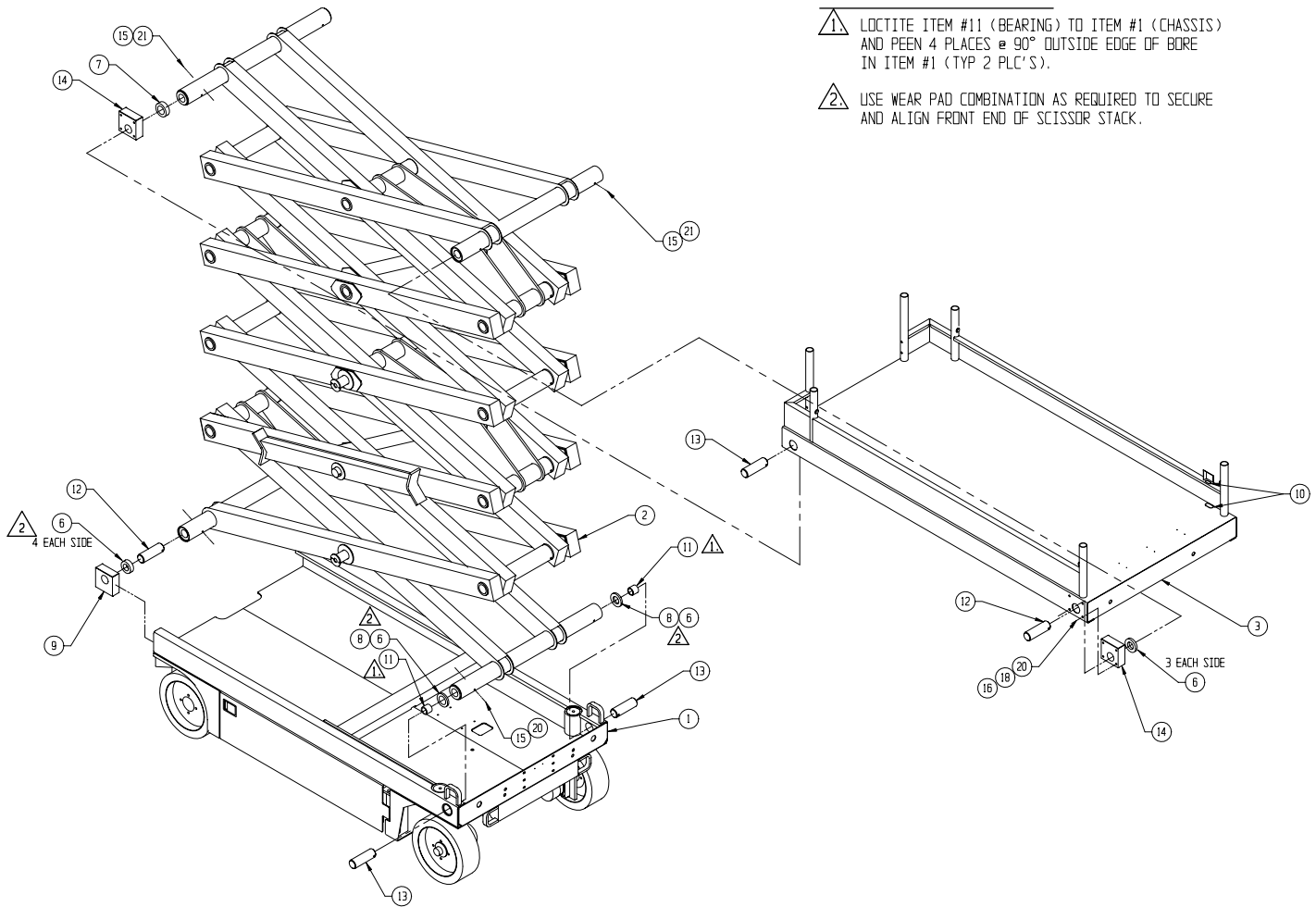
## 114041-000

1	114042-000	CHASSIS ASSEMBLY	1	12	066222-001	MOUNTING PIN	4
2	066853-000	SCISSOR ASSEMBLY	1	13	066222-002	MOUNTING PIN	4
3	066292-002	PLATFORM WELDMENT	1	14	066191-000	SLIDE BLOCK	4
6	066189-000	WEAR PAD 1/4	16	15	015936-023	SCREW SHOULDER 3/8 X 3 1/2	8
7	066189-001	WEAR PAD 3/8	2	16	011254-032	SCREW HHC 3/8-16 X 4 LG	8
8	066189-004	WEAR PAD 1/8	2	18	011240-006	WASHER 3/8 FLAT	8
9	066191-001	SLIDE BLOCK (BOTTOM)	2	19	065369-099	HOSE GUARD, NYLON	FT 1
10	061796-099	GROMMET	FT .63	20	011248-006	NUT 3/8-16	8
11	066183-001	BEARING	2	21	011248-005	NUT 5/16-18	8

## NOTES:

1. LOCTITE ITEM #11 (BEARING) TO ITEM #1 (CHASSIS) AND PEEN 4 PLACES @ 90° OUTSIDE EDGE OF BORE IN ITEM #1 (TYP 2 PLC'S).

2. USE WEAR PAD COMBINATION AS REQUIRED TO SECURE AND ALIGN FRONT END OF SCISSOR STACK.



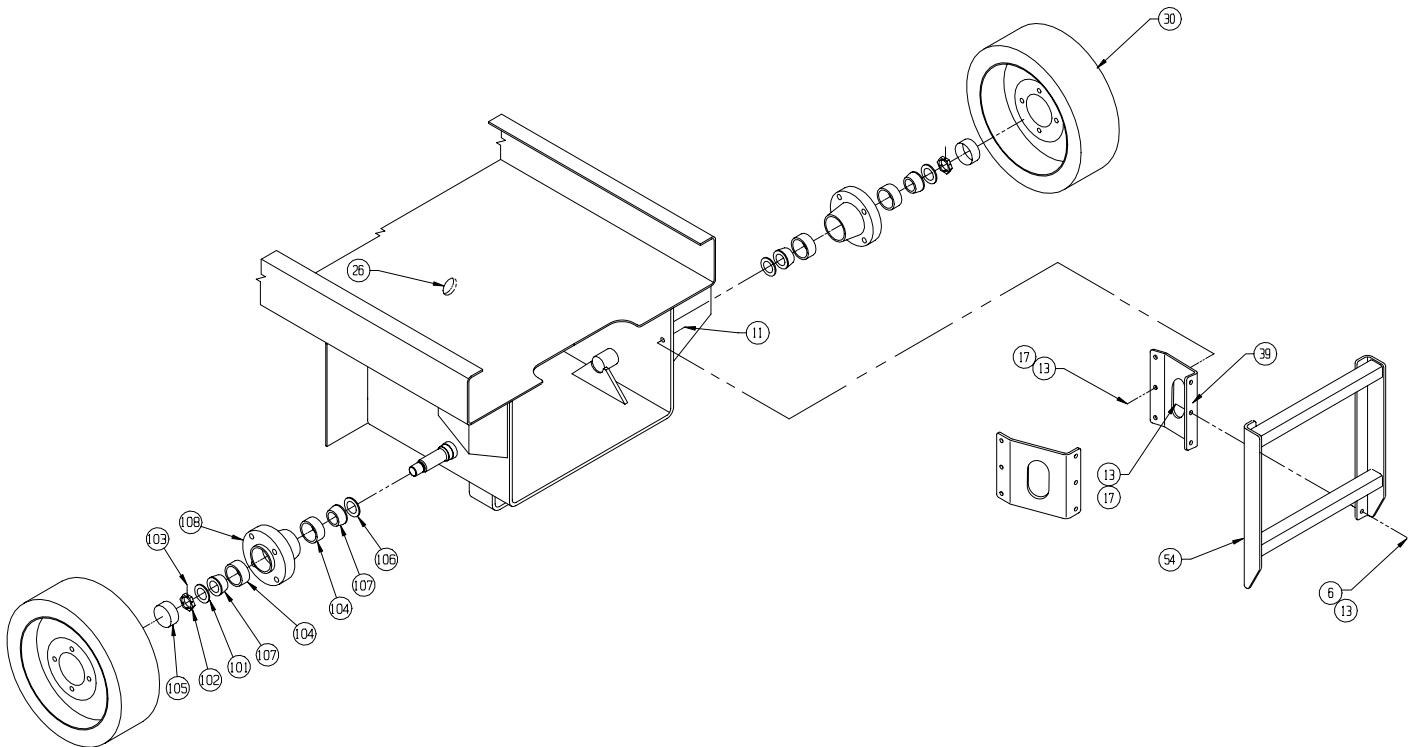
# Chassis Assembly – X20N

## 114002-000

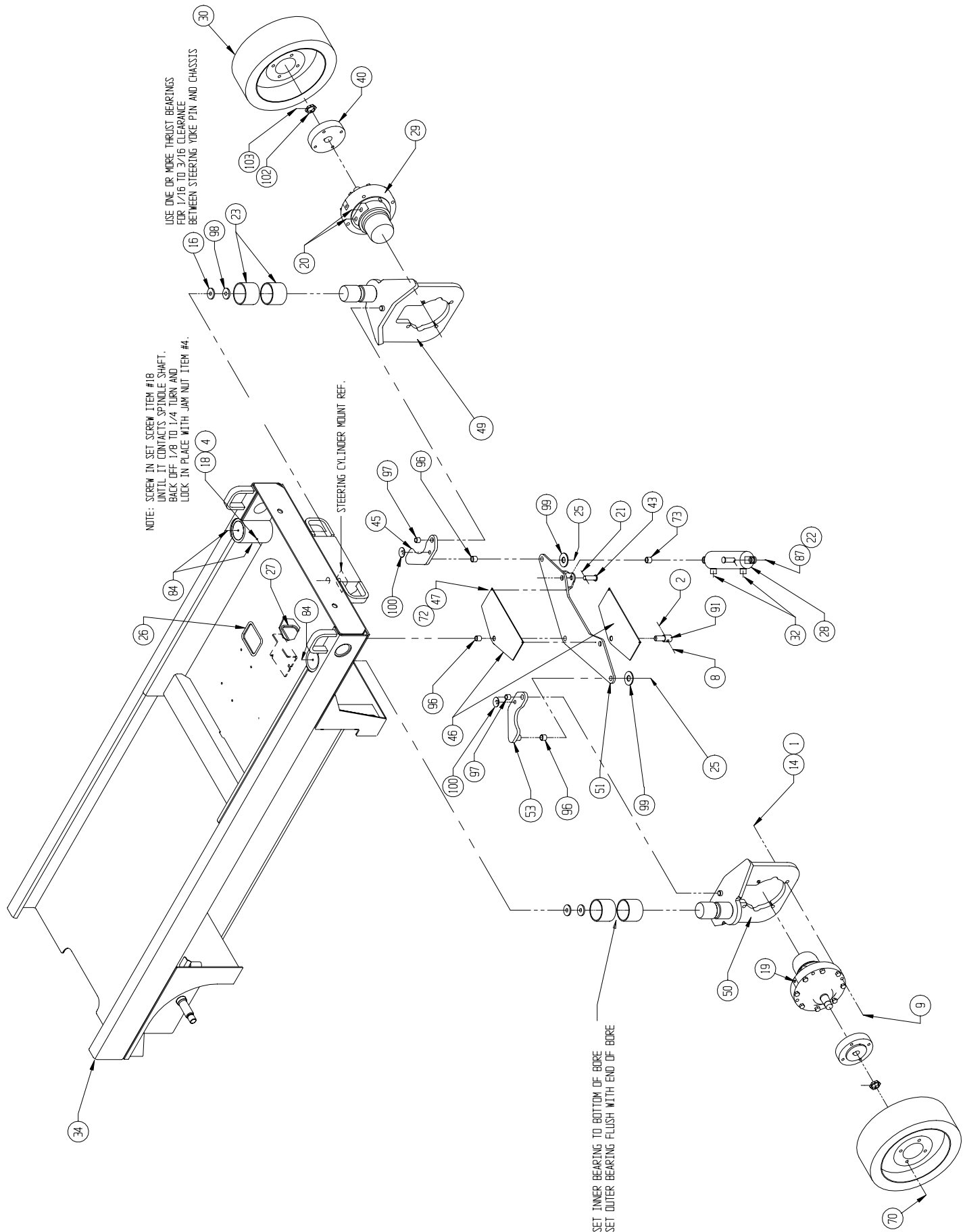
ITEM	PART	DESCRIPTION	QTY
1	011248-007	NUT HEX ESNA 7/16-14 UNC	8
2	011248-006	NUT HEX 3/8-16 UNC	1
4	011273-006	NUT JAM 3/8-16	2
6	011254-008	SCREW HHC GR5 3/8-16 UNC X 1	4
8	011254-016	SCREW HHC GR5 3/8-16 UNC X 2	1
9	011255-028	SCREW HHC GR5 7/16-14 UNC x 3 1/2	8
11	011254-012	SCREW HHC GR5 3/8-16 UNC X 1 1/2	6
13	011240-006	WASHER 3/8 FLAT	14
14	011239-007	WASHER FLAT ASTM A325 7/16 DIA	8
16	011782-008	BEARING #TT 2301-3 (STEER)	2
17	011246-006	NUT HEX ESNA 3/8-16 UNC	10
18	011705-016	SCREW SET 3/8-16 X 1	2
19	011934-001	FITTING 4MB-4MJ90 FS	2
20	015736-003	FITTING 8MB-8MJ90LL FS	4
21	011757-007	PIN COTTER 5/8 RUE RING	1
22	011757-010	PIN COTTER 3/4 RUE RING	1
23	027931-074	BEARING #AA-2803-1 (STEERING)	4
25	011753-010	PIN COTTER 1/8 X 1 1/4	2
26	061796-099	GROMMET	FT 1.75
27	061692-099	GROMMET	FT 1.5
28	066602-000	STEERING CYLINDER	1
-	066602-010	SEAL KIT, STEERING CYLINDER	REF
29	114055-000	MOTOR HYD	2
-	114055-100	BRAKE SERVICE KIT, DRIVE MOTOR	REF
30	061846-001	WHEEL & TIRE	4
32	011934-004	FITTING 90 O RING BOSS 6MB 6MJ	2
34	066869-000	WELDMENT - CHASSIS	1
39	066862-000	LADDER MOUNTING BRACKET	2
40	066325-000	HUB - FRONT	2

ITEM	PART	DESCRIPTION	QTY
43	011848-009	CLEVIS PIN 5/8 X 2	1
45	066159-001	STEERING LINK WELDMENT L.H.	1
46	066190-000	BEARING - STRIP	2
47	026553-012	RIVET 3/16 DIA X 1 1/8 GRIP	2
49	114057-000	WELDMENT - STEERING ANGLE LH	1
50	114058-000	WELDMENT - STEERING ANGLE RH	1
51	066313-001	WELDMENT - BELL CRANK	1
53	066158-001	STEERING LINK WELDMENT R.H.	1
54	066307-001	WELDMENT - LADDER	1
70	014122-003	WHEEL BOLT 1/2-20 X 1	16
72	002186-000	WASHER 3/16 FLAT	2
73	062642-001	BEARING	1
84	013336-011	FITTING GREASE	4
87	011848-041	CLEVIS PIN 3/4 X 2	1
91	066737-026	PIN, BELL CRANK	1
96	062642-008	BUSHING	3
97	062642-006	BUSHING 12 DU 06	2
98	011782-009	BUSHING TT 2301-4	2
99	014996-012	WASHER SAE 3/4 DIA	2
100	066702-000	SLIDE PAD, STEERING LINK	2
101	011239-016	WASHER 1 DIA FLAT ASTM	2
102	011274-016	NUT 1-14UNF SLOTTED HEX	4
103	011753-012	PIN COTTER 1/8 X 1 1/2	4
104	011776-004	CUP BEARING	4
105	005078-000	CAP DUST	2
106	005104-000	SEAL GREASE	2
107	011775-011	CONE BEARING	4
108	066773-000	HUB ASSY	2

### Drawing 1 of 2



## Drawing 2 of 2



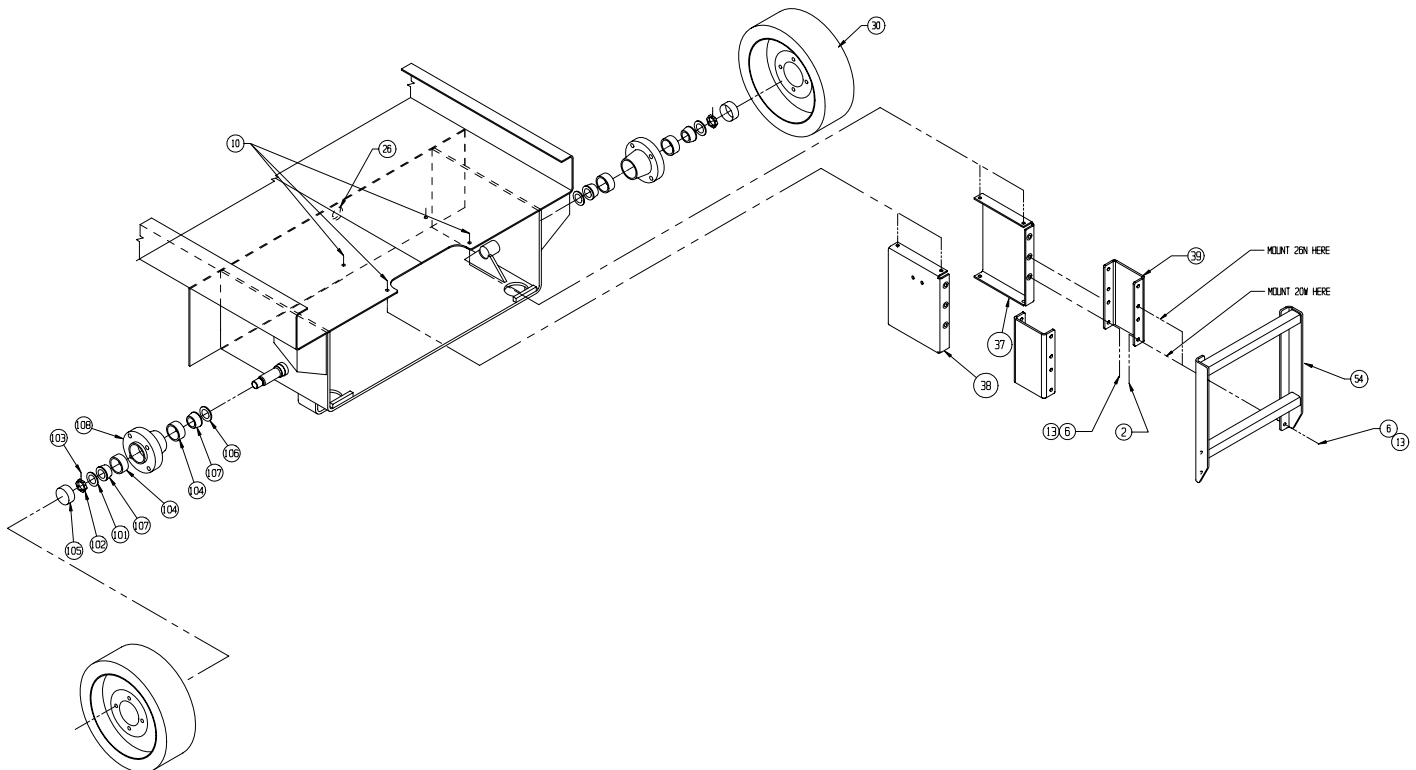
# Chassis Assembly – X20W & X26N

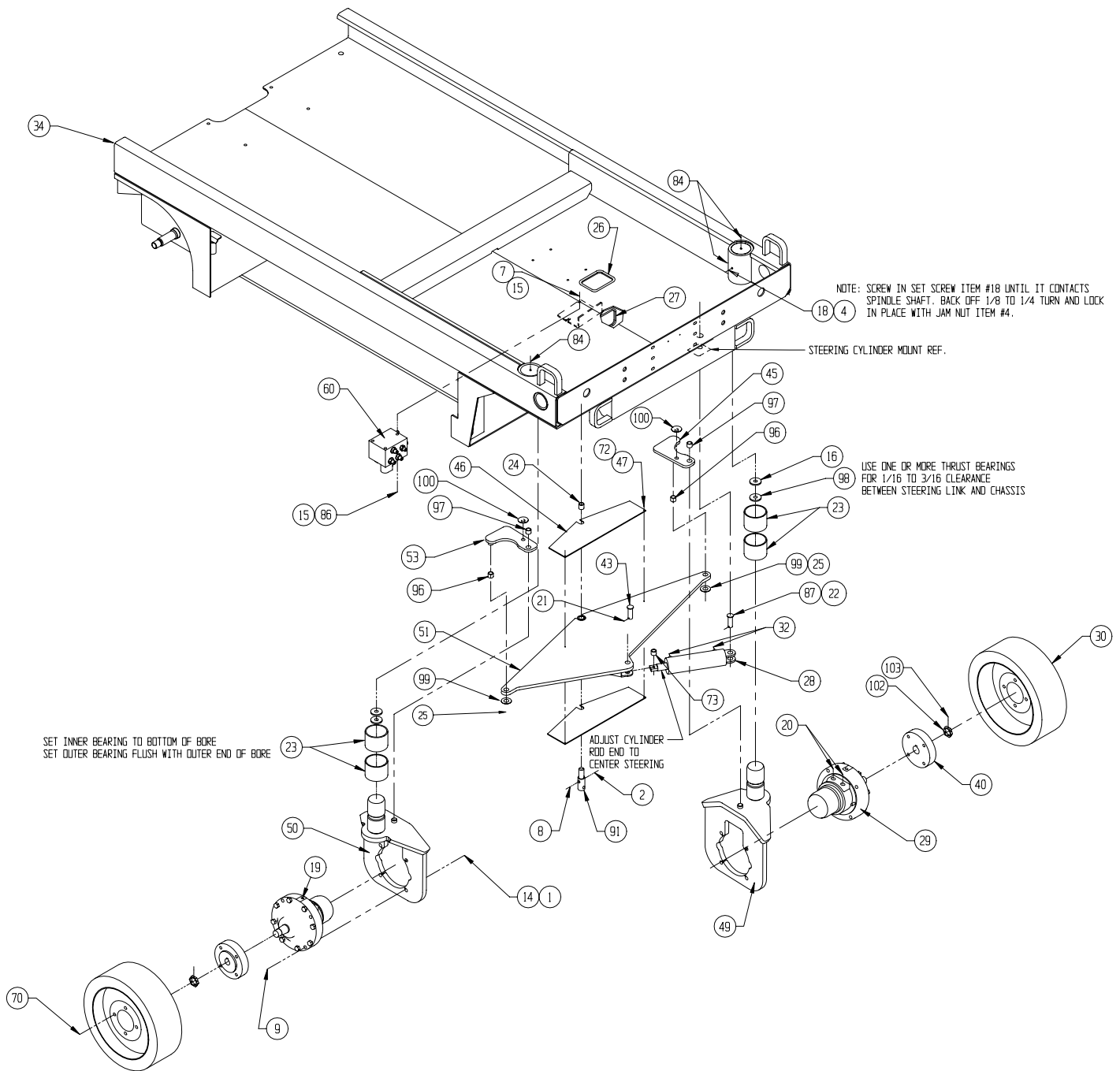
## 114012-000

ITEM	PART	DESCRIPTION	QTY
1	011248-007	NUT HEX 7/16-14 UNC	8
2	011248-006	NUT HEX 3/8-16 UNC	5
4	011273-006	NUT JAM 3/8-16	2
6	011254-008	SCREW HHC GR5 3/8-16 UNC X 1	8
7	011253-030	SCREW HHC GR5 5/16-18 UNC X 3 3/4	3
8	011254-016	SCREW HHC GR5 3/8-16 UNC X 2	1
9	011255-028	SCREW HHC GR5 7/16-14 UNC X 3 1/2	8
10	011254-012	SCREW HHC GR5 3/8-16 UNC X 1 1/2	4
13	011240-006	WASHER 3/8 FLAT	8
14	011239-007	WASHER FLAT ASTM A325 7/16 DIA	8
15	011240-005	WASHER 5/16 FLAT	6
16	011782-008	BEARING #TT 2301-3 (STEER)	2
18	011705-016	SCREW SET 3/8-16 X 1	2
19	011934-001	FITTING 4MB-4MJ90 FS	2
20	015736-003	FITTING 8MB-8MJ90LL FS	4
21	011757-007	PIN COTTER 5/8 RUE RING	1
22	011757-010	PIN COTTER 3/4 RUE RING	1
23	027931-074	BEARING #AA-2803-1 (STEERING)	4
24	062642-012	BEARING	1
25	011753-010	PIN COTTER 1/8 X 1 1/4	2
26	061796-099	GROMMET	FT 1.75
27	061692-099	GROMMET	FT 1.5
28	066793-000	STEERING CYLINDER	1
-		SEAL KIT, STEERING CYLINDER	REF
29	114055-000	MOTOR HYD	2
-	114055-100	BRAKE SERVICE KIT, DRIVE MOTOR	REF
30	061846-001	WHEEL & TIRE	4
32	011934-004	FITTING 90 O-RING BOSS 6MB 6MJ	2
34	066750-000	WELDMENT - WIDE CHASSIS	1
37	066774-030	WELDMENT - LADDER BRACKET R.H.	1
38	066774-031	WELDMENT - LADDER BRACKET L.H.	1
39	066731-025	LADDER BRACKET STANDOFF	2

ITEM	PART	DESCRIPTION	QTY
40	066325-000	HUB - FRONT	2
43	011848-009	CLEVIS PIN 5/8 X 2	1
45	066152-001	STEERING LINK WELDMENT L.H.	1
46	066190-011	BEARING - STRIP	2
47	026553-012	RIVET 3/16 DIA X 1 1/8 GRIP	2
49	114057-000	WELDMENT - STEERING ANGLE LH	1
50	114058-000	WELDMENT - STEERING ANGLE RH	1
51	066069-002	WELDMENT - BELL CRANK	1
53	066151-001	STEERING LINK WELDMENT R.H.	1
54	066307-001	WELDMENT - LADDER	1
60	114059-000	VALVE ASSY SERIES PARALLEL	1
70	014122-003	WHEEL BOLT 1/2-20 X 1	16
72	002186-000	WASHER 3/16 FLAT	2
73	062642-001	BEARING	1
84	013336-011	FITTING GREASE	4
86	011246-005	NUT HEX ESNA 5/16-18	3
87	011848-041	CLEVIS PIN 3/4 X 2	1
91	066737-026	PIN, BELL CRANK	1
96	062642-008	BUSHING	2
97	062642-006	BUSHING 12 DU 06	2
98	011782-009	BUSHING TT 2301-4	2
99	014996-012	WASHER SAE 3/4 DIA	2
100	066702-000	SLIDE PAD, STEERING LINK	2
101	011239-016	WASHER 1 DIA FLAT ASTM	2
102	011274-016	NUT 1-14UNF SLOTTED HEX	4
103	011753-012	PIN COTTER 1/8 X 1 1/2	4
104	011776-004	CUP BEARING	4
105	005078-000	CAP DUST	2
106	005104-000	SEAL GREASE	2
107	011775-011	CONE BEARING	4
108	066773-000	HUB ASSY	2

### Drawing 1 of 2



**Drawing 2 of 2**

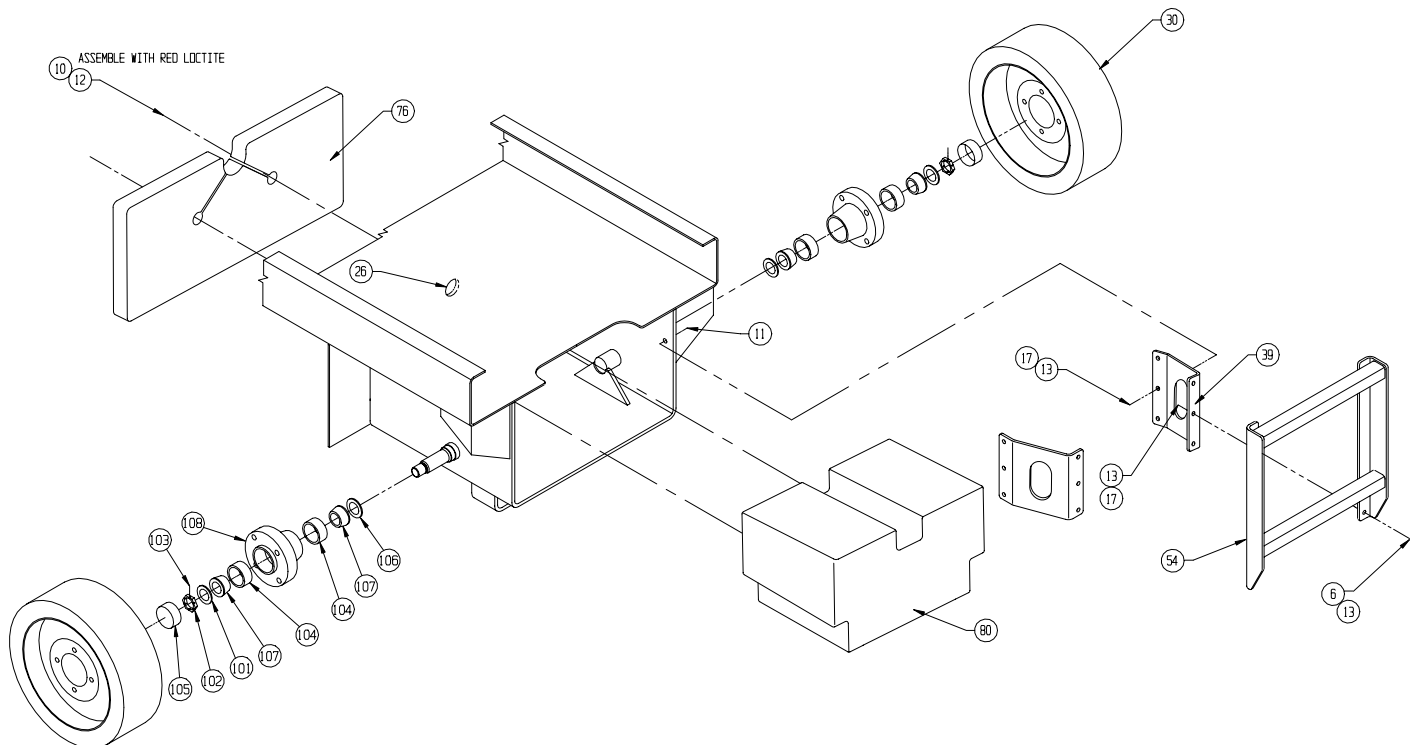
# Chassis Assembly – X26UN

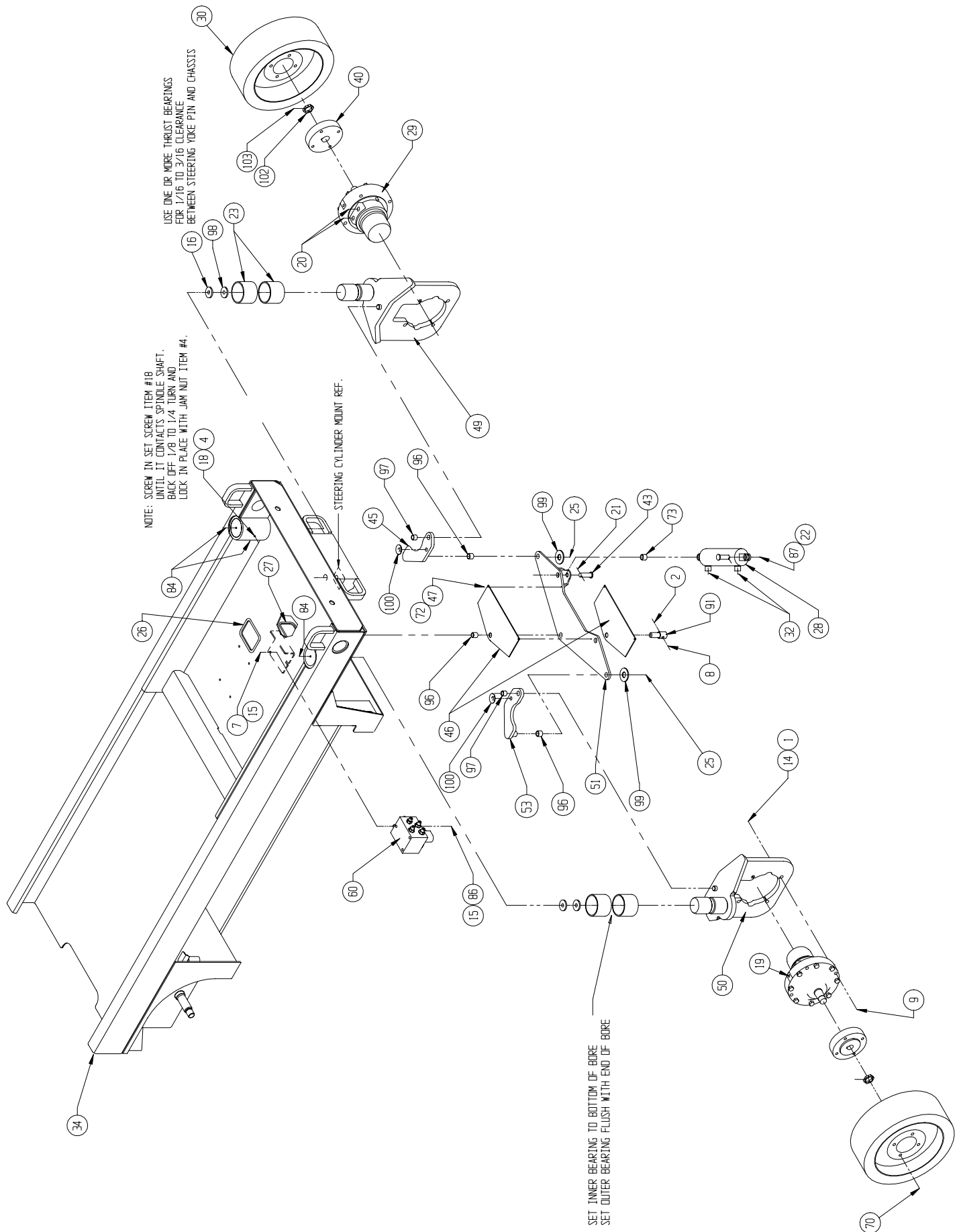
## 066052-026

ITEM	PART	DESCRIPTION	QTY
1	011248-007	NUT HEX ESNA 7/16-14 UNC	8
2	011248-006	NUT HEX 3/8-16 UNC	1
4	011273-006	NUT JAM 3/8-16	2
6	011254-008	SCREW HHC GR5 3/8-16 UNC X 1	4
7	011253-030	SCREW HHC GR5 5/16-18 UNC x 3 3/4	3
8	011254-016	SCREW HHC GR5 3/8-16 UNC X 2	1
9	011255-026	SCREW HHC GR5 7/16-14 UNC x 3 1/4	8
10	014918-024	SCREW HHC GR5 1-8 UNC x 3	2
11	011254-012	SCREW HHC GR5 3/8-16 UNC X 1 1/2	4
12	011239-016	WASHER FLAT ASTM A325 1 DIA	2
13	011240-006	WASHER 3/8 FLAT	12
14	011239-007	WASHER FLAT ASTM A325 7/16 DIA	8
15	011240-005	WASHER 5/16 FLAT	6
16	011782-008	BEARING #TT 2301-3 (STEER)	2
17	011246-006	NUT HEX ESNA 3/8-16 UNC	8
18	011705-016	SCREW SET 3/8-16 X 1	2
19	011934-001	FITTING 4MB-4MJ90 FS	2
20	015736-003	FITTING 8MB-8MJ90LL FS	4
21	011757-007	PIN COTTER 5/8 RUE RING	1
22	011757-010	PIN COTTER 3/4 RUE RING	1
23	027931-074	BEARING #AA-2803-1 (STEERING)	4
25	011753-010	PIN COTTER 1/8 X 1 1/4	2
26	061796-099	GROMMET	FT 1.75
27	061692-099	GROMMET	FT 1.5
28	066602-000	STEERING CYLINDER	1
-	066602-010	SEAL KIT, STEERING CYLINDER	REF
29	114055-000	MOTOR HYD	2
-	114055-100	BRAKE SERVICE KIT, DRIVE MOTOR	REF
30	061846-001	WHEEL & TIRE	4
32	011934-004	FITTING 90 O RING BOSS 6MB 6MJ	2
34	066869-000	WELDMENT - CHASSIS	1
39	066862-000	LADDER MOUNTING BRACKET	2
40	066325-000	HUB - FRONT	2

ITEM	PART	DESCRIPTION	QTY
43	011848-009	CLEVIS PIN 5/8 X 2	1
45	066159-001	STEERING LINK WELDMENT L.H.	1
46	066190-000	BEARING - STRIP	2
47	26553-012	RIVET 3/16 DIA X 1 1/8 GRIP	2
49	114057-000	WELDMENT - STEERING ANGLE LH	1
50	114058-000	WELDMENT - STEERING ANGLE RH	1
51	066313-001	WELDMENT - BELL CRANK	1
53	066158-001	STEERING LINK WELDMENT R.H.	1
54	066307-001	WELDMENT - LADDER	1
60	114059-000	VALVE ASSY, SERIES / PARALLEL	1
70	014122-003	WHEEL BOLT 1/2-20 X 1	16
72	02186-000	WASHER 3/16 FLAT	2
73	062642-001	BEARING	1
76	066865-100	COUNTERWEIGHT - REAR BULKHEAD	1
80	066866-000	COUNTERWEIGHT CASTING	1
84	013336-011	FITTING GREASE	4
86	011246-005	NUT HEX ESNA 5/16-18	3
87	011848-041	CLEVIS PIN 3/4 X 2	1
91	066737-026	PIN, BELL CRANK	1
96	062642-008	BUSHING	3
97	062642-006	BUSHING 12 DU 06	2
98	011782-009	BUSHING TT 2301-4	2
99	014996-012	WASHER SAE 3/4 DIA	2
100	066702-000	SLIDE PAD, STEERING LINK	2
101	011239-016	WASHER 1 DIA FLAT ASTM	2
102	011274-016	NUT 1-14UNF SLOTTED HEX	4
103	011753-012	PIN COTTER 1/8 X 1 1/2	4
104	011776-004	CUP BEARING	4
105	05078-000	CAP DUST	2
106	05104-000	SEAL GREASE	2
107	011775-011	CONE BEARING	4
108	066773-000	HUB ASSY	2

### Drawing 1 of 2



**Drawing 2 of 2**

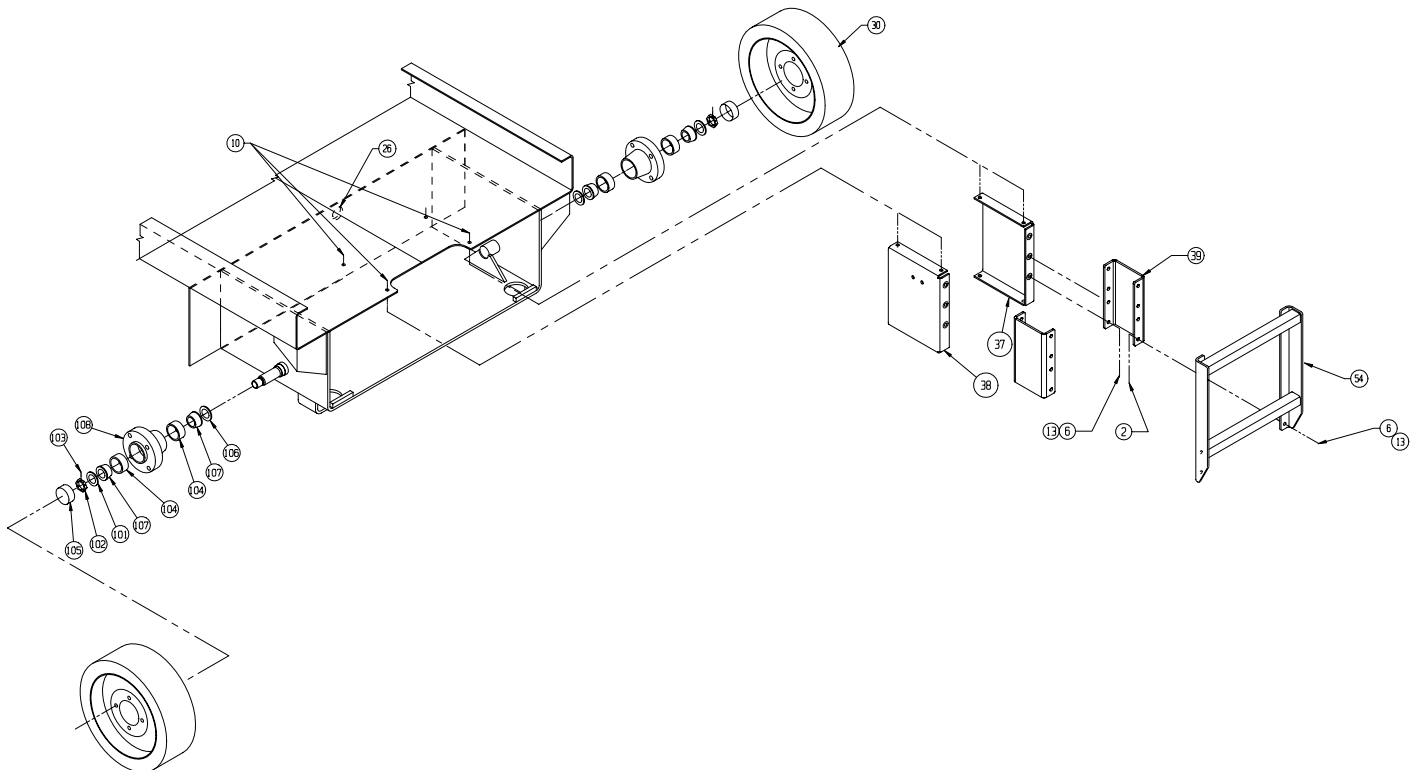
# Chassis Assembly – X31N

## 114042-000

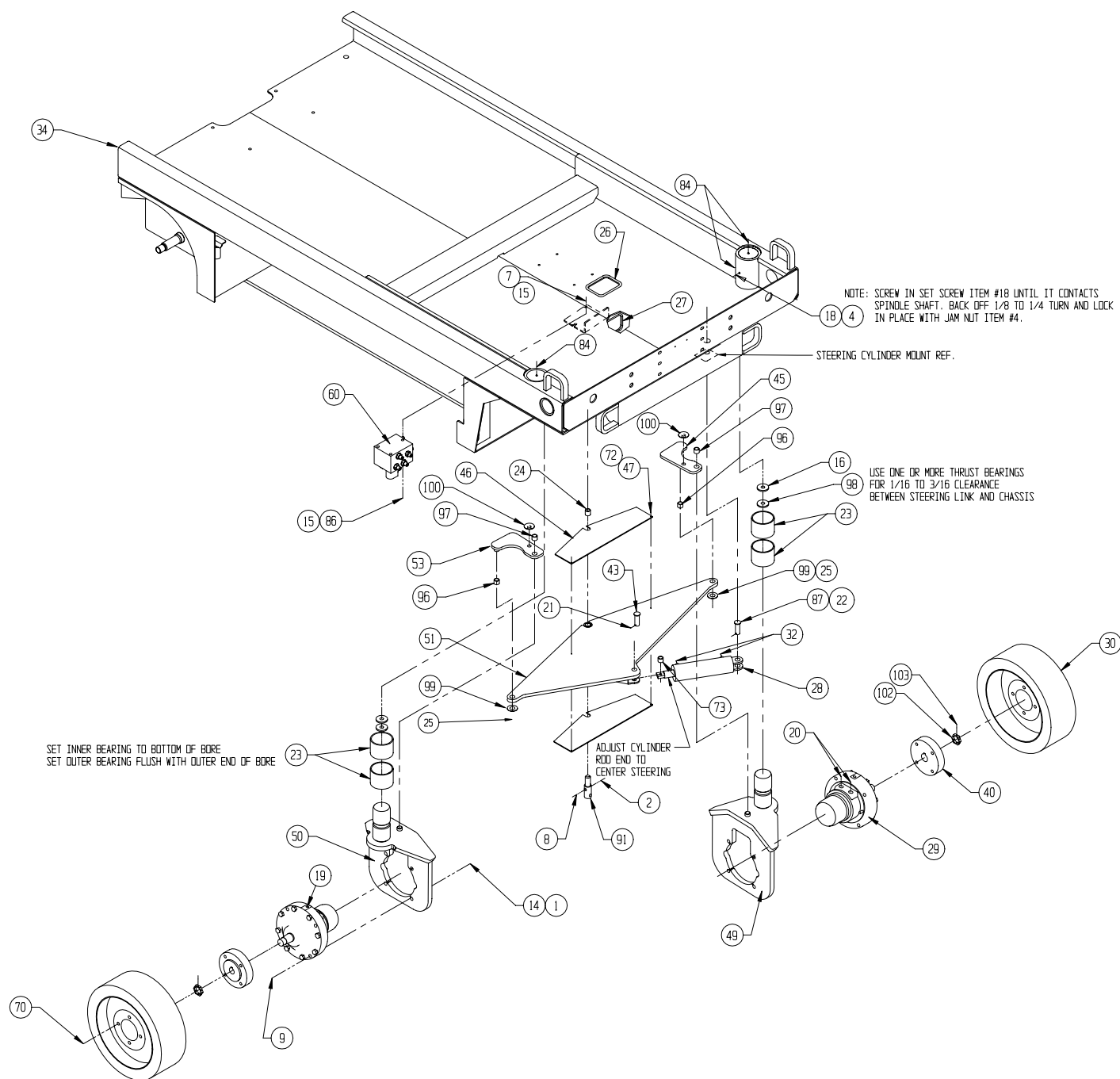
ITEM	PART	DESCRIPTION	QTY
1	011248-007	NUT HEX 7/16-14 UNC	8
2	011248-006	NUT HEX 3/8-16 UNC	5
4	011273-006	NUT JAM 3/8-16	2
6	011254-008	SCREW HHC GR5 3/8-16 UNC X 1	8
7	011253-030	SCREW HHC GR5 5/16-18 UNC X 3 3/4	3
8	011254-016	SCREW HHC GR5 3/8-16 UNC X 2	1
9	011255-028	SCREW HHC GR5 7/16-14 UNC X 3 1/2	8
10	011254-012	SCREW HHC GR5 3/8-16 UNC X 1 1/2	4
13	011240-006	WASHER 3/8 FLAT	8
14	011239-007	WASHER FLAT ASTM A325 7/16 DIA	8
15	011240-005	WASHER 5/16 FLAT	6
16	011782-008	BEARING #TT 2301-3 (STEER)	2
18	011705-016	SCREW SET 3/8-16 X 1	2
19	011934-001	FITTING 4MB-4MJ90 FS	2
20	015736-003	FITTING 8MB-8MJ90LL FS	4
21	011757-007	PIN COTTER 5/8 RUE RING	1
22	011757-010	PIN COTTER 3/4 RUE RING	1
23	027931-074	BEARING #AA-2803-1 (STEERING)	4
24	062642-012	BEARING	1
25	011753-010	PIN COTTER 1/8 X 1 1/4	2
26	061796-099	GROMMET	FT 1.75
27	061692-099	GROMMET	FT 1.5
28	066793-000	STEERING CYLINDER	1
-		SEAL KIT, STEERING CYLINDER	REF
29	114055-000	MOTOR HYD	2
-	114055-100	BRAKE SERVICE KIT, DRIVE MOTOR	REF
30	061846-001	WHEEL & TIRE	4
32	011934-004	FITTING 90 O-RING BOSS 6MB 6MJ	2
34	066750-000	WELDMENT - WIDE CHASSIS	1
37	066774-030	WELDMENT - LADDER BRACKET R.H.	1
38	066774-031	WELDMENT - LADDER BRACKET L.H.	1
39	066731-025	LADDER BRACKET STANDOFF	2

ITEM	PART	DESCRIPTION	QTY
40	066325-000	HUB - FRONT	2
43	011848-009	CLEVIS PIN 5/8 X 2	1
45	066152-001	STEERING LINK WELDMENT L.H.	1
46	066190-011	BEARING - STRIP	2
47	26553-012	RIVET 3/16 DIA X 1 1/8 GRIP	2
49	114057-000	WELDMENT - STEERING ANGLE LH	1
50	114058-000	WELDMENT - STEERING ANGLE RH	1
51	066069-002	WELDMENT - BELL CRANK	1
53	066151-001	STEERING LINK WELDMENT R.H.	1
54	066307-010	WELDMENT - LADDER	1
60	114059-000	VALVE ASSY SERIES PARALLEL	1
70	014122-003	WHEEL BOLT 1/2-20 X 1	16
72	02186-000	WASHER 3/16 FLAT	2
73	062642-001	BEARING	1
84	013336-011	FITTING GREASE	4
86	011246-005	NUT HEX ESNA 5/16-18	3
87	011848-041	CLEVIS PIN 3/4 X 2	1
91	066737-026	PIN, BELL CRANK	1
96	062642-008	BUSHING	2
97	062642-006	BUSHING 12 DU 06	2
98	011782-009	BUSHING TT 2301-4	2
99	014996-012	WASHER SAE 3/4 DIA	2
100	066702-000	SLIDE PAD, STEERING LINK	2
101	011239-016	WASHER 1 DIA FLAT ASTM	2
102	011274-016	NUT 1-14UNF SLOTTED HEX	4
103	011753-012	PIN COTTER 1/8 X 1 1/2	4
104	011776-004	CUP BEARING	4
105	05078-000	CAP DUST	2
106	05104-000	SEAL GREASE	2
107	011775-011	CONE BEARING	4
108	066773-000	HUB ASSY	2

### Drawing 1 of 2





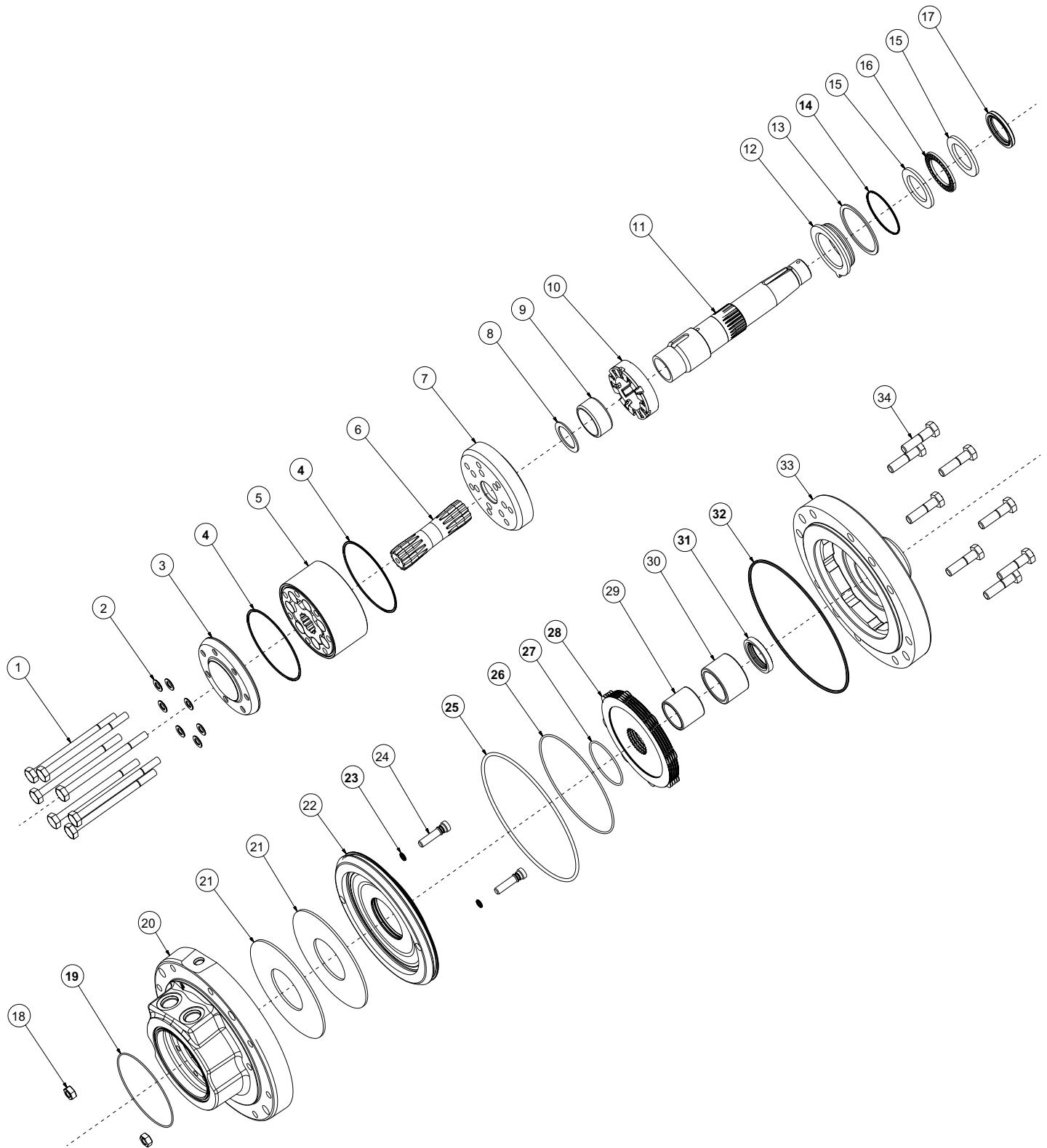
**Drawing 2 of 2**

# Hydraulic Motor Assembly

## 114055-000

ITEM	PART	DESCRIPTION	QTY
-	114055-100	BRAKE SERVICE KIT	
4		O-RING	2
14		BALANCE PLATE P-RING	1
17		HIGH PRESSURE SHAFT SEAL	1
19		O-RING	1
23		O-RING 06,86X1,78	2
25		O-RING 155X3 NBR90	1
26		O-RING 126,72X1,78 NBR90	1
27		O-RING 55X2 NBR90	1
28		BRAKE DISC SET	1
31		STANDARD SHAFT SEAL	1
32		O-RING 171,12X2,62 NBR90	1
1	NA	BOLT	7
2	NA	WASHER	7
3	NA	ENDCAP	1
5	NA	ROTOR, OMEW 345	1
6	NA	CARDAN SHAFT, OMEW 345	1
7	NA	CHANNEL PLATE	1

ITEM	PART	DESCRIPTION	QTY
8	NA	BEARING RACE	1
9	NA	NEEDLE BEARING	1
10	NA	COMMUTATION VALVE	1
11	NA	OUTPUT SHAFT	1
12	NA	BALANCE PLATE	1
13	NA	SPRING WASHER	1
15	NA	WASHER	2
16	NA	NEEDLE BEARING	1
18	NA	BRAKE RELEASE NUT	2
20	NA	BEARING HOUSING	1
21	NA	BRAKE SPRING	2
22	NA	BRAKE PISTON	1
24	NA	BRAKE RELEASE BOLT	2
29	NA	BUSHING	1
30	NA	NEEDLE BEARING	1
33	NA	FRONT FLANGE	1
34	NA	BOLT M10X40	2

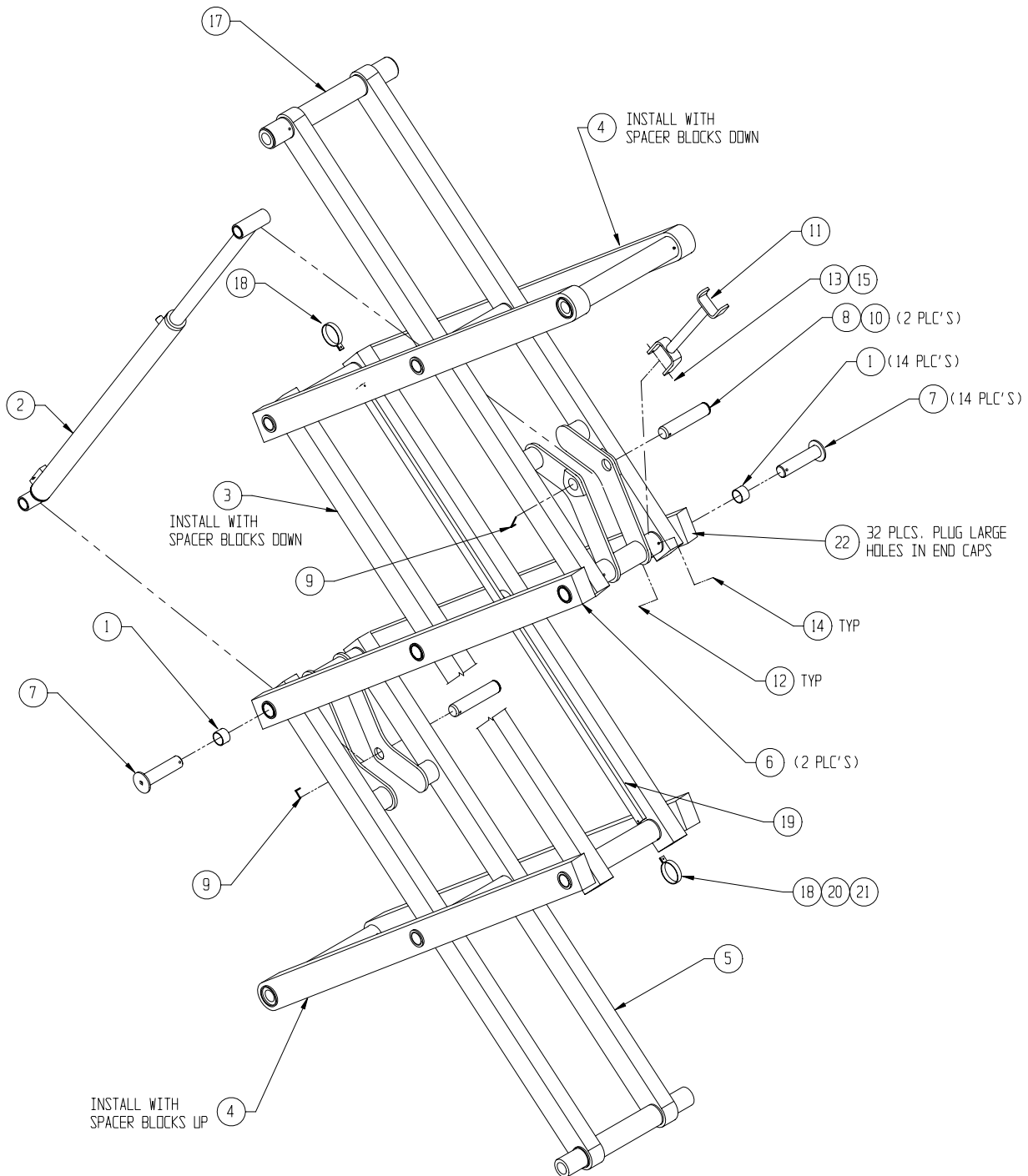


# Scissor Assembly – X20N

## 066003-000

ITEM	PART	DESCRIPTION	QTY
1	066183-000	BEARING, OILITE	14
2	066168-000	LIFT CYLINDER	1
–	066168-010	SEAL KIT, LIFT CYLINDER	REF
3	066201-000	WELDMENT, MID INNER TUBE	1
4	066202-000	WELDMENT, TOP & BOTTOM OUTER	2
5	066200-001	WELDMENT, BOTTOM INNER 1/4	1
6	066211-000	WELDMENT, MID OUTER	2
7	066210-000	WELDMENT, PIVOT PIN	14
8	066224-000	PIN, LIFT CYLINDER	2
9	066225-000	PIN, SHAFT LOCKING	2
10	011764-032	RET RING	2

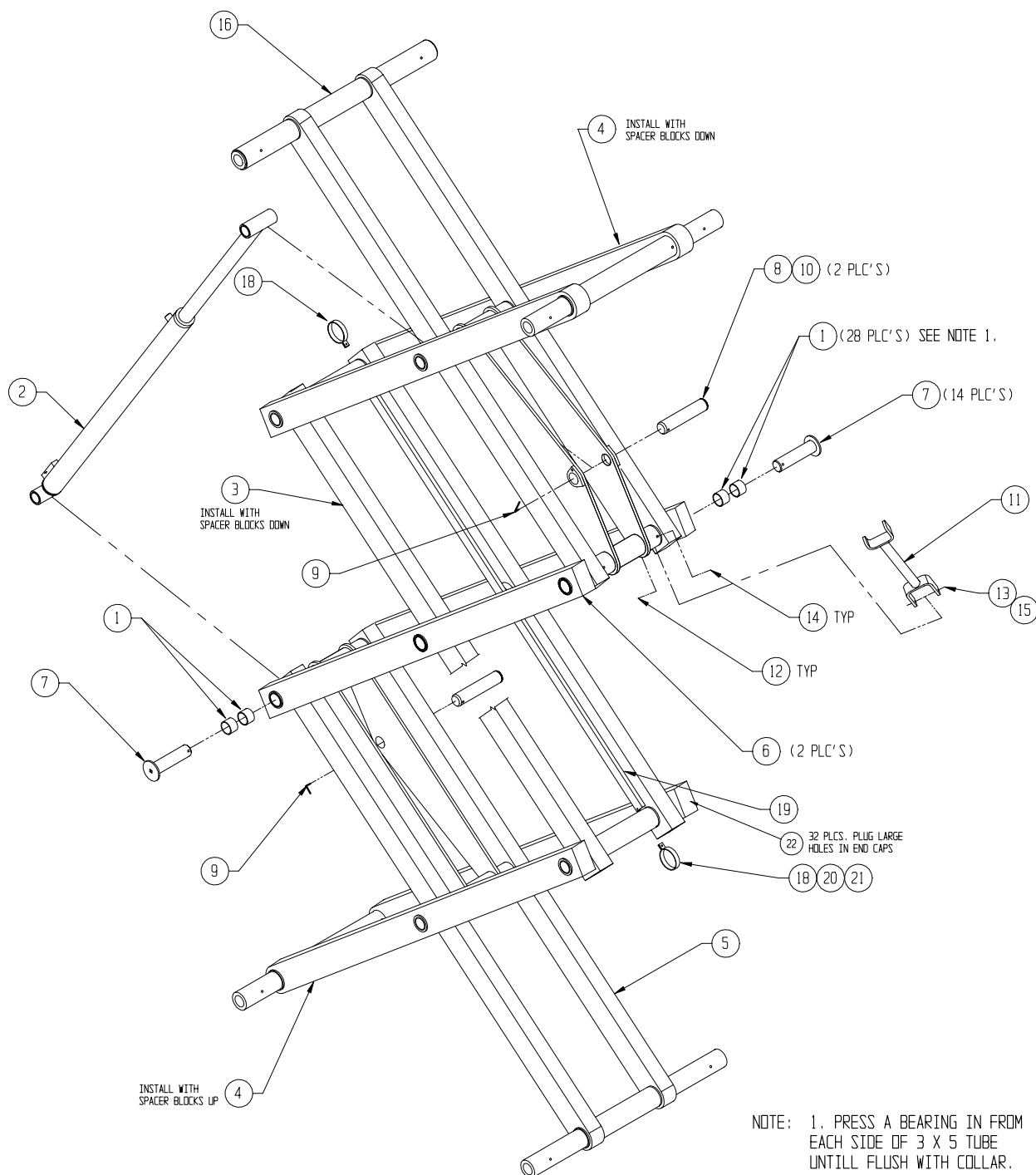
ITEM	PART	DESCRIPTION	QTY
11	066214-000	WELDMENT, SAFETY STAND	1
12	011248-005	NUT HEX 5/16-18	14
13	011248-006	NUT HEX 3/8-16	1
14	015936-023	SCREW SHOULDER 3/8-16 X 3 1/2	14
15	011254-044	SCREW HHC GR5 3/8-16 X 5 1/2	1
17	066203-000	WELDMENT, TOP INNER 3/16	1
18	066199-000	PIPE RING	2
19	066226-002	CHANNEL, CABLE	1
20	011248-004	NUT HEX 1/4-20	2
21	011252-006	SCREW HHC GR5 1/4-20 X 3/4	2
22	064462-035	PLUG, 3/4" DIA CAP PLUG	32



# Scissor Assembly – X20W

## 066053-000

ITEM	PART	DESCRIPTION	QTY	ITEM	PART	DESCRIPTION	QTY
1	066183-000	BEARING, OILITE	28	11	066214-000	WELDMENT, SAFETY STAND	1
2	066601-000	LIFT CYLINDER	1	12	011248-005	NUT HEX 5/16-18	14
–	066601-010	SEAL KIT, LIFT CYLINDER	REF	13	011248-006	NUT HEX 3/8-16	1
3	066201-000	WELDMENT, MID INNER TUBE 1/8	1	14	015936-023	SCREW SHOULDER 3/8-16 X 3 1/2	14
4	066240-000	WELDMENT, TOP & BOTTOM OUTER 1/8	2	15	011254-044	SCREW HHC GR5 3/8-16 X 5-1/2	1
5	066238-013	WELDMENT, BOTTOM INNER 3/16	1	16	066238-003	WELDMENT, TOP ARM	1
6	066211-003	WELDMENT, MID OUTER 1/8	2	18	066199-000	PIPE RING	2
7	066210-000	WELDMENT, PIVOT PIN	14	19	066226-002	CHANNEL, CABLE	1
8	066224-000	PIN, LIFT CYLINDER	2	20	011248-004	NUT HEX 1/4-20	2
9	066225-000	PIN, SHAFT LOCKING	2	21	011252-006	SCREW HHC GR5 1/4-20 X 3/4	2
10	011764-032	RET RING	2	22	064462-035	PLUG, 3/4" DIA. CAP PLUG	32

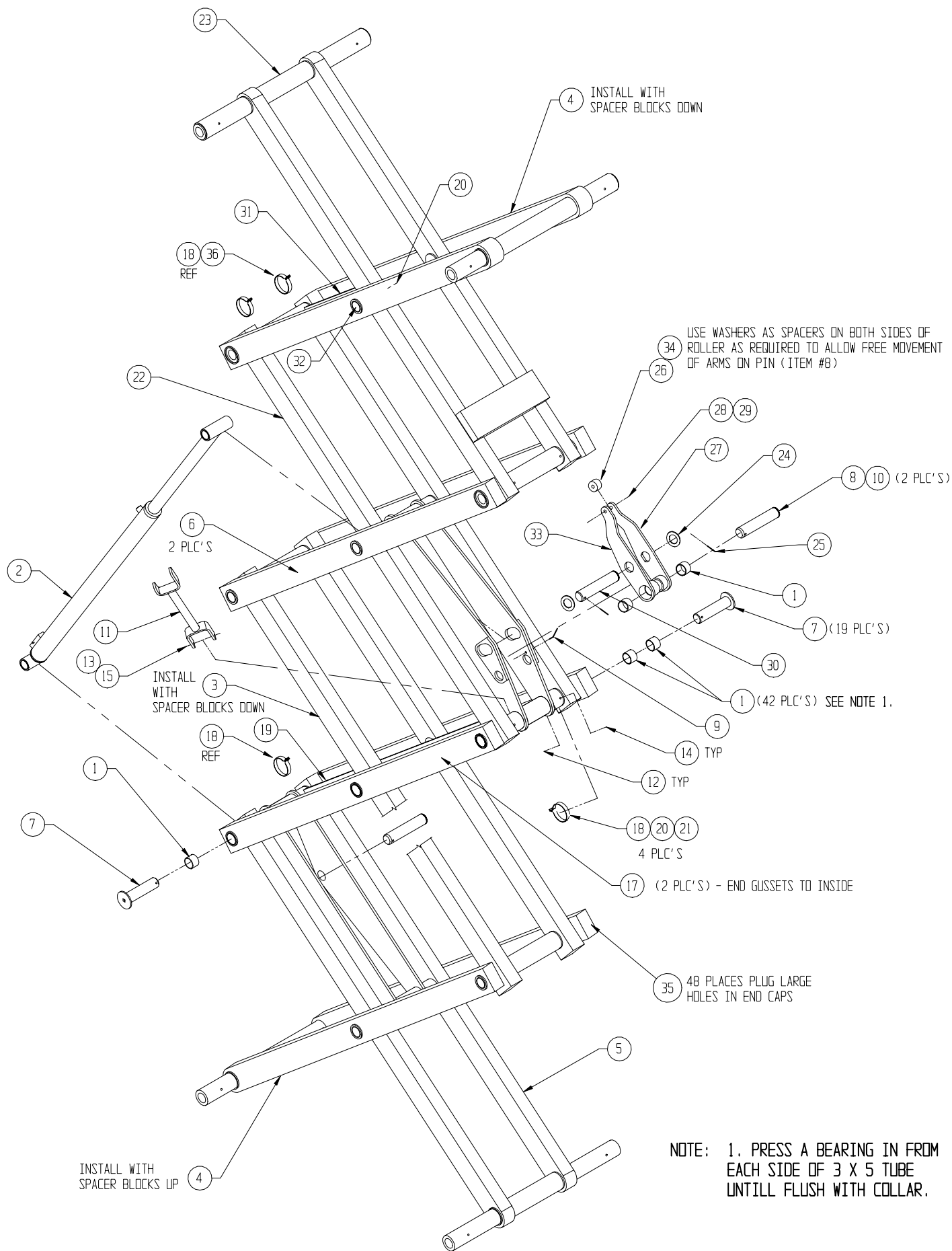


# Scissor Assembly – X26N

## 066103-000

ITEM	PART	DESCRIPTION	QTY
1	066183-000	BEARING, OILITE	42
2	066601-000	LIFT CYLINDER	1
–	066601-010	SEAL KIT, LIFT CYLINDER	REF
3	066201-001	WELDMENT, MID INNER TUBE 1/8	1
4	066240-000	WELDMENT, TOP & BOTTOM OUTER 1/8	2
5	066238-013	WELDMENT, BOTTOM INNER 3/16	1
6	066211-002	WELDMENT, MID OUTER 1/4	2
7	066210-000	WELDMENT, PIVOT PIN	19
8	066224-000	PIN, LIFT CYLINDER	2
9	066225-000	PIN, SHAFT LOCKING	2
10	011764-032	RET RING	2
11	066214-000	WELDMENT, SAFETY STAND	1
12	011248-005	NUT HEX 5/16-18	20
13	011248-006	NUT HEX 3/8-16	1
14	015936-023	SCREW SHOULDER 3/8-16 X 3 1/2	20
15	011254-044	SCREW HHC GR5 3/8-16 X 5 1/2	1
17	066211-001	WELDMENT, MID OUTER ARM 1/8	2
18	066199-000	PIPE RING	4

ITEM	PART	DESCRIPTION	QTY
19	066226-002	CHANNEL, CABLE	1
20	011248-004	NUT HEX 1/4-20	4
21	011252-008	SCREW HHC GR5 1/4-20 X 1	4
22	066120-000	WELDMENT, MID INNER ARM 3/16	1
23	066121-000	WELDMENT, TOP INNER ARM 1/8	1
24	011239-032	WASHER 2 DIA ASTM	2
25	011740-024	ROLL PIN 1/2 X 3	2
26	065367-001	BEARING TORRINGTON #YCRS32	1
27	066574-001	WELDMENT, TORSION ARM L.H.	1
28	011257-028	SCREW HHC 5/8-11 X 3 1/2	1
29	011246-010	NUT 5/8-11 THIN HEX	1
30	066224-001	PIN, LIFT CYLINDER	1
31	066226-001	CHANNEL, CABLE	1
32	066210-002	WELDMENT, PIVOT PIN	1
33	066574-002	WELDMENT, TORSION ARM R.H.	1
34	011239-010	WASHER, FLAT 5/8 ASTM	4
35	064462-035	PLUG, 3/4" DIA. CAP PLUG	48
36	013919-006	HOSE CLAMP	1



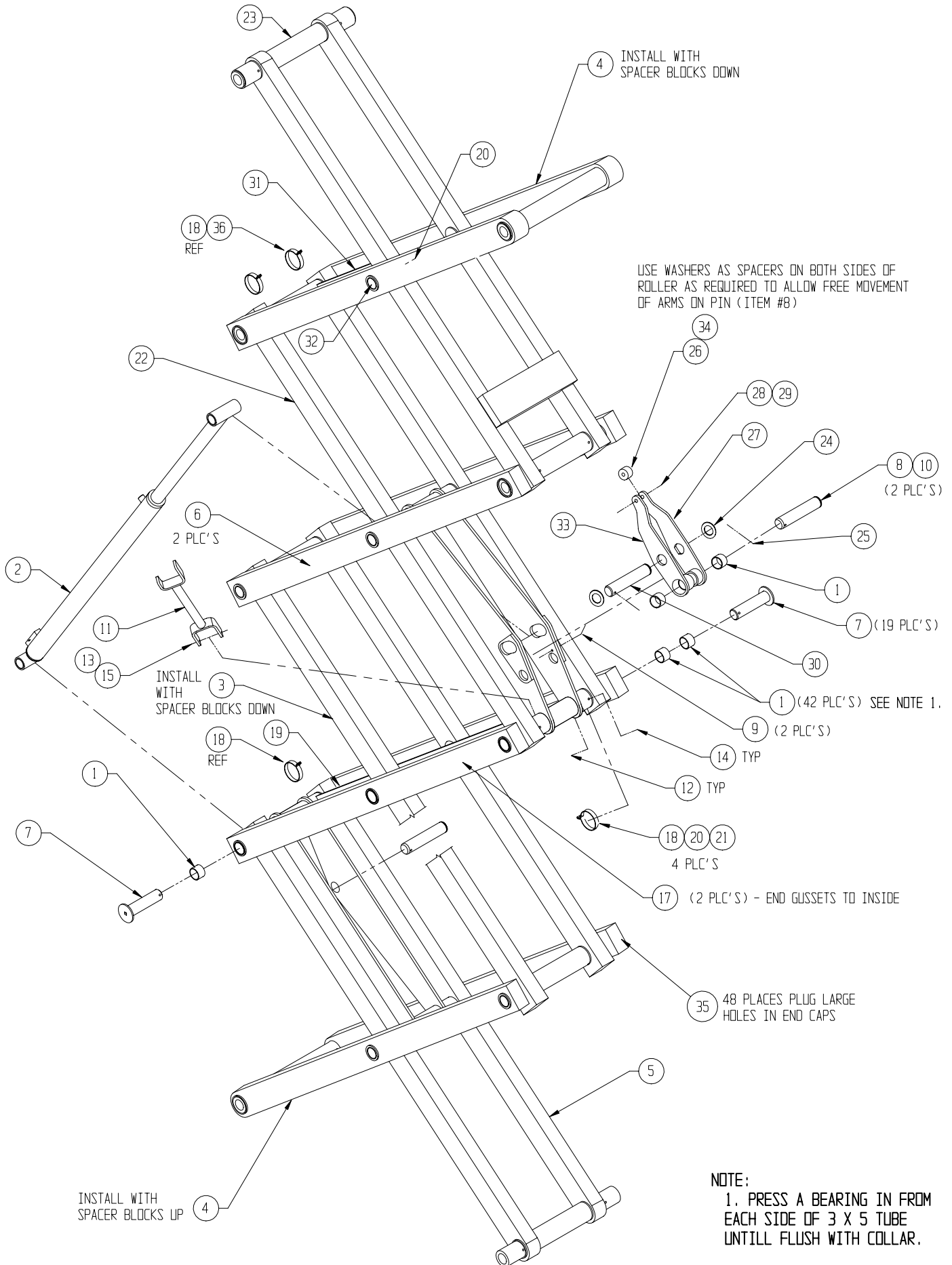
# Scissor Assembly – X26UN

## 066103-026

ITEM	PART	DESCRIPTION	QTY
1	066183-000	BEARING, OILITE	42
2	066601-000	LIFT CYLINDER	1
-	066601-010	SEAL KIT, LIFT CYLINDER	REF
3	066201-001	WELDMENT, MID INNER TUBE 1/8	1
4	066202-026	WELDMENT, TOP & BOTTOM OUTER 1/8	2
5	066200-026	WELDMENT, BOTTOM INNER 3/16	1
6	066211-002	WELDMENT, MID OUTER 1/4	2
7	066210-000	WELDMENT, PIVOT PIN	19
8	066224-000	PIN, LIFT CYLINDER	2
9	066225-000	PIN, SHAFT LOCKING	2
10	011764-032	RET RING	2
11	066214-000	WELDMENT, SAFETY STAND	1
12	011248-005	NUT HEX 5/16-18	20
13	011248-006	NUT HEX 3/8-16	1
14	015936-023	SCREW SHOULDER 3/8-16 X 3 1/2	20
15	011254-044	SCREW HHC GR5 3/8-16 X 5 1/2	1
17	066211-001	WELDMENT, MID OUTER ARM 1/8	2
18	066199-000	PIPE RING	4

ITEM	PART	DESCRIPTION	QTY
19	066226-002	CHANNEL, CABLE	1
20	011248-004	NUT HEX 1/4-20	4
21	011252-008	SCREW HHC GR5 1/4-20 X 1	4
22	066120-000	WELDMENT, MID INNER ARM 3/16	1
23	066121-026	WELDMENT, TOP INNER ARM 1/8	1
24	011239-032	WASHER 2 DIA ASTM	2
25	011740-024	ROLL PIN 1/2 X 3	2
26	065367-001	BEARING TORRINGTON #YCRS32	1
27	066574-001	WELDMENT, TORSION ARM L.H.	1
28	011257-028	SCREW HHC 5/8-11 X 3 1/2	1
29	011246-010	NUT 5/8-11 THIN HEX	1
30	066224-001	PIN, LIFT CYLINDER	1
31	066226-001	CHANNEL, CABLE	1
32	066210-002	WELDMENT, PIVOT PIN	1
33	066574-002	WELDMENT, TORSION ARM R.H.	1
34	011239-010	WASHER, FLAT 5/8 ASTM	4
35	064462-035	PLUG, 3/4" DIA. CAP PLUG	48
36	013919-006	HOSE CLAMP	1





# Scissor Assembly – X31N

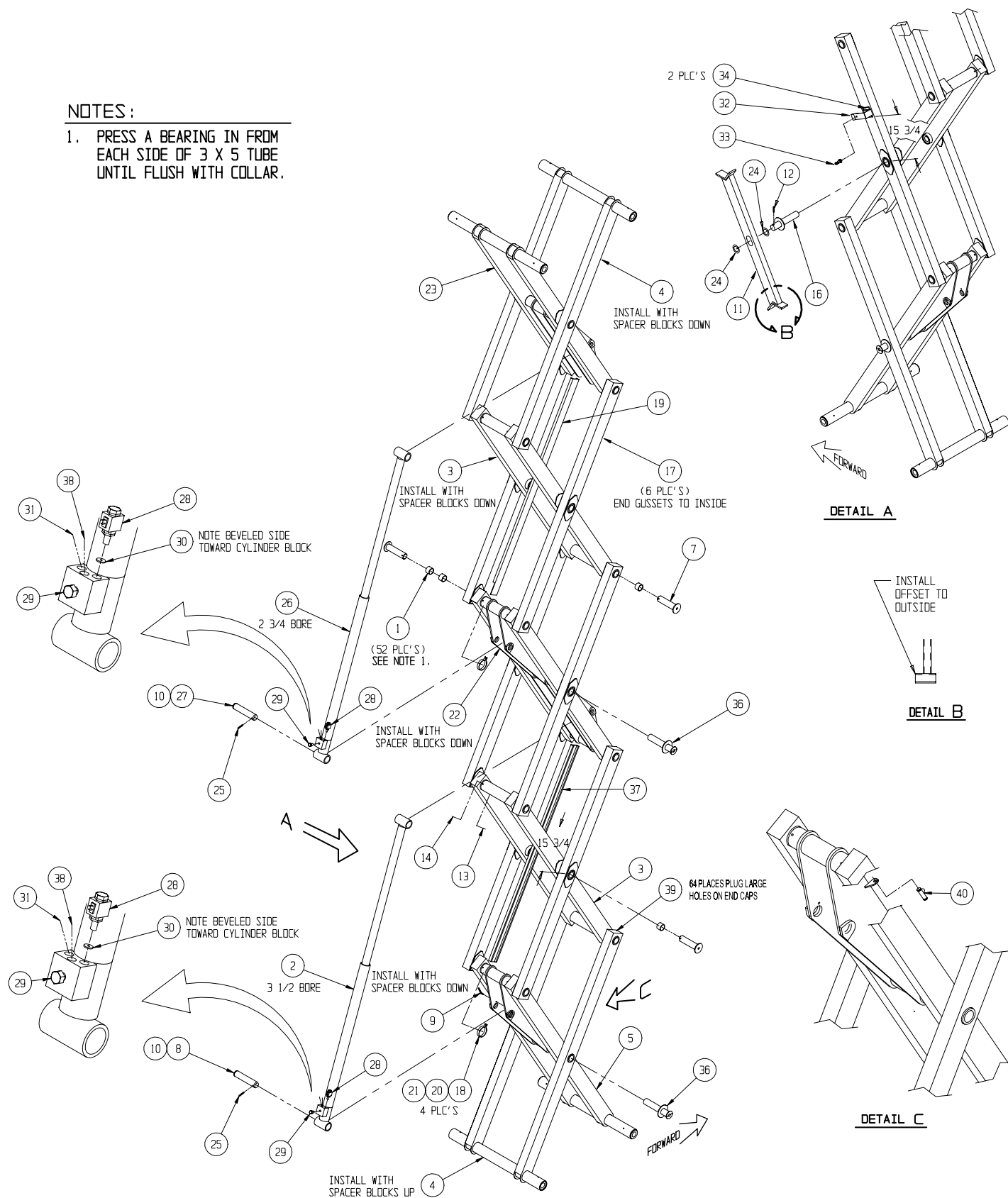
## 066853-000

ITEM	PART	DESCRIPTION	QTY
1	066183-000	BEARING, OILITE	52
2	066601-000	LIFT CYLINDER	1
-	066601-010	SEAL KIT, LIFT CYLINDER	REF
3	066201-001	WELDMENT, MID INNER TUBE 1/8	2
4	066240-000	WELDMENT, TOP & BOTTOM OUTER 1/8	2
5	066238-013	WELDMENT, BOTTOM INNER 3/16	1
7	066210-000	WELDMENT, PIVOT PIN	23
8	066224-000	PIN, LIFT CYLINDER	2
9	066225-000	PIN, SHAFT LOCKING	4
10	011764-032	RET RING	4
11	067591-000	WELDMENT, SAFETY STAND	1
12	011757-028	COTTER PIN 3/8 DIA X 3-1/2	1
13	011248-005	NUT HEX 5/16-18	26
14	015936-023	SCREW SHOULDER 3/8 X 3 1/2	26
16	066210-011	WELDMENT, PIVOT PIN	1
17	066211-001	WELDMENT, MID OUTER ARM 1/8	6
18	066199-000	PIPE RING	4
19	066226-000	CHANNEL, CABLE	1
20	011248-004	NUT HEX 1/4-20	4
21	011252-008	SCREW HHC GR5 1/4-20 X 1	4

ITEM	PART	DESCRIPTION	QTY
22	066120-010	WELDMENT, MID INNER ARM 3/16	1
23	066121-010	WELDMENT, TOP INNER ARM 1/8	1
24	011786-017	MACHINERY BUSHING 2" ID X 14GA	2
25	011740-024	ROLL PIN 1/2 X 3	2
26	066168-000	LIFT CYLINDER	1
-	066168-010	SEAL KIT, LIFT CYLINDER	REF
27	066224-010	PIN LIFT CYLINDER	2
28	063973-001	VALVE SOLENOID	2
29	020021-010	PLUG, #10 MB	2
30	063664-008	ORIFICE HYDRFORCE #7051070	2
31	011941-005	FITTING STR 6MB-6MJ	2
32	066814-000	WELDMENT, SCISSOR BRACE	1
33	03570-001	RETAINING RING	1
34	026554-002	RIVET 1/4 POP	2
36	066210-012	WELDMENT, PIVOT PIN	2
37	066226-002	HOSE CHANNEL	1
38	020021-006	PLUG, #6 MB	2
39	064462-035	PLUG, 3/4" DIA. CAP PLUG	64
40	066638-000	TEE, BULKHEAD, 6MJ-6MJ-6MJ	1

NOTES:

1. PRESS A BEARING IN FROM EACH SIDE OF 3 X 5 TUBE UNTIL FLUSH WITH COLLAR.

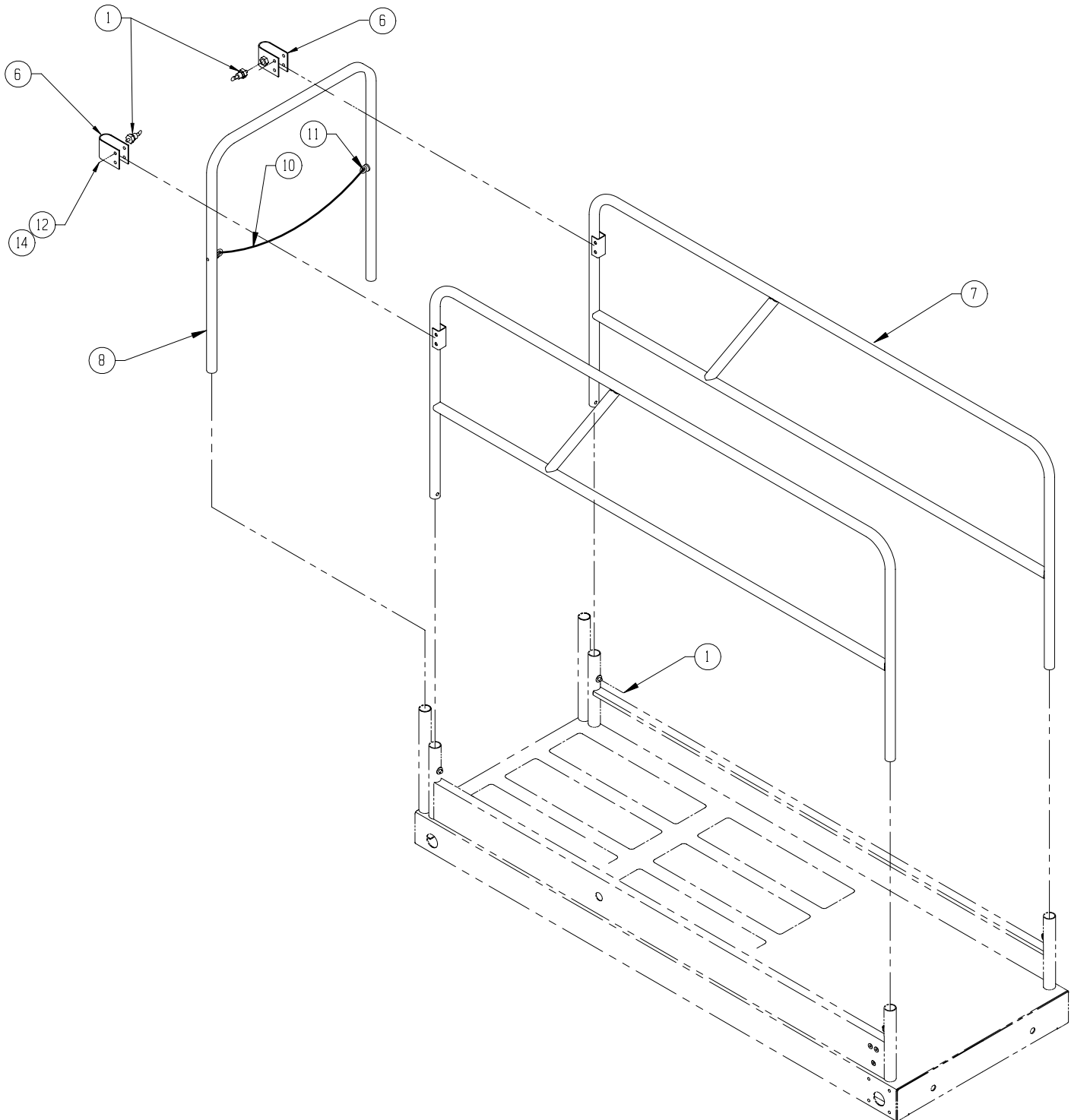


# Guardrail Assembly – X20N & X26UN

## 066005-026

ITEM	PART	DESCRIPTION	QTY
1	003570-005	PULL PIN WITH ROUND KNOB	6
6	066498-000	WELDMENT, GATE LATCH	2
7	066257-026	WELDMENT SIDE RAIL	2
8	066261-026	WELDMENT, END RAIL	1

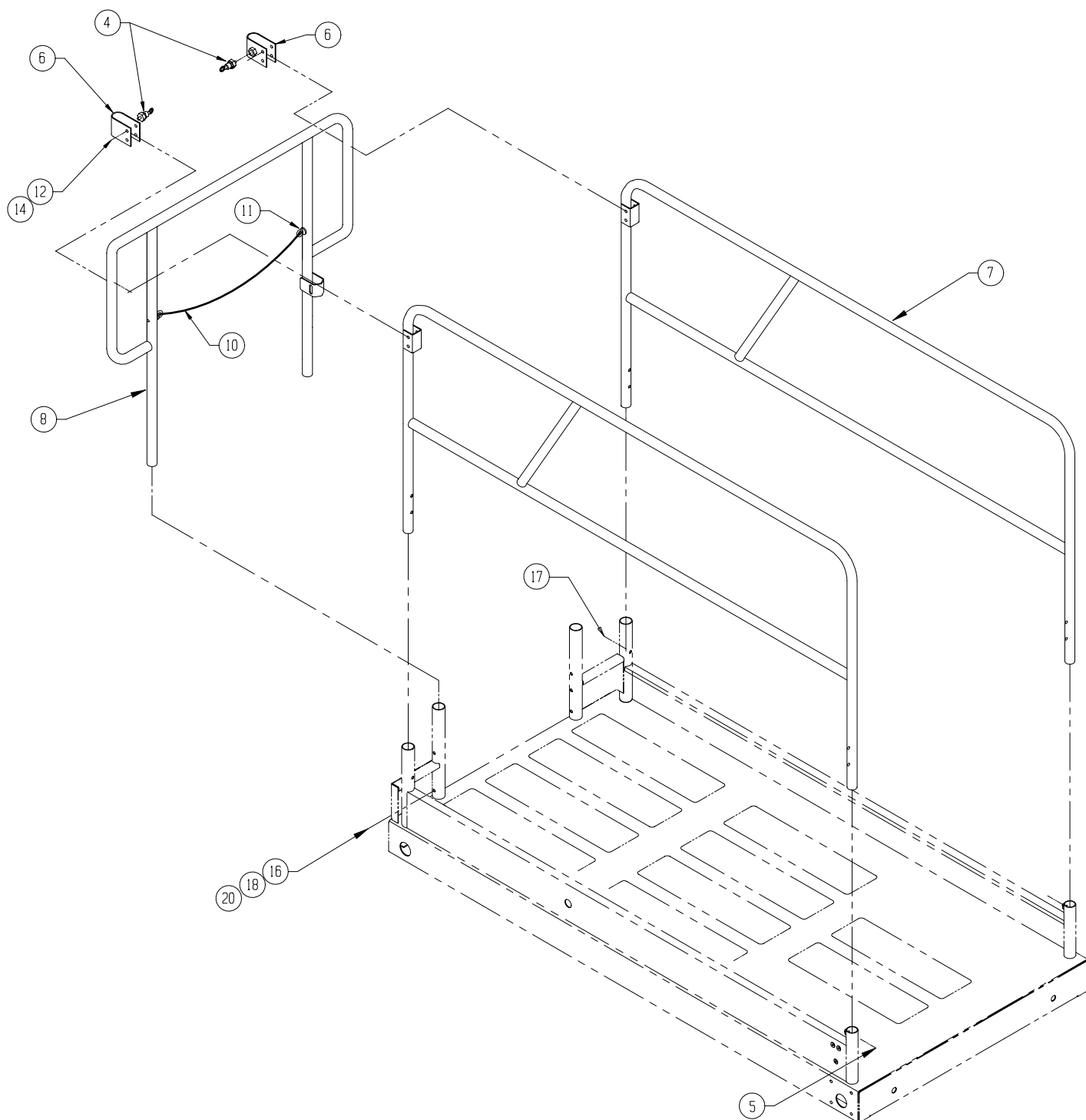
ITEM	PART	DESCRIPTION	QTY
10	063133-000	CHAIN ASS'Y	1
11	015748-002	REPAIR LAPLINK	1
12	011248-005	NUT 5/16-18	4
14	011253-016	SCREW 5/16-18 HHC X 2	4



# Guardrail Assembly – X20W & X26N

## 066055-015

ITEM	PART	DESCRIPTION	QTY	ITEM	PART	DESCRIPTION	QTY
4	003570-005	PULL PIN WITH ROUND KNOB	2	11	015748-002	REPAIR LAPLINK	1
5	066171-003	SCREW 3/8-16 UNC X 2	4	12	011248-005	NUT 5/16-18	4
6	066498-000	WELDMENT, GATE LATCH	2	14	011253-016	SCREW 5/16-18 HHC X 2	4
7	066126-000	WELDMENT SIDE RAIL	2	16	011254-020	SCREW 3/8-16 HHC X 2 1/2	2
8	066125-003	WELDMENT, END RAIL	1	18	011240-006	WASHER 3/8 FLAT	6
10	063133-000	CHAIN ASS'Y	1	20	011248-006	NUT 3/8-16 HEX	6

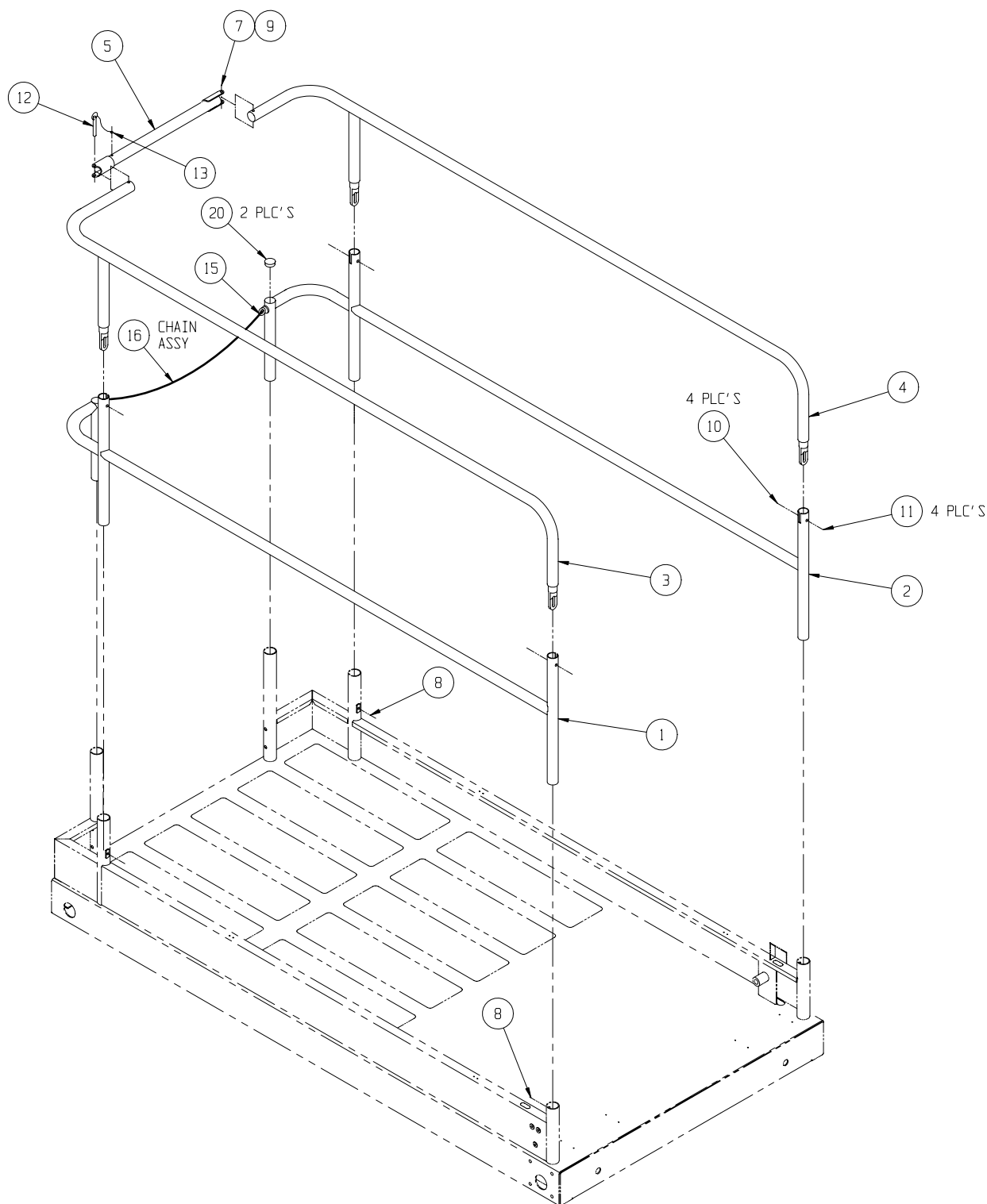


# Guardrail Assembly – X31N

## 066855-002

ITEM	PART	DESCRIPTION	QTY
1	065814-005	WELDMENT, LOWER GUARDRAIL R.H.	1
2	065814-004	WELDMENT, LOWER GUARDRAIL L.H.	1
3	065815-002	WELDMENT, UPPER GUARDRAIL R.H.	1
4	065816-002	WELDMENT, UPPER GUARDRAIL L.H.	1
5	065805-003	WELDMENT, TOP SWING ARM	1
7	011248-006	NUT HEX ESNA 3/8-16UNC	1
8	066171-003	SCREW 3/8-16UNC X 2	4
9	011254-018	SCREW HHC 3/8-16UNC X 2 1/4	1

ITEM	PART	DESCRIPTION	QTY
10	011248-005	NUT HEX ESNA 5/16-18UNC	4
11	011253-014	SCREW HHC 5/16-18UNC X 1 3/4	4
12	010414-003	LOCKING PIN ASSY 10 LG	1
13	026553-004	RIVET 3/16 DIA	1
15	015748-002	REPAIR LINK	1
16	063133-000	ASSEMBLY CHAIN GATE	1
20	066516-001	PLUG 1 3/16 DIA	2

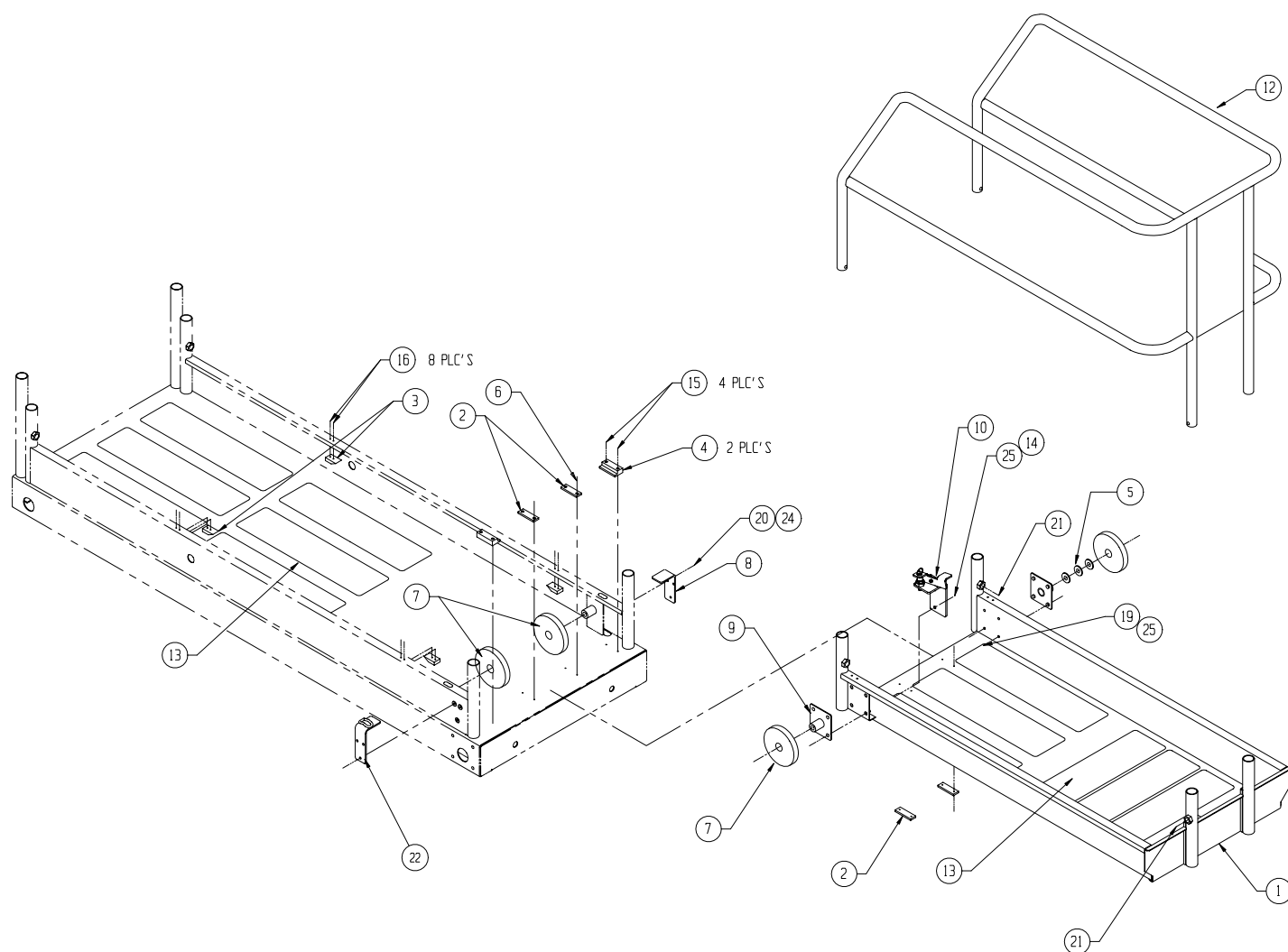


# Deck Extension Assembly – X20N & X26UN

## 066006-026

ITEM	PART	DESCRIPTION	QTY
1	066251-026	WELDMENT DECK EXT.	1
2	066198-000	WEAR PAD	4
3	066193-000	STOP	4
4	066176-000	WEAR PAD	2
5	014996-020	WASHER SAE 1 1/4 PLATED	6
6	026553-004	RIVET 3/16 DIA X 5/16 GRIP	8
7	066195-000	PLATFORM ROLLER	4
8	066407-010	BRACKET	1
9	066256-000	WELDMENT ROLLER MOUNT	2
10	067185-000	DECKLOCK ASSY-SLIDEOUT	1
12	066260-026	WELDMENT EXT. RAIL	1

ITEM	PART	DESCRIPTION	QTY
13	027966-005	SAFETY WALK 6 X 24	12
14	011254-016	SCREW HHC 3/8-16 X 2	2
15	026553-008	RIVET 3/16 DIA X 9/16 GRIP	4
16	026553-010	RIVET 3/16 DIA X .626-750 GRIP	8
19	011254-014	SCREW HHC 3/8-16 X 1 3/4	6
20	011252-006	SCREW HHC 1/4-20 X 3/4	6
21	003570-005	PULL PIN WITH ROUND KNOB	4
22	066407-110	BRACKET WELDMENT	1
24	011240-004	WASHER 1/4 FLAT	6
25	011238-006	WASHER 3/8 LOCK	8

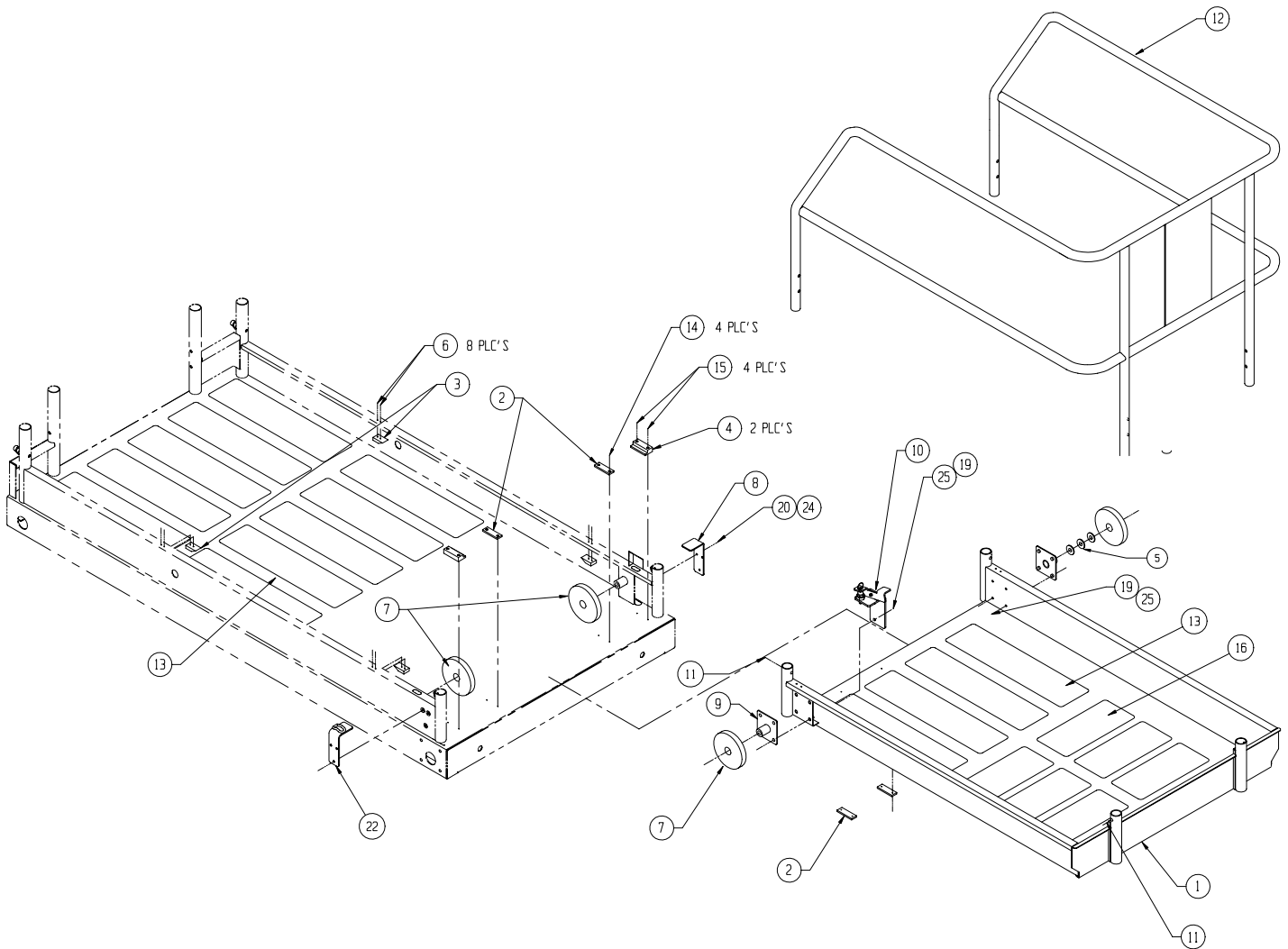


# Deck Extension Assembly – X20W & X26N

## 066056-010

ITEM	PART	DESCRIPTION	QTY
1	066294-001	WELDMENT DECK EXT.	1
2	066198-001	WEAR PAD	4
3	066193-000	STOP	4
4	066176-001	WEAR PAD	2
5	014996-020	WASHER SAE 1 1/4 PLATED	6
6	026553-010	RIVET 3/16 X 11/16 GRIP	8
7	066195-000	PLATFORM ROLLER	4
8	066407-011	BRACKET	1
9	066127-000	WELDMENT ROLLER MOUNT	2
10	067185-000	DECKLOCK ASSY-SLIDEOUT	1
11	066171-003	SCREW, 3/8-16 X 2"FT	4

ITEM	PART	DESCRIPTION	QTY
12	066130-001	WELDMENT EXT. RAIL	1
13	027966-005	SAFETY WALK 6 X 24	14
14	026553-004	RIVET 3/16 X 5/16 GRIP	8
15	026553-008	RIVET 3/16 X 9/16 GRIP	4
16	027966-008	SAFETY WALK 6 X 18	6
19	011254-012	SCREW HHC 3/8-16 X 1 1/2	8
20	011252-006	SCREW HHC 1/4-20 X 3/4	6
22	066407-111	BRACKET WELDMENT	1
24	011240-004	WASHER 1/4 FLAT	6
25	011238-006	WASHER 3/8 LOCK	8



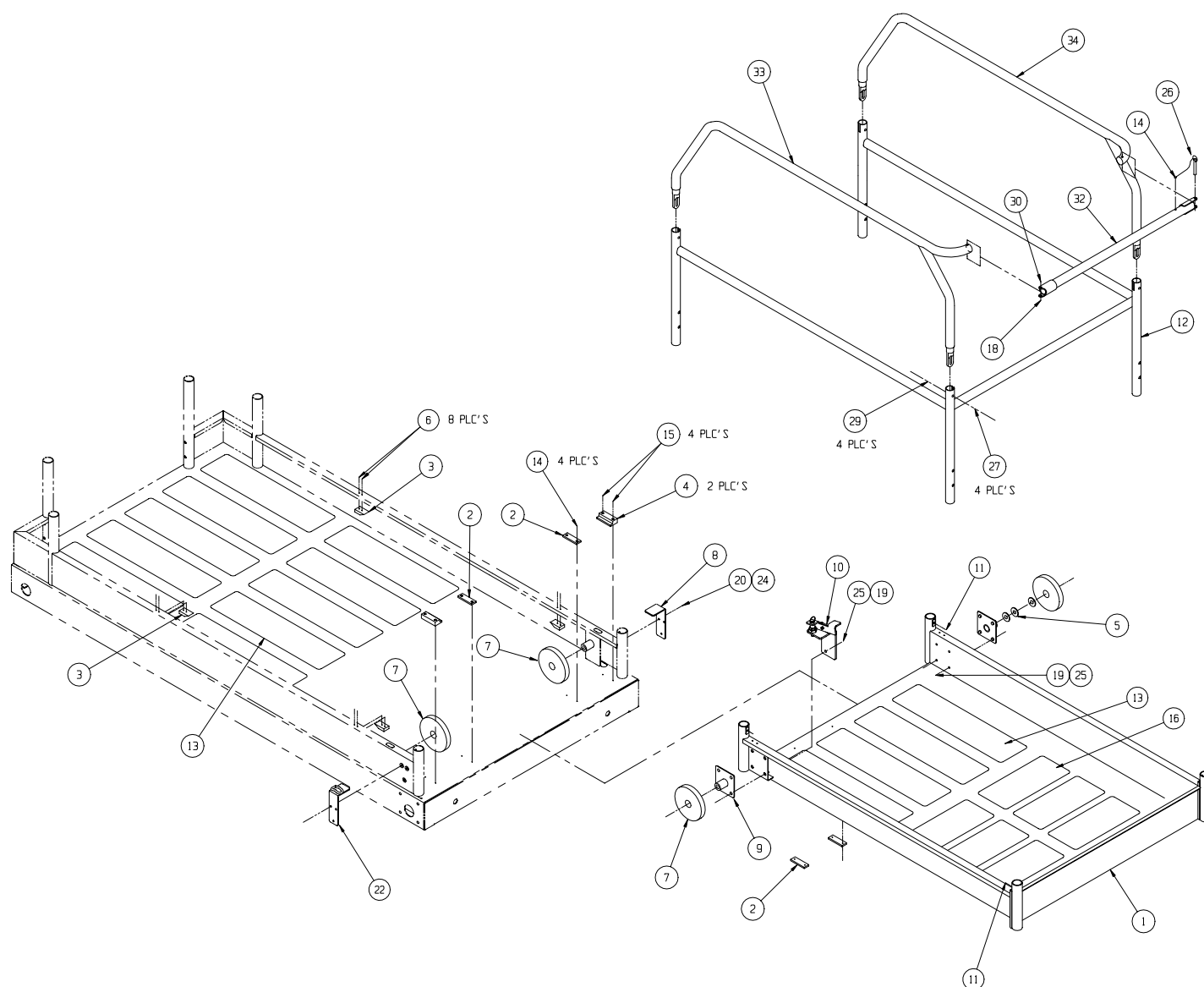


# Deck Extension Assembly – X31N

## 066856-001

ITEM	PART	DESCRIPTION	QTY
1	066294-003	WELDMENT DECK EXT.	1
2	066198-001	WEAR PAD	4
3	066193-000	STOP	4
4	066176-001	WEAR PAD	2
5	014996-020	WASHER SAE 1 1/4 PLATED	6
6	026553-010	RIVET 3/16 X 11/16 GRIP	8
7	066195-000	PLATFORM ROLLER	4
8	066407-011	BRACKET	1
9	066127-000	WELDMENT ROLLER MOUNT	2
10	067185-000	DECKLOCK ASSY-SLIDEOUT	1
11	066171-003	SCREW 3/8-16 UNC X 2	4
12	065802-003	WELDMENT, LOWER EXT.	1
13	027966-005	SAFETY WALK 6 X 24	14
14	026553-004	RIVET 3/16 X 5/16 GRIP	9
15	026553-008	RIVET 3/16 X 9/16 GRIP	4

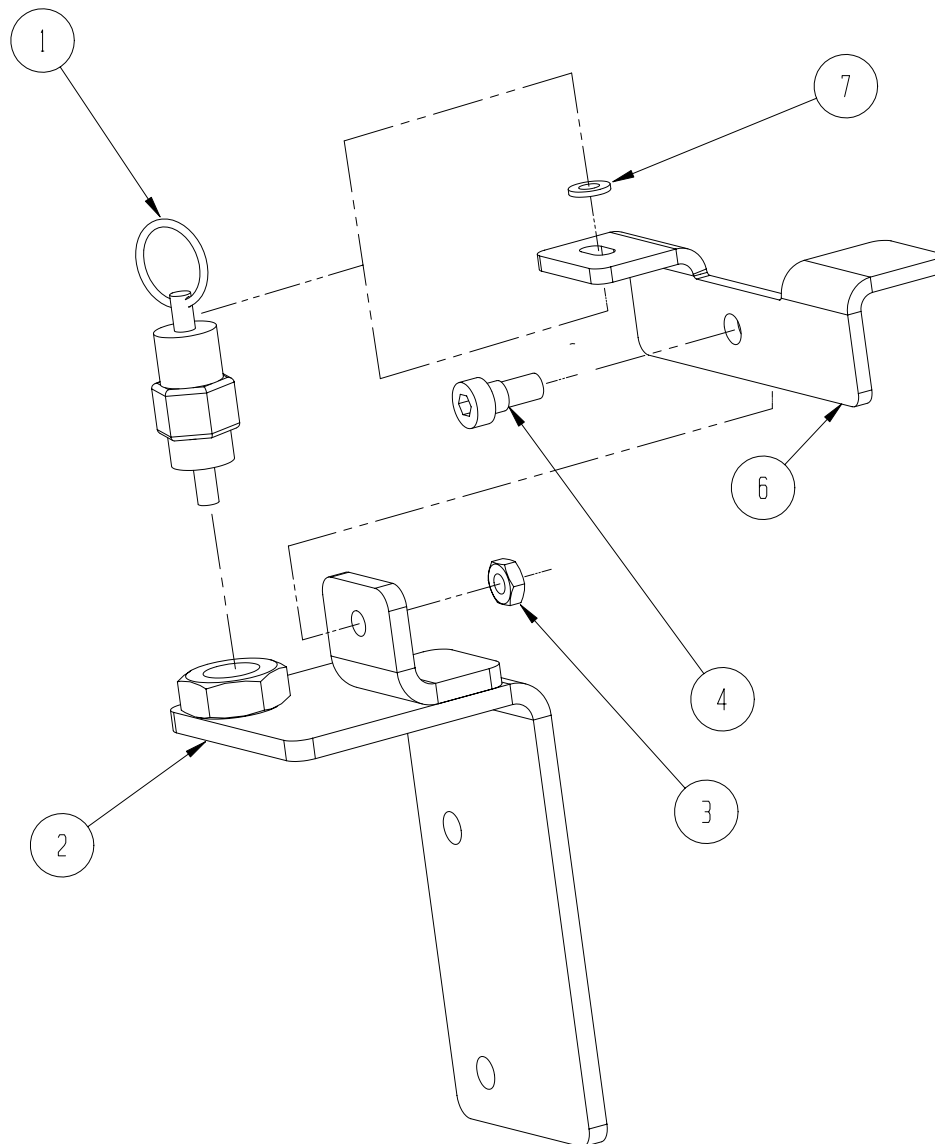
ITEM	PART	DESCRIPTION	QTY
16	027966-008	SAFETY WALK 6" X 18"	6
18	011254-018	SCREW HHC 3/8-16 X 2 1/4	1
19	011254-012	SCREW HHC 3/8-16 X 1 1/2	8
20	011252-006	SCREW HHC 1/4-20 X 3/4	6
22	066407-111	BRACKET - WELD	1
24	011240-004	WASHER 1/4 FLAT	6
25	011238-006	WASHER 3/8 LOCK	8
26	010414-003	LOCKING PIN ASS'Y	1
27	011253-014	SCREW HHC 5/16-18 X 1 3/4	4
29	011248-005	NUT 5/16-18 ESNA	4
30	011248-006	NUT 3/8-16 ESNA	2
32	065805-002	WELDMENT, SWING RAIL	1
33	065803-003	WELDMENT, SIDE EXT R.H.	1
34	065804-003	WELDMENT, SIDE EXT L.H.	1



# Deck Lock Assembly

## 067185-000

ITEM	PART	DESCRIPTION	QTY
1	003570-003	RETAINING PIN ASSEMBLY	1
2	067186-000	BRACKET WELDMENT	1
3	011273-005	JAM NUT 5/16-18	1
4	015936-002	SHOULDER SCREW 3/8 X 1/4	1
6	067189-000	LEVER	1
7	014996-005	WASHER 5/16 FLAT	1

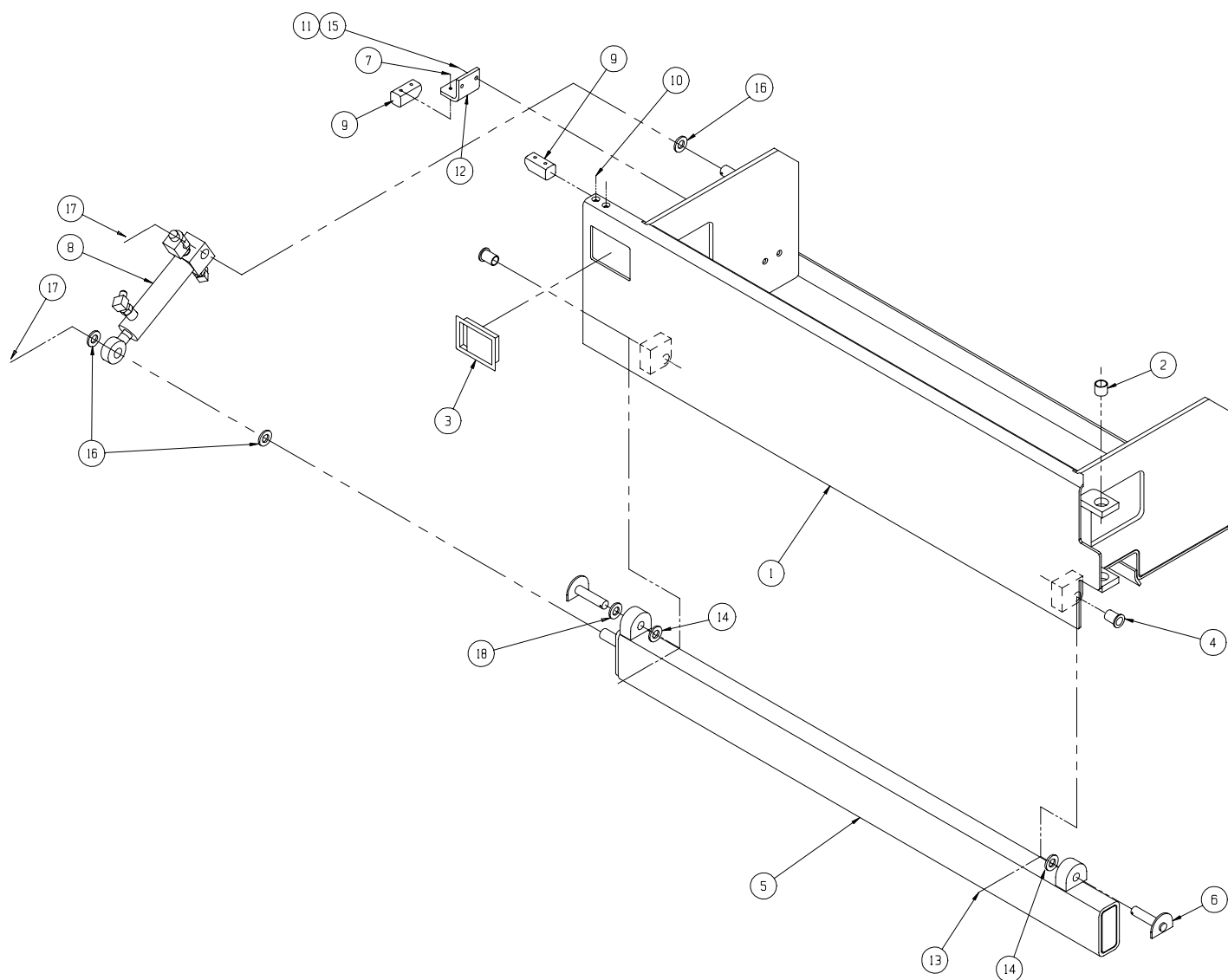


# Power Module

## 066009-026

ITEM	PART	DESCRIPTION	QTY
1	066310-026	POWER MODULE WELDMENT	1
2	027931-016	BUSHING OILITE	2
3	062791-002	LATCH COVER	1
4	011781-011	BUSHING OILITE	2
5	066735-001	WELDMENT, DEPRESSION TUBE	1
6	066753-000	WELDMENT, PIVOT PIN	2
7	011252-008	SCREW HHC 1/4-20 X 1	2
8	066803-001	CYLINDER ASSEMBLY	1
9	066192-000	BLOCK, COVER	2

ITEM	PART	DESCRIPTION	QTY
10	011828-008	SCREW FLAT HD SOC 1/4-20 X 1	2
11	011248-006	NUT ESNA 3/8-16	2
12	066342-000	ANGLE	1
13	011757-007	PIN COTTER #RUE 30	2
14	064350-010	SHIM 5/8 ID X 1 OD X .031 STL	3
15	011240-006	WASHER 3/8 STD FLAT	2
16	014996-012	WASHER - 3/4	3
17	011757-010	PIN COTTER 3/4 RUE	2
18	014996-010	WASHER - 5/8	1



# Control Module

## 066008-026

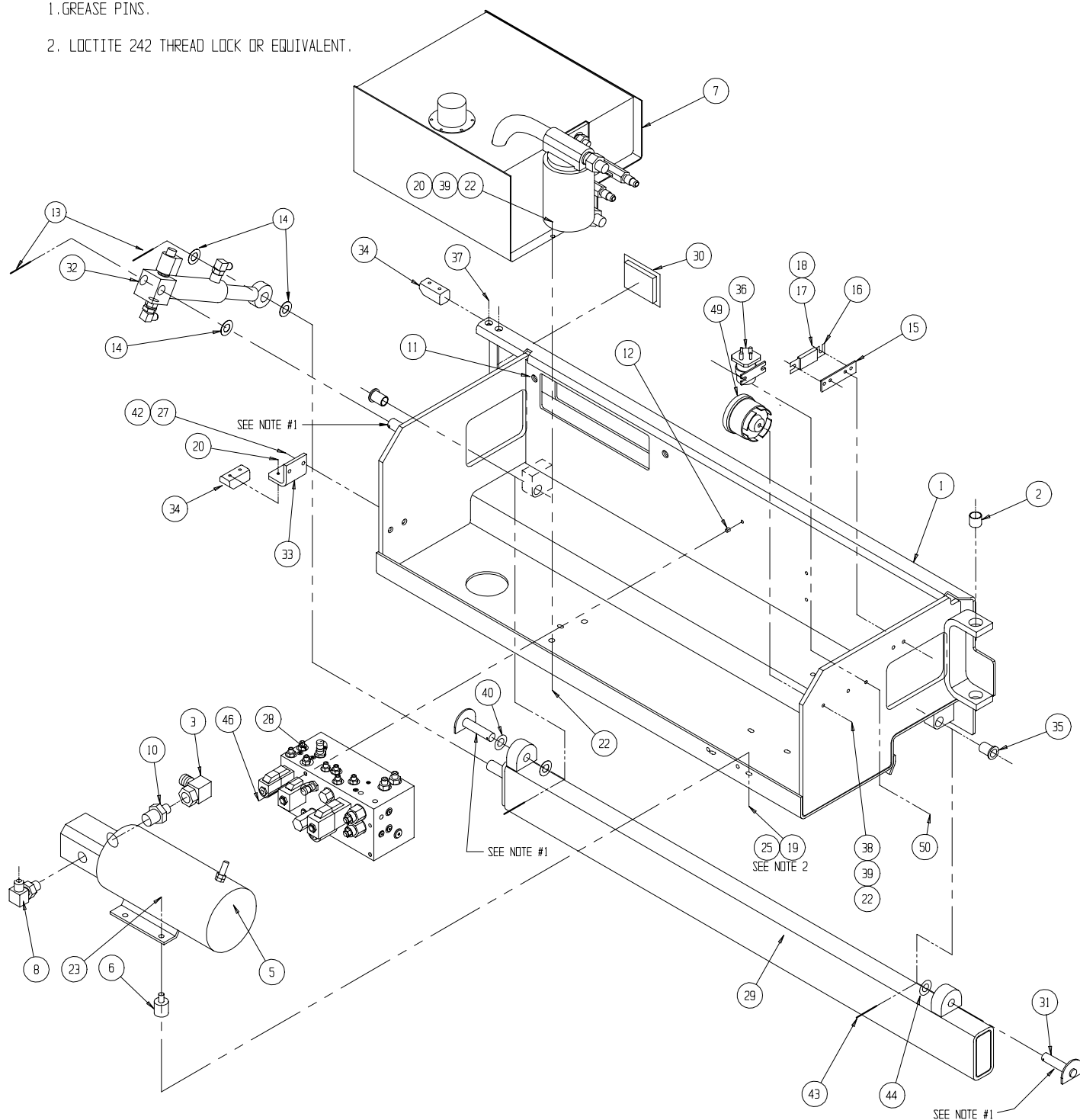
ITEM	PART	DESCRIPTION	QTY
1	066309-011	CONTROL MODULE WELDMENT	1
2	027931-016	BUSHING OILITE	2
3	011937-007	90 12FJX-12MJ	1
5	101230-000	POWER UNIT	1
-	101230-010	MOTOR	REF
-	101230-011	PUMP	REF
-	101230-014	BRUSHES	REF
6	066046-007	MOUNT VIBRATION	4
7	066780-021	HYDRAULIC RESERVOIR ASSY	1
8	011934-004	FITTING ELBOW 6MBH-6MJ	1
9	020733-002	FITTING TEE 6FJX-6MJ	1
10	011941-012	FITTING STR 8MB-12MJ	1
11	014252-006	NUTSERT 3/8-16	2
12	014252-004	NUTSERT 1/4-20 UNC	3
13	011757-010	PIN COTTER 3/4 RUE	2
14	014996-012	WASHER 3/4	3
15	010149-000	FUSE BLOCK	1
16	010148-001	FUSE 175 AMP	1
17	013965-010	SCREW HEX HD #10-24 X 1 1/4	2
18	011248-003	NUT HEX #10-24	2
19	011253-006	SCREW HHC GR5 5/16-18 X 3/4	4
20	011252-008	SCREW HHC GR5 1/4-20 X 1	2
22	011248-004	NUT, 1/4-20 ESNA	4

ITEM	PART	DESCRIPTION	QTY
23	011248-005	NUT HEX ESNA 5/16-18	4
25	011238-005	WASHER 5/16 SPLIT LOCK	4
27	011248-006	NUT ESNA 3/8-16	2
28	101120-121	VALVE ASSEMBLY	1
29	066735-001	WELDMENT, DEPRESSION TUBE	1
30	062791-002	LATCH COVER	1
31	066753-000	WELDMENT, PIVOT PIN	2
32	066803-001	CYLINDER ASSEMBLY	1
33	066342-000	ANGLE	1
34	066192-000	BLOCK, COVER	2
35	011781-011	BUSHING OILITE	2
36	010122-001	SOLENOID 24V SPDT	1
37	011828-008	SCREW FLAT HD SOC 1/4-20 X 1	2
38	011252-010	SCREW HHC 1/4-20 X 1 1/4	2
39	011240-004	WASHER 1/4 FLAT	2
40	014996-010	WASHER 5/8	1
42	011240-006	WASHER 3/8 STD FLAT	2
43	011757-007	PIN COTTER #RUE 30	2
44	064350-010	SHIM 5/8ID X 1 OD X .031 STL	2
46	011252-036	SCREW HHC 1/4-20 X 4 1/2	3
49	066807-001	HORN DUAL TONE	1
50	011252-006	SCREW RD HD 6-32 X 3/4	1

## NOTES:

1. GREASE PINS.

2. LOCTITE 242 THREAD LOCK OR EQUIVALENT.



# Hydraulic Manifold

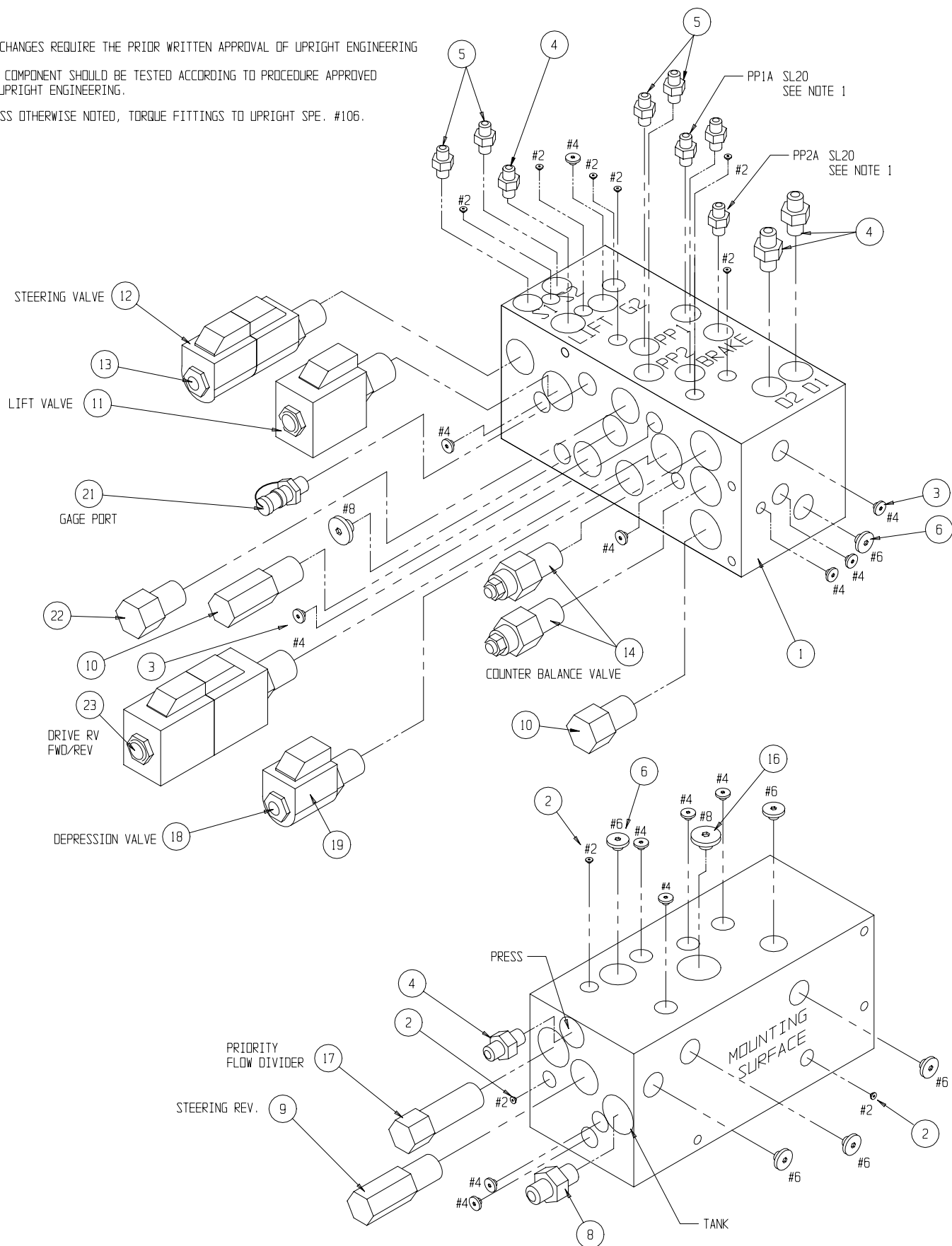
## 101120-121

ITEM	PART	DESCRIPTION	QTY.
1	100020-040	CONTROL VALVE BLOCK	1
2	012004-002	FITTING #2 PLUG	9
3	012004-004	FITTING #4 PLUG	14
4	011941-005	FITTING STRAIGHT 6MB - 6MJ	4
5	011941-001	FITTING STR 4MBH - 4MJ	5
6	012004-006	FITTING PLUG #6	7
8	011941-009	FITTING 8MB-8MJX	1
9	060390-013	RELIEF VALVE, STEERING (1500 PSI)	1
10	060390-025	RELIEF VALVE, MAIN (3000 PSI)	1
11	063923-006	2 POS - 4 WAY SOLENOID W/ COIL	1
12	-	COIL	REF

ITEM	PART	DESCRIPTION	QTY.
13	064845-000	3 POS - 4 WAY SOLENOID W/ COILS	1
14	101120-035	COUNTERBALANCE VALVE	2
16	020021-008	FITTING PLUG #8	1
17	064843-000	FLOW DIVIDER VALVE (1.0 GPM)	1
18	063973-001	2 POS POPPET VALVE W/ COIL	1
19	-	COIL	REF
21	063965-001	FITTING GAUGE	1
22	064841-000	CHECK VALVE	1
23	063923-021	3 POS - 4 WAY SOLENOID W/ COILS	1

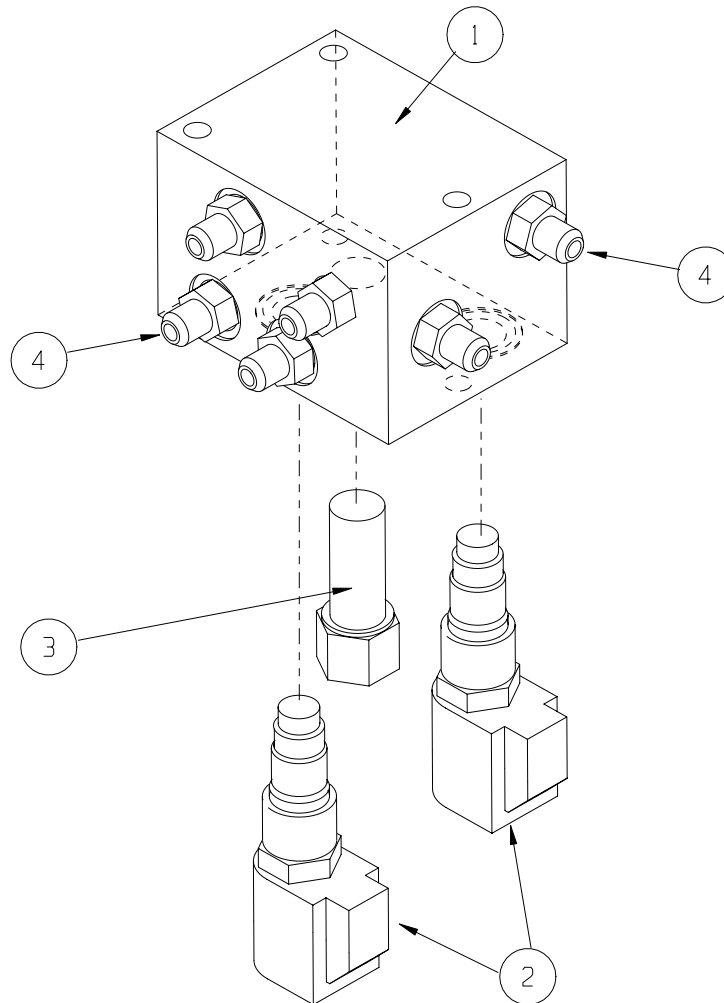
## NOTE:

1. ALL CHANGES REQUIRE THE PRIOR WRITTEN APPROVAL OF UPRIGHT ENGINEERING
2. THIS COMPONENT SHOULD BE TESTED ACCORDING TO PROCEDURE APPROVED BY UPRIGHT ENGINEERING.
3. UNLESS OTHERWISE NOTED, TORQUE FITTINGS TO UPRIGHT SPE. #106.



## Series Parallel Manifold – X20W, X26N, X26UN & X31N 114059-000

ITEM	PART	DESCRIPTION	QTY
1	-	VALVE BLOCK - SERIES PARALLEL	REF
2	061797-000	VALVE, 3 WAY 2 POSITION	2
3	063924-008	VALVE, FLOW DIVIDER	1
4	011941-010	FITTING, STR 8MB-8MJ	6






# Emergency Lowering Installation – X31N

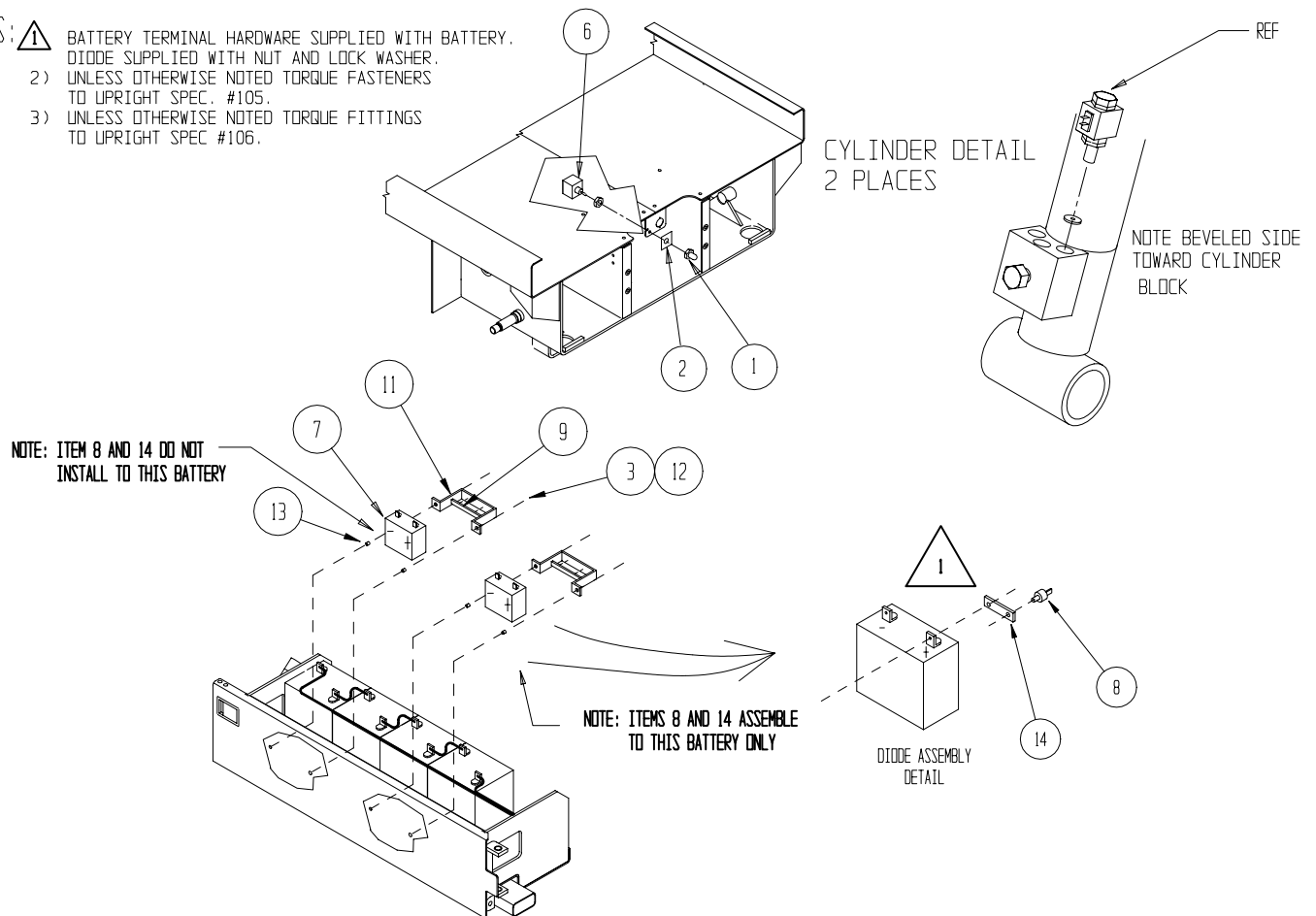
## 066630-000

ITEM	PART	DESCRIPTION	QTY
1	029872-001	BOOT - RED	1
2	063548-000	DECAL - EMERGENCY	1
3	011252-008	HHC 1/4-20 UNC X 1	4
6	012798-001	SWITCH, TOGGLE MOMENTARY DPDT	1
7	066630-010	BATTERY - AUXILIARY	2
8	066630-013	DIODE - 16 AMP	1
9	068889-099	WEATHERSTRIP - 1/2 X 3/16 FOAM	1 FT.
11	066630-011	BRACKET - BATTERY HOLD DOWN	2
12	011238-004	LOCKWASHER - 1/4"	4
13	014252-004	NUTSERT 1/4-20 UNC	4
14	066630-012	BUSS BAR - COPPER	1

ITEM	PART	DESCRIPTION	QTY
102	029601-013	#10 RING TERM - 16 AWG	5
103	029601-012	#8 RING TERM - 16 AWG	1
104	011708-004	SCREW - MACH #8-32 UNC X 1/2" LG	1
105	011248-002	NUT - ESNA #8-32 UNC	1
106	029601-040	5/16" RING TERM - 16 AWG	2
107	029496-099	WIRE 16 GA 2-COND	45 FT.
108	029702-000	HOLDER, FUSE LITTLE FUSE #155100	1
109	029704-007	FUSE ACG, 7-1/2 AMP	1
110	029601-011	#6 RING TERM - 16 AWG	4
111	029620-002	CONN. BUTT 16-14 AWG INSL	3
112	029454-099	WIRE 16 GA RED	3 FT.
113	029452-099	WIRE 16 GA BLACK	4 FT.
115	029620-003	CONN. BUTT 12-10 GA INSL	2
116	029825-002	DIODE, 6 AMP	3

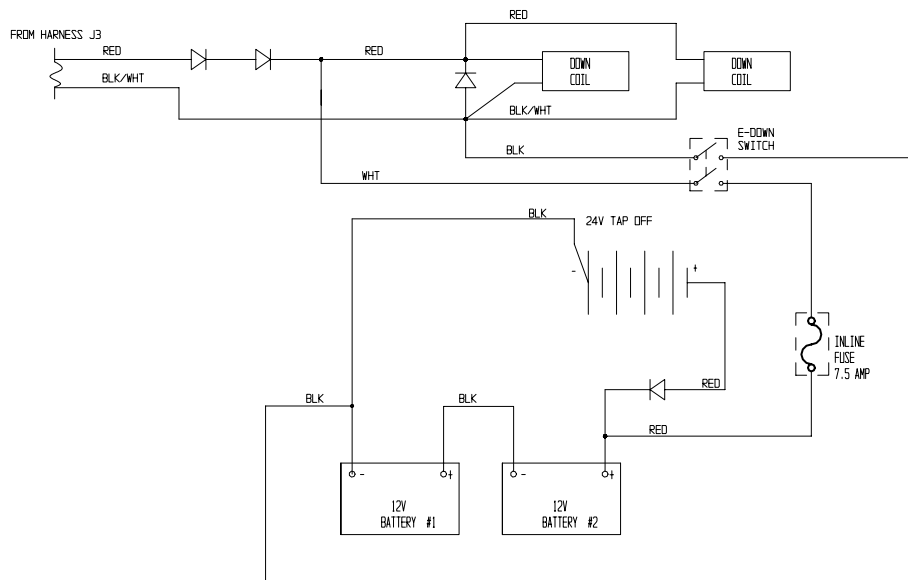
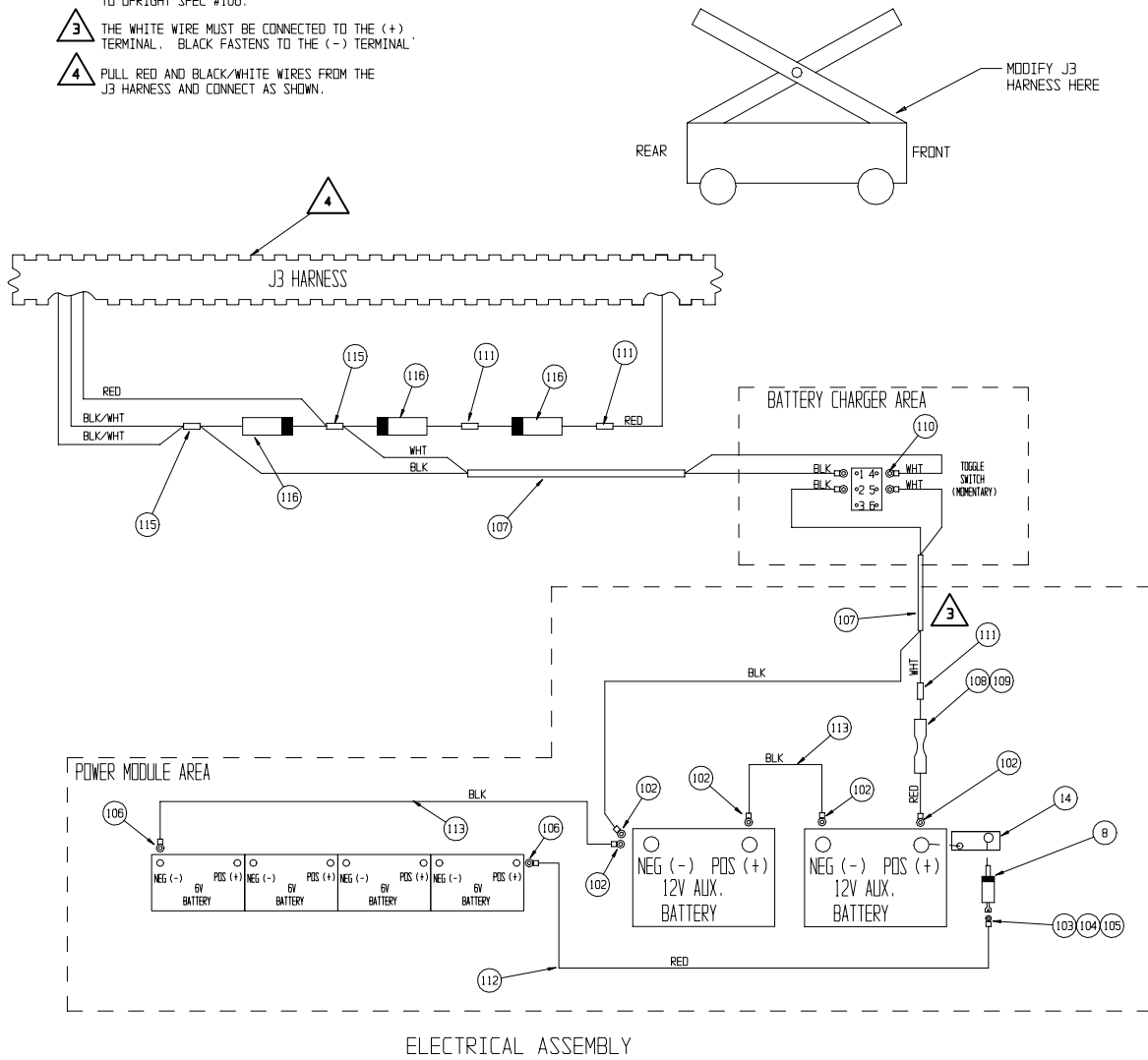
### Drawing 1 of 2

- NOTES:  BATTERY TERMINAL HARDWARE SUPPLIED WITH BATTERY.  
 2) DIODE SUPPLIED WITH NUT AND LOCK WASHER.  
 2) UNLESS OTHERWISE NOTED TORQUE FASTENERS TO UPRIGHT SPEC. #105.  
 3) UNLESS OTHERWISE NOTED TORQUE FITTINGS TO UPRIGHT SPEC #106.



## Drawing 2 of 2

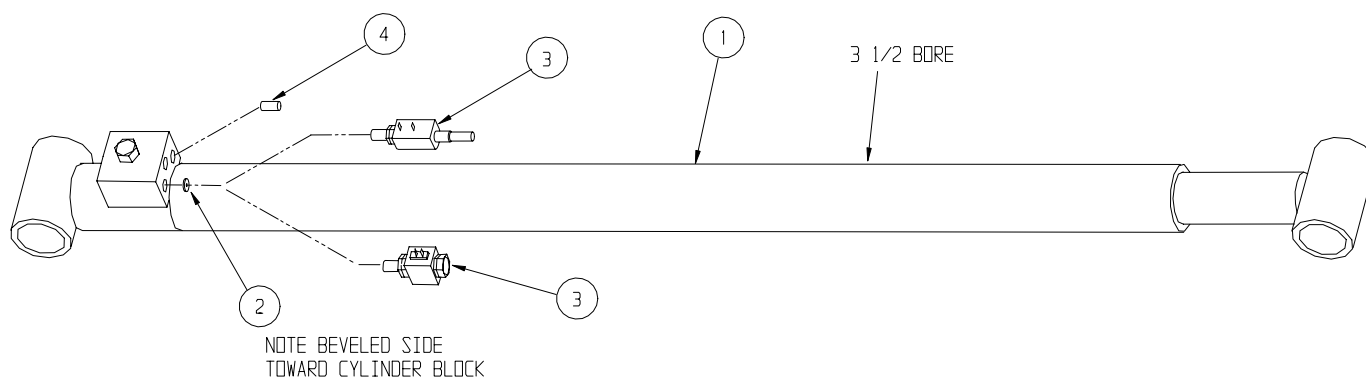
- NOTES:
- 1) UNLESS OTHERWISE NOTED TORQUE FASTENERS TO UPRIGHT SPEC. #105.
  - 2) UNLESS OTHERWISE NOTED TORQUE FITTINGS TO UPRIGHT SPEC. #106.
  - 3) THE WHITE WIRE MUST BE CONNECTED TO THE (+) TERMINAL. BLACK FASTENS TO THE (-) TERMINAL.
  - 4) PULL RED AND BLACK/WHITE WIRES FROM THE J3 HARNESS AND CONNECT AS SHOWN.



## Lift Cylinder Assembly

- X20W, X26N & X26UN Cylinder
- X31N Lower Cylinder

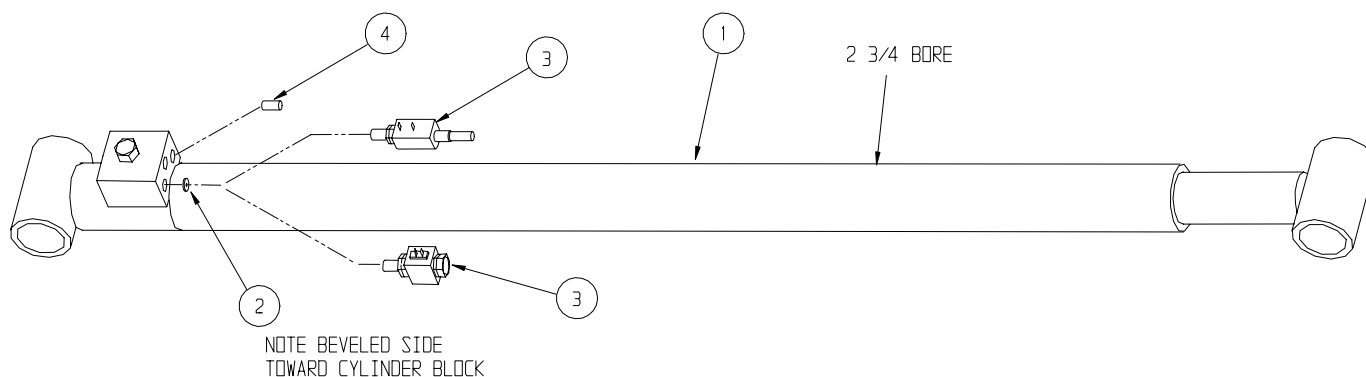
ITEM	PART	DESCRIPTION	QTY
1	066601-000	LIFT CYLINDER	1
2	063664-008	ORIFICE	1
3	066179-000	VALVE, X20N-X20W-X26N-X26UN	1
	063973-001	VALVE SOLENOID, X31N	1
4	011941-005	FITTING, STRAIGHT 6MB-6MJ	1



## Lift Cylinder Assembly

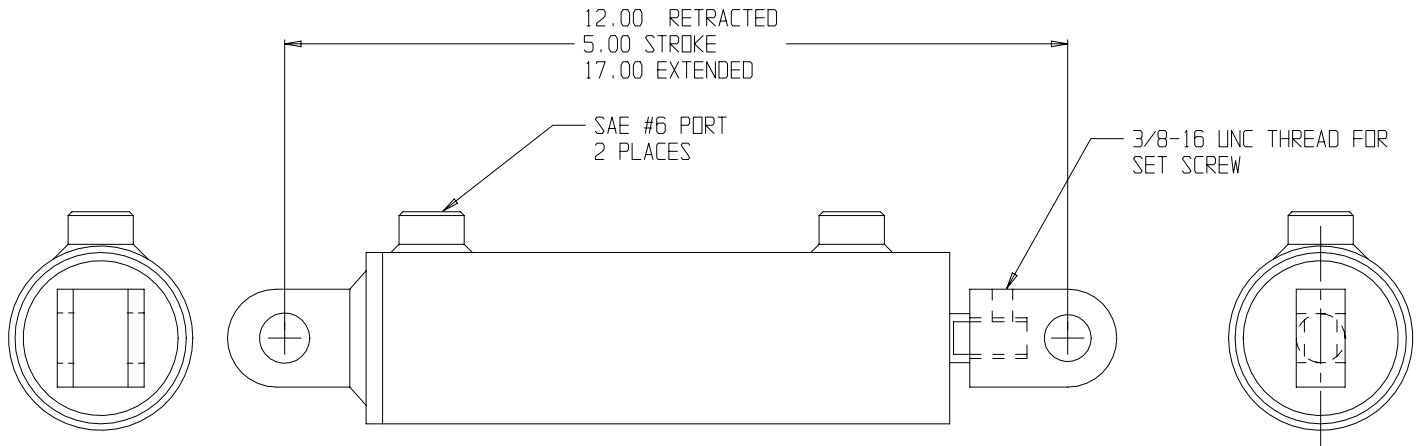
- X20N Cylinder
- X31N Upper Cylinder

ITEM	PART	DESCRIPTION	QTY
1	066168-000	LIFT CYLINDER	
2	063664-008	ORIFICE	1
3	066179-000	VALVE, X20N-X20W-X26N-X26UN	
	063973-001	VALVE SOLENOID, X31N	1
4	011941-005	FITTING, STRAIGHT 6MB-6MJ	1



## Steering Cylinder – X20N & X26UN

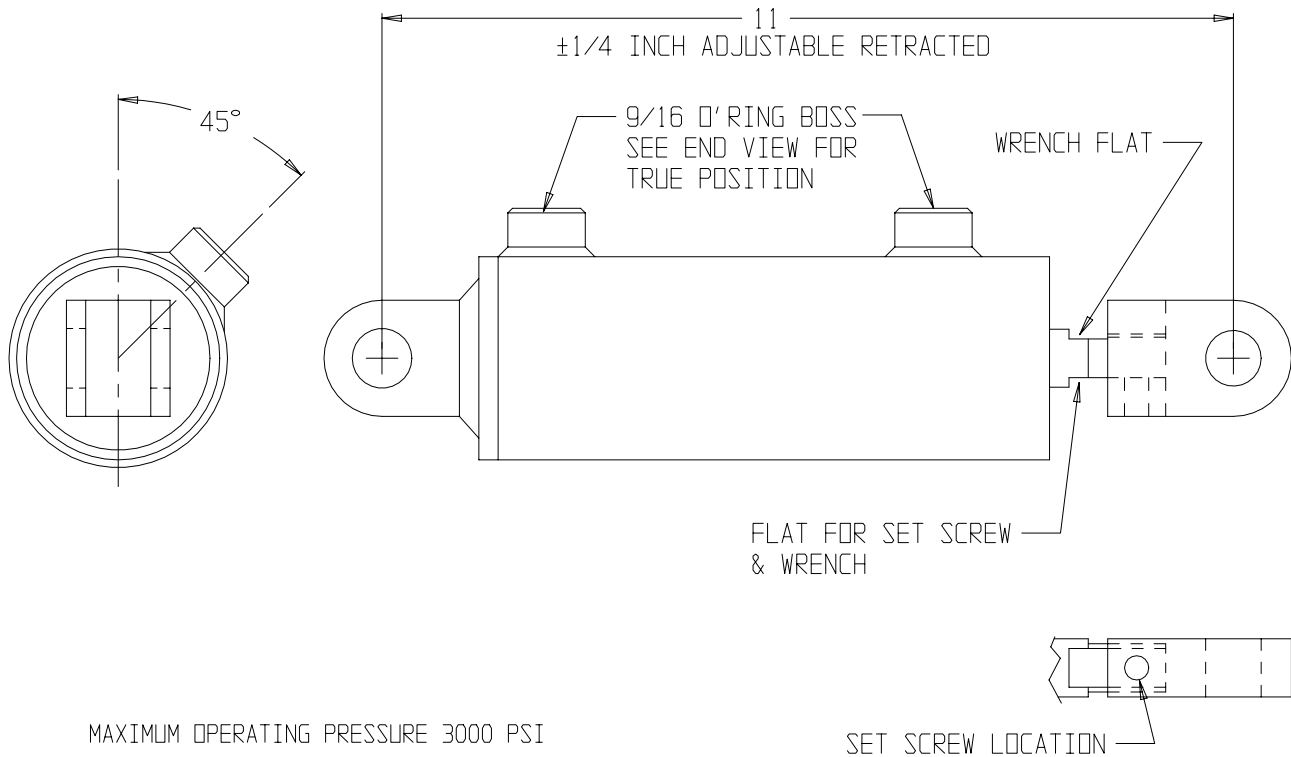
### 066602-000



MAXIMUM OPERATING PRESSURE 3000 PSI

## Steering Cylinder – X20W, X26N & X31N

### 066793-000

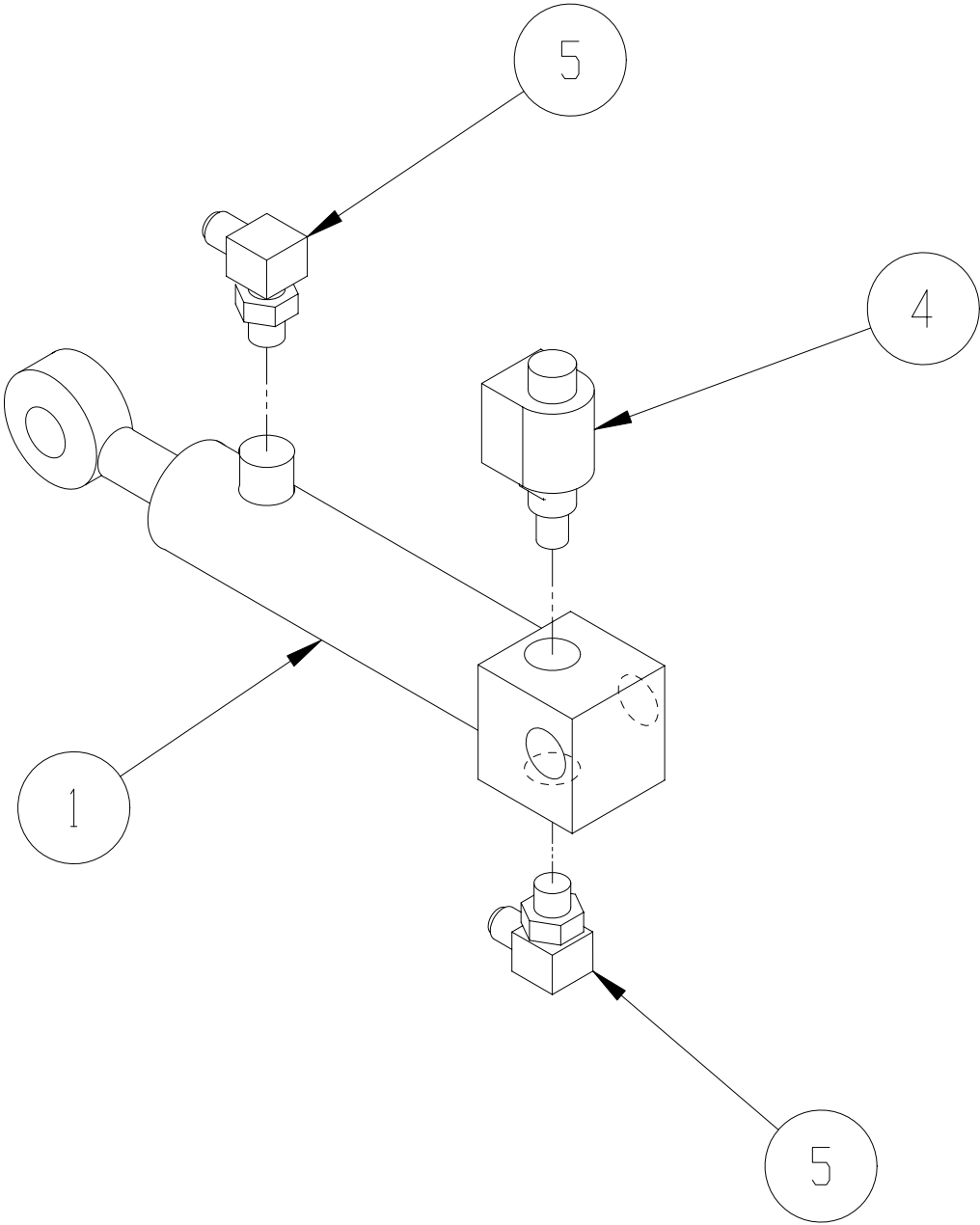


MAXIMUM OPERATING PRESSURE 3000 PSI

# Depression Mechanism Cylinder Assembly

## 066803-001

ITEM	PART	DESCRIPTION	QTY
1	066700-002	CYLINDER	1
-	066700-010	SEAL KIT	REF
4	063973-001	VALVE N.C.	1
5	011934-001	FITTING 90° 4MB-4MJ	2

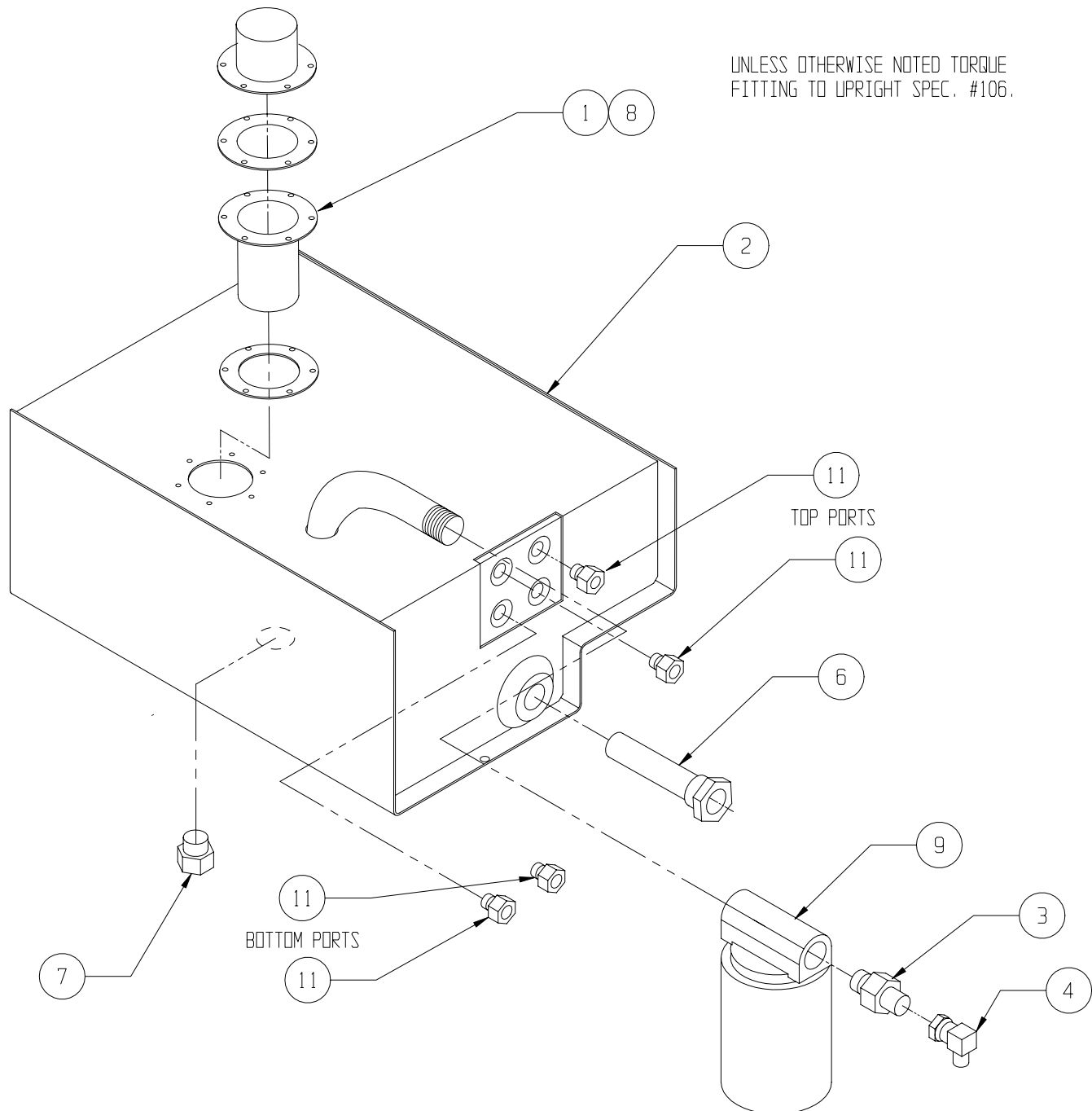


# Hydraulic Reservoir

## 066780-021

ITEM	PART	DESCRIPTION	QTY
1	05963-002	FILLER BREATHER 5PSI	1
2	066779-010	WELDMENT RESERVOIR	1
3	011939-018	FITTING STR 12MP-6MJ	1
4	011937-003	FITTING 90 6FJX-6MJ	1
6	061818-000	FITTING SUCTION SCREEN	1

ITEM	PART	DESCRIPTION	QTY
7	021305-006	FITTING PLUG MAGNETIC	1
8	011811-006	SCREW SELF TAP 10-32 X 1/2	6
9	005154-001	FILTER	1
	005154-002	REPLACEMENT FILTER	REF
11	020021-006	FITTING PLUG 6MB	4

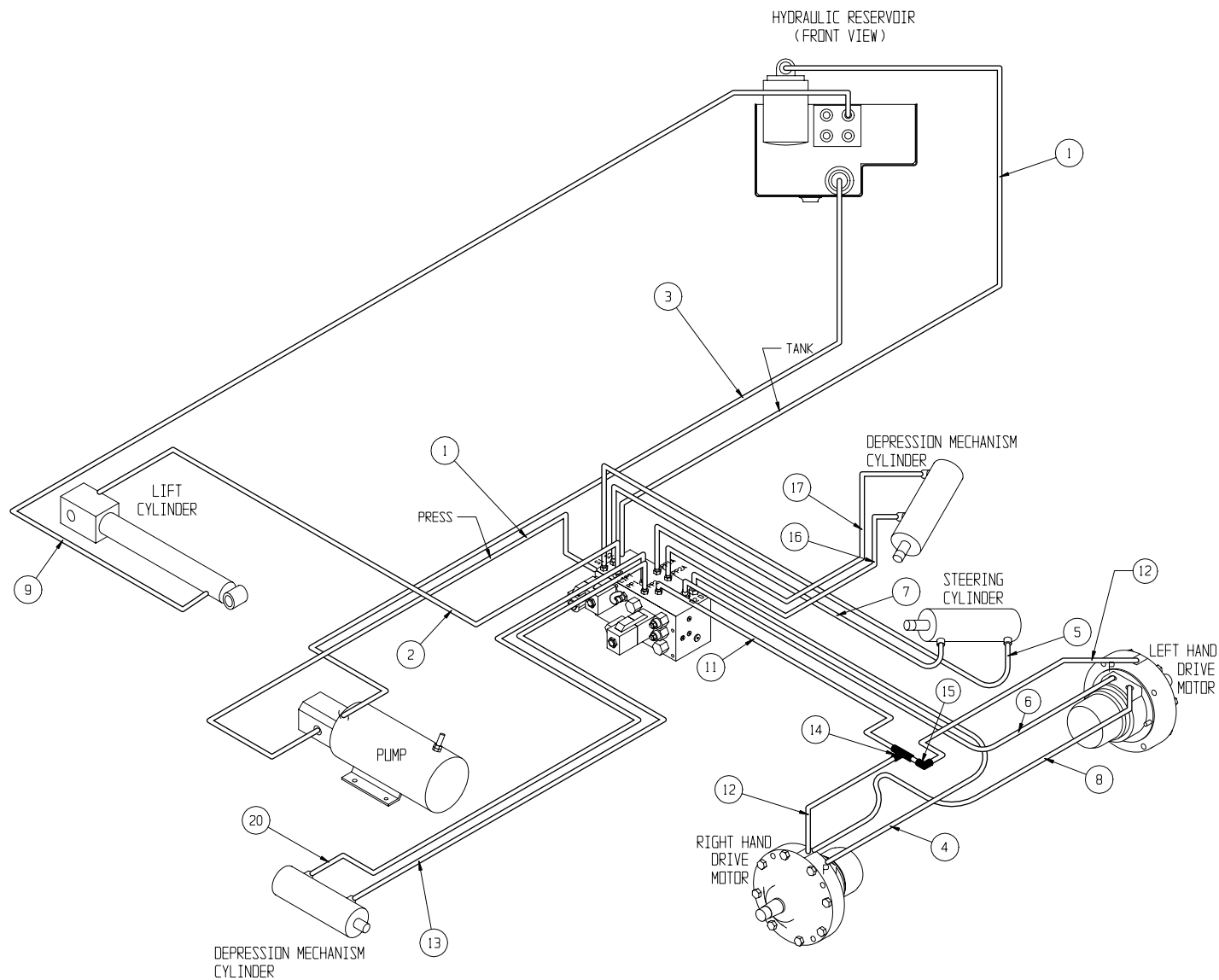


# Hose Kit - X20N

## 114006-000

ITEM	PART	DESCRIPTION	QTY
1	068965-016	HOSE ASS'Y 3/8 X 16 (6FJX-6FJX90)	2
2	068965-150	HOSE ASS'Y 3/8 X 150 (6FJX-6FJX90)	1
3	061789-008	HOSE ASS'Y 3/4 X 8 3/4 (12FJX-12MP)	1
4	114062-055	HOSE ASS'Y 3/8 X 55 (8FJX-6FJX90)	1
5	107093-055	HOSE ASS'Y 1/4 X 55 (6FJX-4FJX 90)	1
6	114062-053	HOSE ASS'Y 3/8 X 53 (8FJX-6FJX90)	2
7	107093-046	HOSE ASS'Y 1/4 X 46 (6FJX-4FJX 90)	1
8	114061-045	HOSE ASS'Y 3/8 X 45 (8FJX-8FJX)	1
9	062192-040	HOSE ASS'Y 1/4 X 191 (6FJX-6FJX)	1

ITEM	PART	DESCRIPTION	QTY
11	107090-028	HOSE ASS'Y 1/4 X 28 (4FJX-4FJX90)	1
12	068737-035	HOSE ASS'Y 1/4 X 35 (4FJX-4FJX)	2
13	107090-045	HOSE ASS'Y 1/4 X 45 (4FJX-4FJX90)	1
14	020032-001	TEE FITTING 4MJ-4MJ-4MJ	1
15	011937-001	FITTING 4MJ-4FJ 90	1
16	107090-105	HOSE ASS'Y 1/4 X 105 (4FJX-4FJX90)	1
17	107090-111	HOSE ASS'Y 1/4 X 111 (4FJX-4FJX90)	1
20	107090-048	HOSE ASS'Y 1/4 X 48 (4FJX-4FJX90)	1

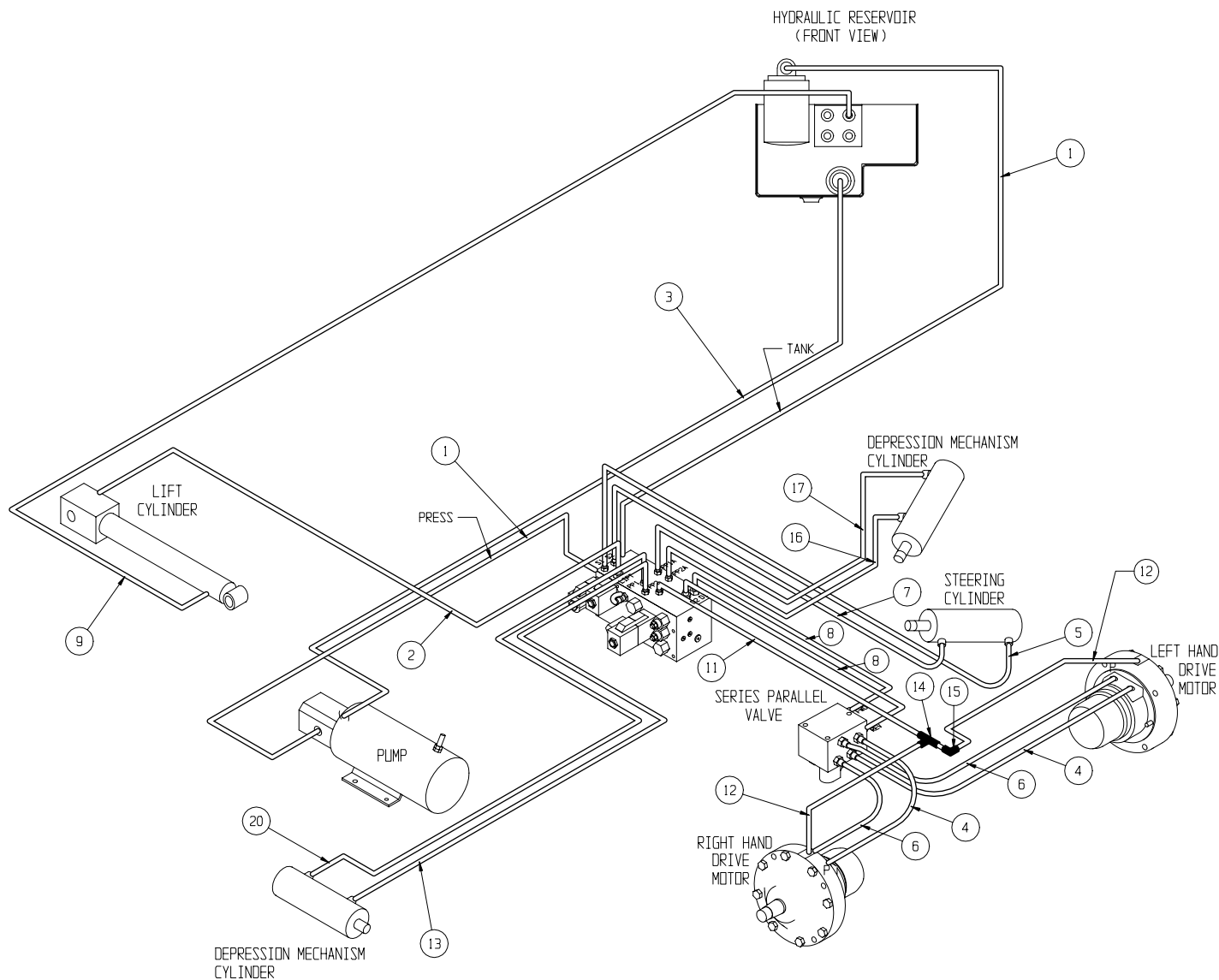


# Hose Kit - X20W & X26N

## 114016-000

ITEM	PART	DESCRIPTION	QTY
1	068965-016	HOSE ASS'Y 3/8 X 16 (6FJX-6FJX90)	2
2	068965-156	HOSE ASS'Y 3/8 X 156 (6FJX-6FJX90)	1
3	061789-008	HOSE ASS'Y 3/4 X 8 3/4 (12FJX-12MP)	1
4	114061-037	HOSE ASS'Y 3/8 X 37 (8FJX-8FJX)	2
5	107093-062	HOSE ASS'Y 1/4 X 62 (6FJX-4FJX 90)	1
6	114061-036	HOSE ASS'Y 3/8 X 36 (8FJX-8FJX)	2
7	107093-059	HOSE ASS'Y 1/4 X 59 (6FJX-4FJX 90)	1
8	114062-035	HOSE ASS'Y 3/8 X 35 (8FJX-6FJX90)	2
9	066825-201	HOSE ASS'Y 1/4 X 201 (6FJX-6FJX)	1

ITEM	PART	DESCRIPTION	QTY
11	107090-036	HOSE ASS'Y 1/4 X 36 (4FJX-4FJX90)	1
12	068737-043	HOSE ASS'Y 1/4 X 43 (4FJX-4FJX)	2
13	107090-045	HOSE ASS'Y 1/4 X 45 (4FJX-4FJX90)	1
14	020032-001	TEE FITTING 4MJ-4MJ-4MJ	1
15	011937-001	FITTING 4MJ-4FJ 90	1
16	107090-113	HOSE ASS'Y 1/4 X 113 (4FJX-4FJX90)	1
17	107090-121	HOSE ASS'Y 1/4 X 121 (4FJX-4FJX90)	1
20	107090-048	HOSE ASS'Y 1/4 X 48 (4FJX-4FJX90)	1



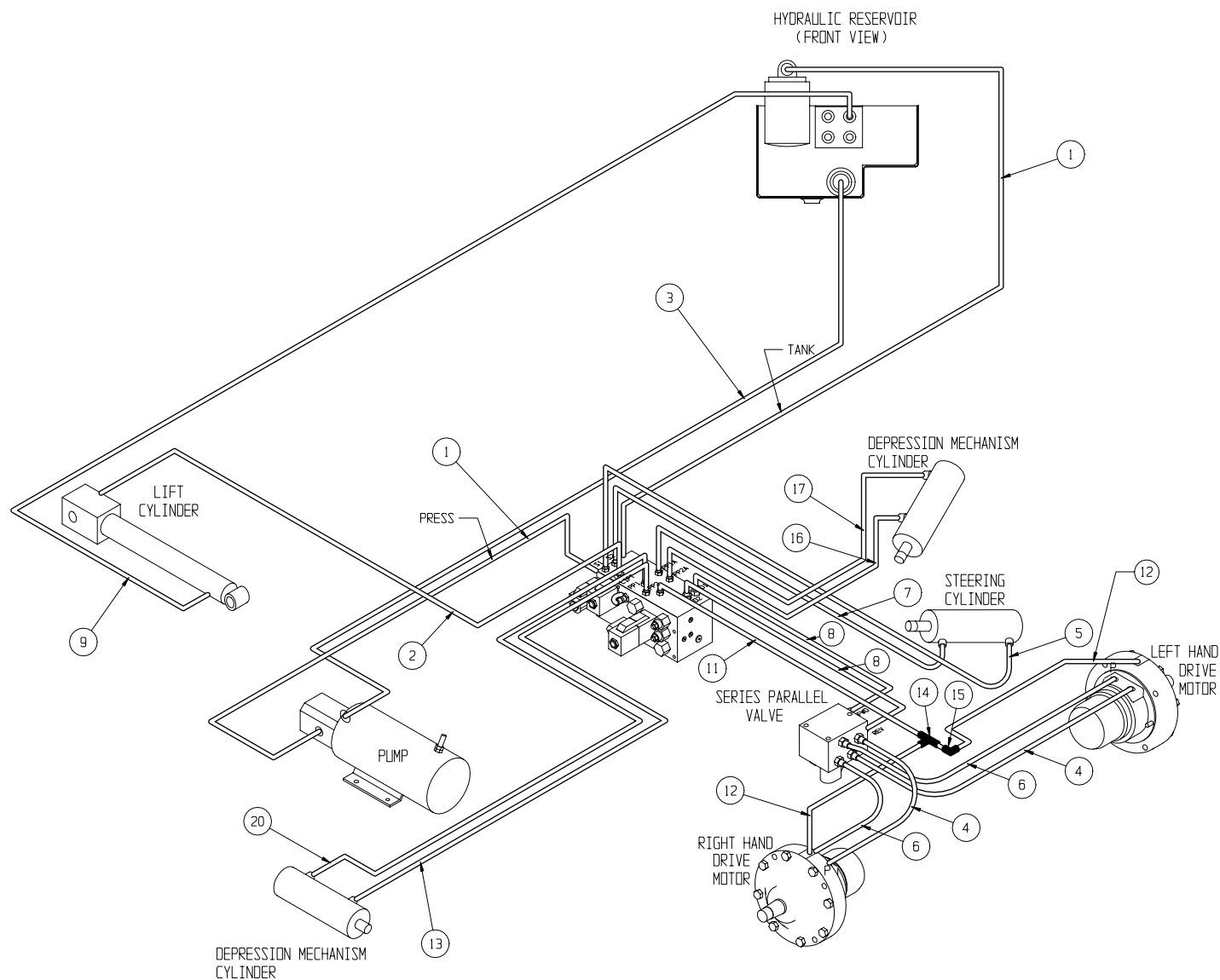


# Hose Kit - X26UN

## 066061-026

ITEM	PART	DESCRIPTION	QTY
1	068965-016	HOSE ASS'Y 3/8 X 16 (6FJX-6FJX90)	2
2	068965-150	HOSE ASS'Y 3/8 X 150 (6FJX-6FJX90)	1
3	061789-008	HOSE ASS'Y 3/4 X 8 3/4 (12FJX-12MP)	1
4	114061-029	HOSE ASS'Y 3/8 X 29 (8FJX-8FJX)	2
5	107093-055	HOSE ASS'Y 1/4 X 55 (6FJX-4FJX 90)	1
6	114061-028	HOSE ASS'Y 3/8 X 28 (8FJX-8FJX)	2
7	107093-046	HOSE ASS'Y 1/4 X 46 (6FJX-4FJX 90)	1
8	114062-027	HOSE ASS'Y 3/8 X 27 (8FJX-6FJX90)	2
9	062192-040	HOSE ASS'Y 1/4 X 191 (6FJX-6FJX)	1

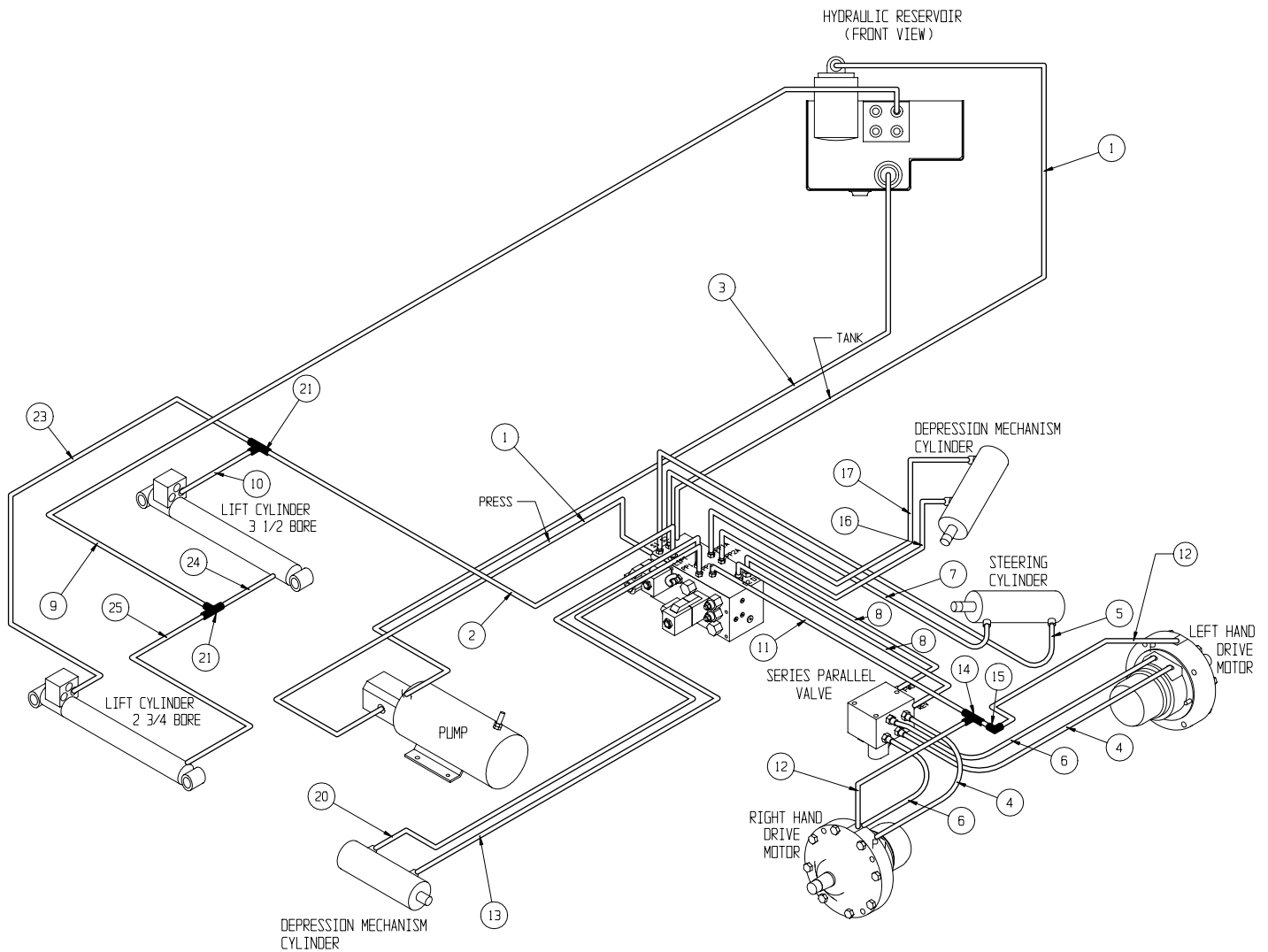
ITEM	PART	DESCRIPTION	QTY
11	107090-028	HOSE ASS'Y 1/4 X 28 (4FJX-4FJX90)	1
12	068737-035	HOSE ASS'Y 1/4 X 35 (4FJX-4FJX)	2
13	107090-045	HOSE ASS'Y 1/4 X 45 (4FJX-4FJX90)	1
14	020032-001	TEE FITTING 4MJ-4MJ-4MJ	1
15	011937-001	FITTING 4MJ-4FJ90	1
16	107090-105	HOSE ASS'Y 1/4 X 105 (4FJX-4FJX90)	1
17	107090-111	HOSE ASS'Y 1/4 X 111 (4FJX-4FJX90)	1
20	107090-048	HOSE ASS'Y 1/4 X 48 (4FJX-4FJX90)	1



# Hose Kit - X31N

## 114046-000

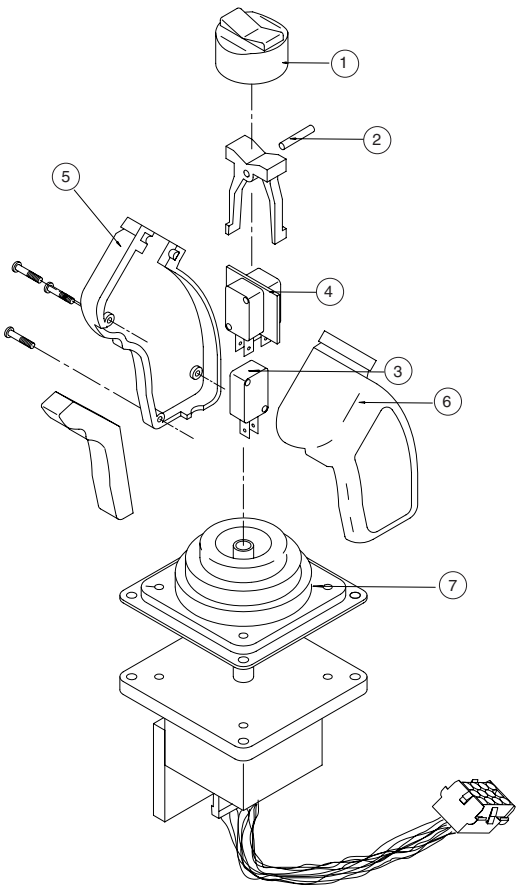
ITEM	PART	DESCRIPTION	QTY	ITEM	PART	DESCRIPTION	QTY
1	068965-016	HOSE ASS'Y 3/8 X 16 (6FJX-6FJX90)	2	12	068737-043	HOSE ASS'Y 1/4 X 43 (4FJX-4FJX)	2
2	068965-082	HOSE ASS'Y 3/8 X 82 (6FJX-6FJX90)	1	13	107090-045	HOSE ASS'Y 1/4 X 45 (4FJX-4FJX90)	1
3	061789-008	HOSE ASS'Y 3/4 X 8 3/4 (12FJX-12MP)	1	14	020032-001	TEE FITTING 4MJ-4MJ-4MJ	1
4	114061-037	HOSE ASS'Y 3/8 X 37 (8FJX-8FJX)	2	15	011937-001	FITTING 4MJ-4FJ 90	1
5	107093-062	HOSE ASS'Y 1/4 X 62 (6FJX-4FJX 90)	1	16	107090-113	HOSE ASS'Y 1/4 X 113 (4FJX-4FJX90)	1
6	114061-036	HOSE ASS'Y 3/8 X 36 (8FJX-8FJX)	2	17	107090-121	HOSE ASS'Y 1/4 X 121 (4FJX-4FJX90)	1
7	107093-059	HOSE ASS'Y 1/4 X 59 (6FJX-4FJX 90)	1	20	107090-048	HOSE ASS'Y 1/4 X 48 (4FJX-4FJX90)	1
8	114062-035	HOSE ASS'Y 3/8 X 35 (8FJX-6FJX90)	2	21	020032-003	TEE 6MJ-6MJ-6MJ	2
9	066825-008	HOSE ASS'Y 1/4 X 132 (6FJX-6FJX)	1	23	066824-003	HOSE ASS'Y 3/8 X 245 (6FJX-6FJX)	1
10	066823-002	HOSE ASSY 3/8 X 60 (6FJX-6FJX90)	1	24	066825-007	HOSE ASS'Y 1/4 X 71 (6FJX-6FJX)	1
11	107090-036	HOSE ASS'Y 1/4 X 36 (4FJX-4FJX90)	1	25	066825-004	HOSE ASS'Y 1/4 X 245 (6FJX-6FJX)	1



# Control Handle

## 065512-000

ITEM	PART NO.	DESCRIPTION	QTY
1	063953-001	CAP, RUBBER	1
2	065512-013	ROCKER, PIN	1
3	063953-007	SWITCH, INTERLOCK	1
4	065512-015	SWITCH, STEERING	1
5	065512-016	HANDLE HALF, RIGHT	1
6	065512-017	HANDLE HALF, LEFT	1
7	065512-018	BOOT, HANDLE	1

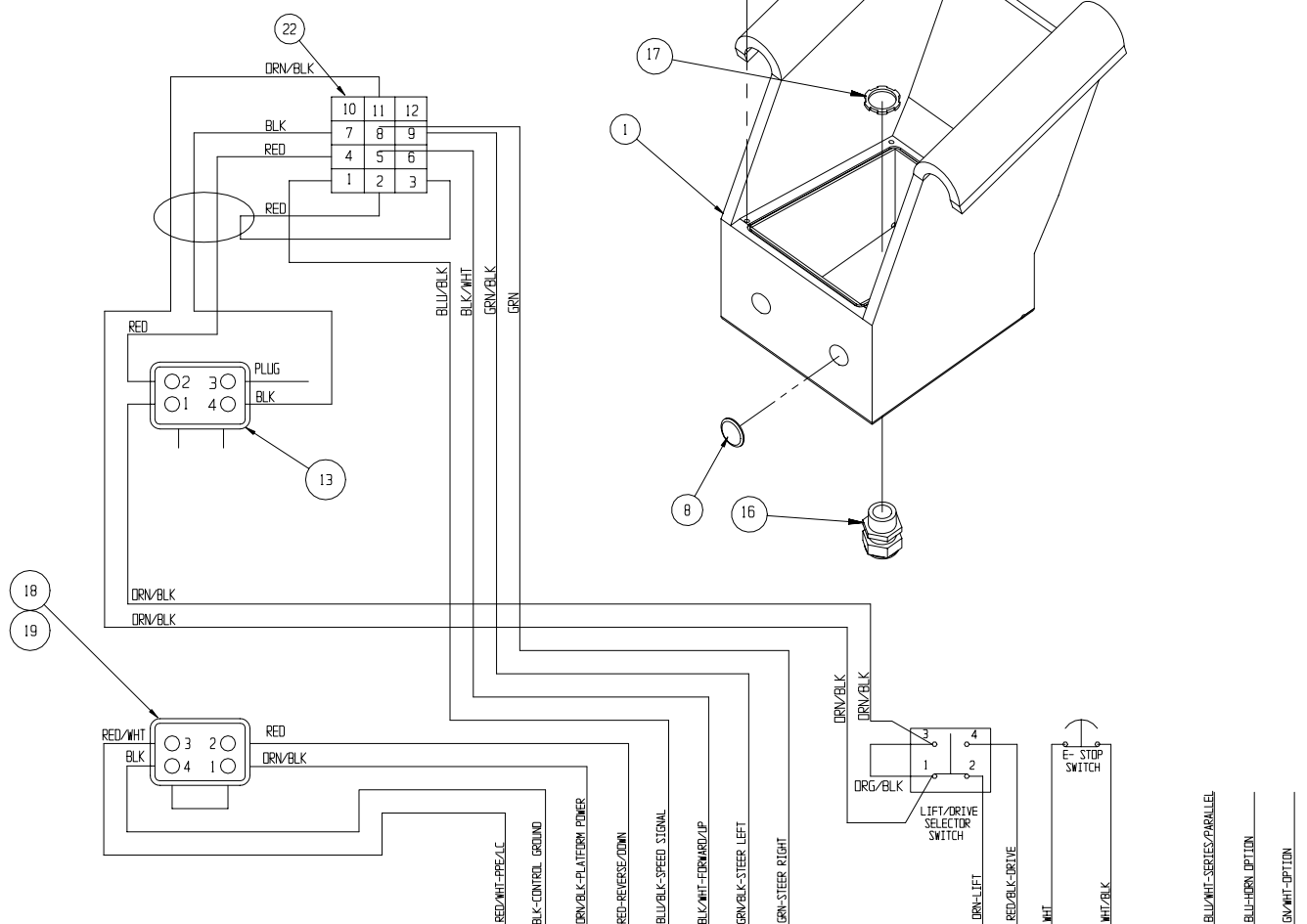
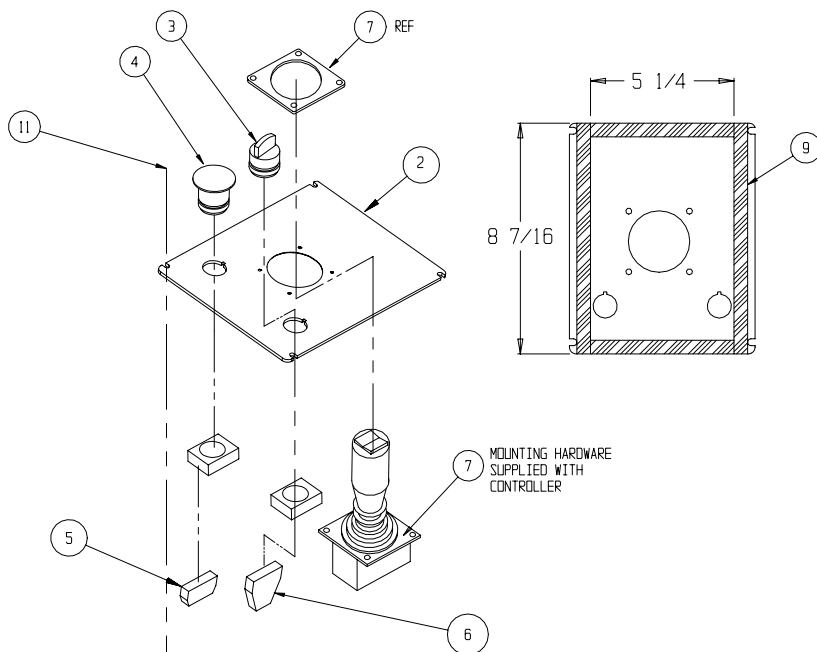
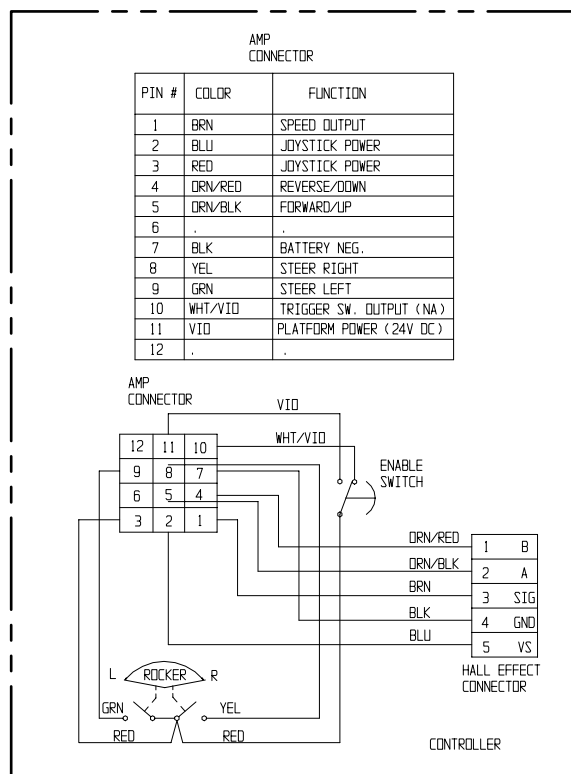


# Platform Controls – X20N

## 066013-018

ITEM	PART	DESCRIPTION	QTY
1	101188-010	BOX CONTROLLER	1
2	101223-003	COVER CONTROLLER	1
3	066805-002	SWITCH SELECTOR-2 POSITION	1
4	066805-006	SWITCH PUSH BUTTON	1
5	066805-011	CONTACT NC	1
6	066805-012	CONTACT NO - NC	1
7	065512-000	CONTROLLER PQ	1
8	063926-011	PLUG CAPLUG #CCF 1-14-20	2

ITEM	PART	DESCRIPTION	QTY
9	068889-099	WEATHERSTRIP	FT 2.3
11	011761-004	SCREW MACH SLOTTED TRUSS HD #10-24 X 1/2	4
13	101240-000	CABLE ASSY CONTROLLER	1
16	029925-010	CONN CABLE	1
17	029939-003	LOCKNUT 3/4	1
18	067990-020	4 PIN RECEPTACLE	1
19	067990-023	4 PIN WEDGE	1
22	063956-003	CONN 12 PIN	1

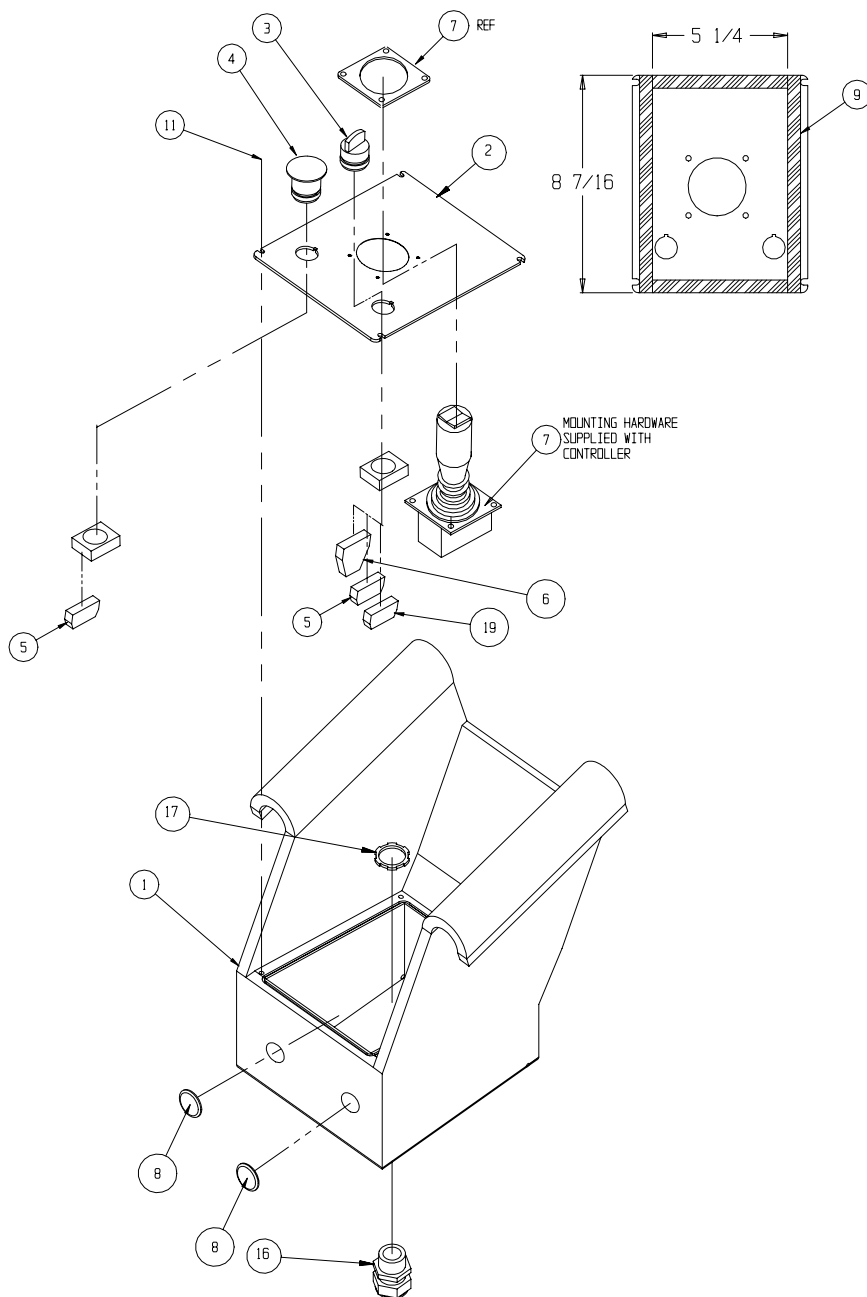
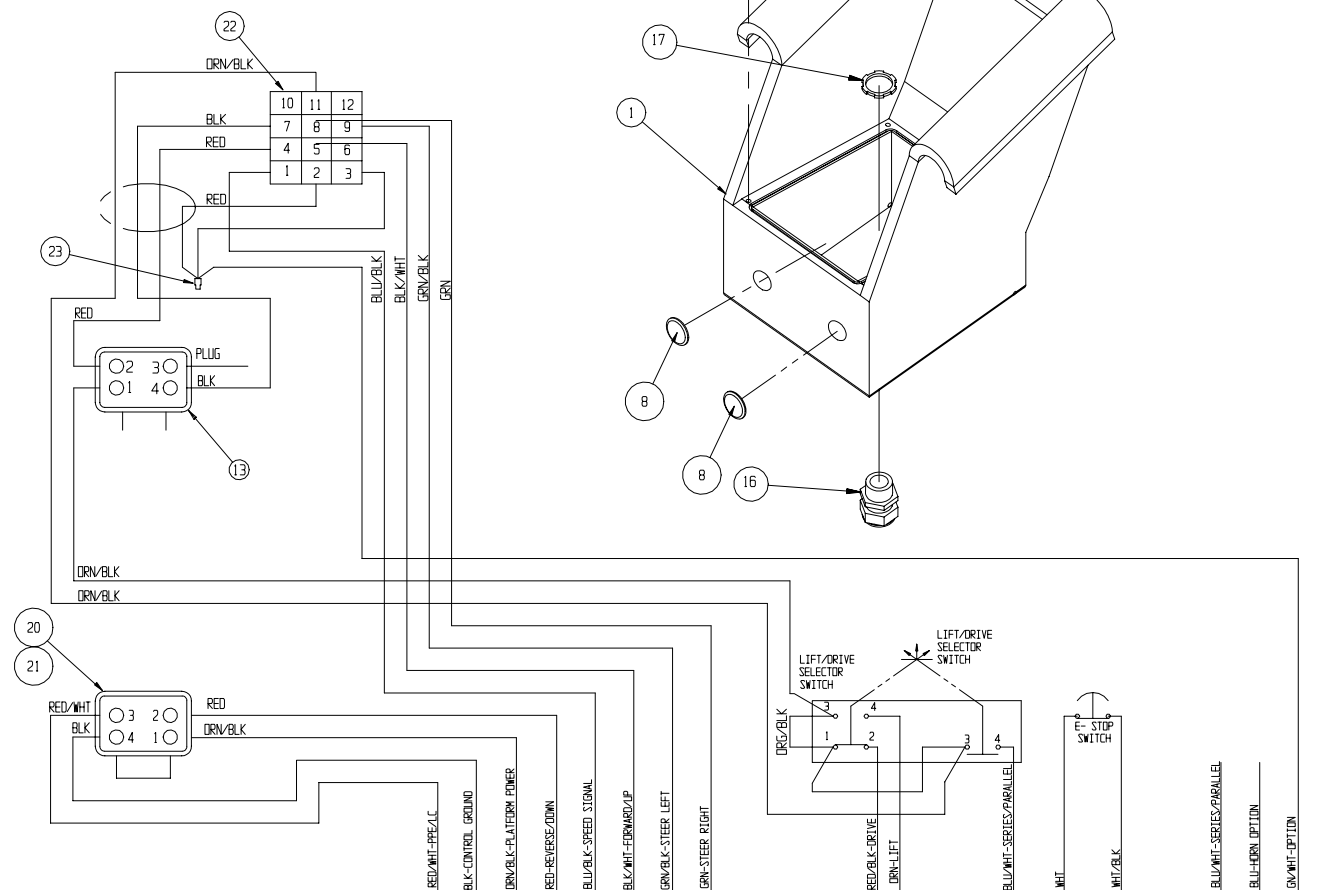
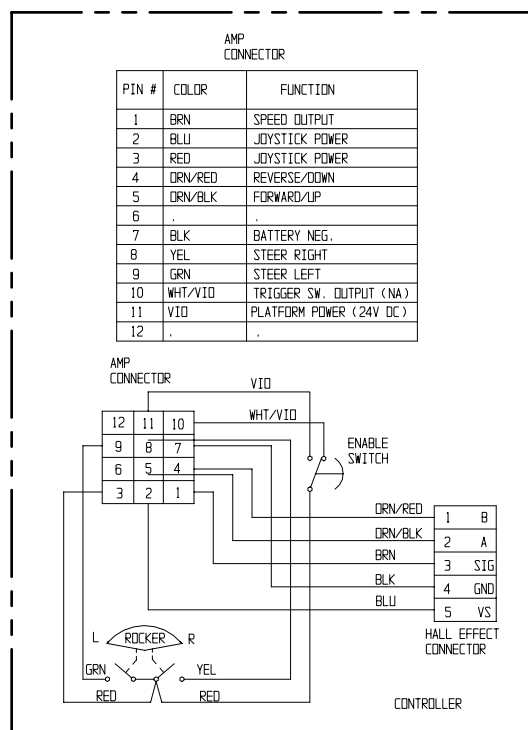


# Platform Controls – X20W, X26N, X26UN & X31N

## 066013-020

ITEM	PART	DESCRIPTION	QTY
1	101188-010	BOX CONTROLLER	1
2	101223-003	COVER CONTROLLER	1
3	066805-003	SWITCH SELECTOR-3 POSITION	1
4	066805-006	SWITCH RED MUSHROOM	1
5	066805-011	CONTACT NC	1
6	066805-012	CONTACT NO - NC	1
7	065512-000	CONTROLLER PQ	1
8	063926-011	HOLE PLUG	2
9	068889-099	WEATHERSTRIP	FT 2.3

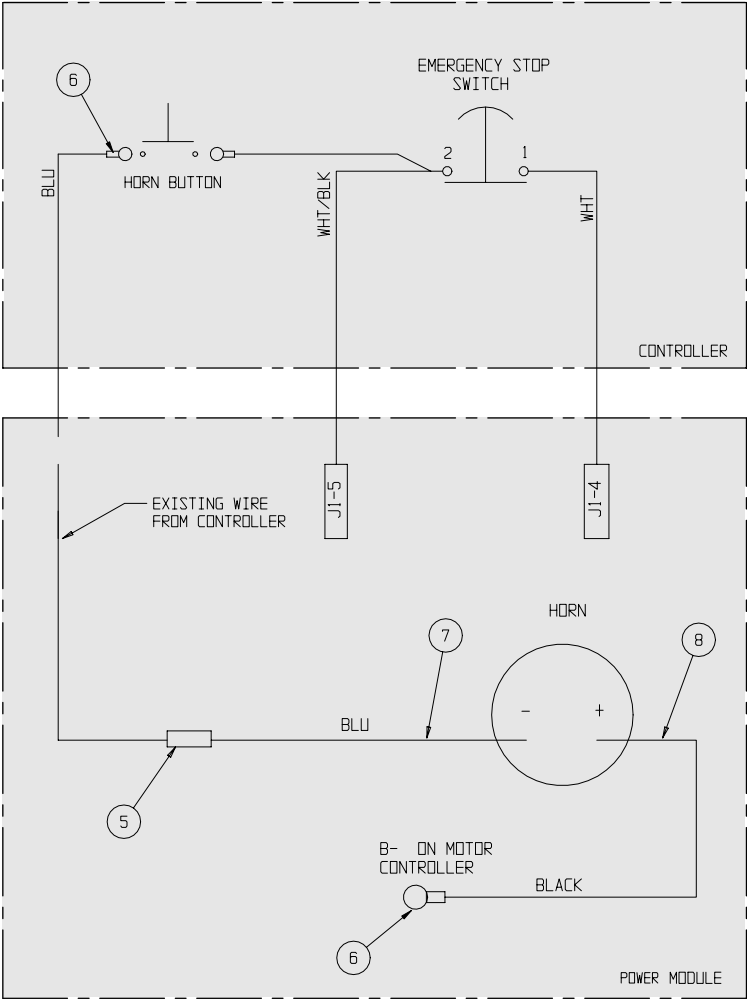
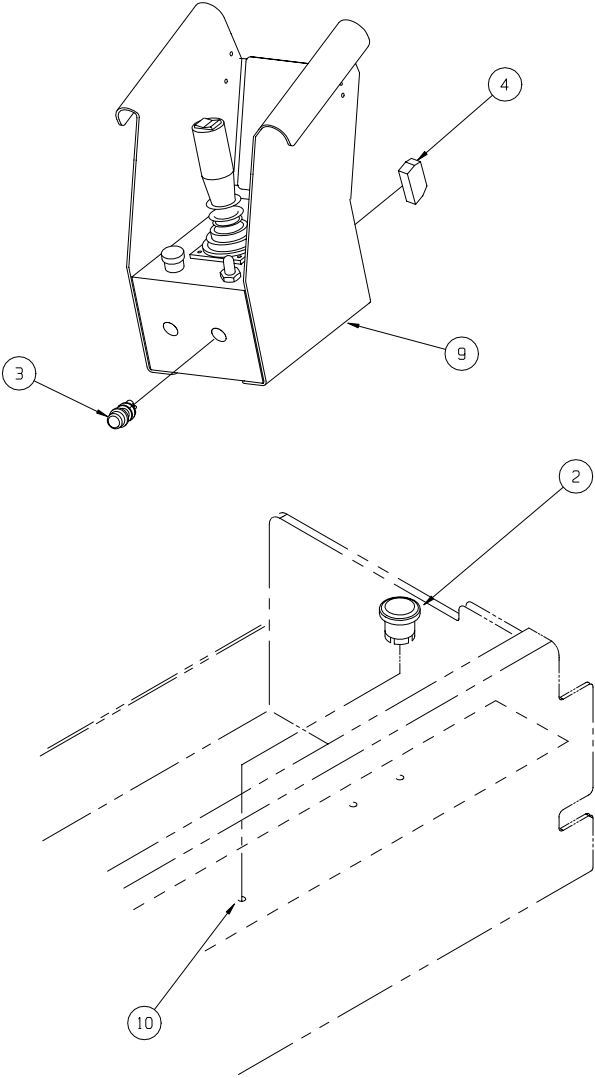
ITEM	PART	DESCRIPTION	QTY
11	011761-004	SCREW SLOTTED TRUSS HD MACH 10-24 UNC X 1/2	4
13	101240-002	CABLE ASSY CONTROLLER DOM	1
16	029925-010	CONN CABLE	1
17	029939-003	LOCKNUT 3/4	1
19	066805-010	CONTACT BLOCK N.O.	1
20	067990-020	4 PIN RECEPTACLE DT04-4P	1
21	067990-023	4 PIN WEDGE W4P	1
22	063956-003	CONN 12 PIN	1
23	029630-003	WIRE JOINT (4 X 18GA/ 2 X 12GA)	1



Horn Option  
066614-020

ITEM	PART	DESCRIPTION	QTY
1	-	CONTROL MODULE ASSEMBLY	REF
2	066807-003	HORN, 24 VDC	1
3	066805-018	SWITCH, PUSH BUTTON 6E	1
4	066805-010	CONTACT BLOCK NO	1
5	029601-013	CONNECTOR, BUTT 16-14 GA	1

ITEM	PART	DESCRIPTION	QTY
6	029601-013	CONNECTOR, RING TERMINAL	4
7	029453-099	WIRE, 16 AWG BLUE	4 FT
8	029452-099	WIRE, 16 AWG BLACK	4 FT
9	-	CONTROLLER ASSY	REF
10	011252-006	SCREW HHC 1/4-20 X 3/4	1





# Chassis Control Box Assembly

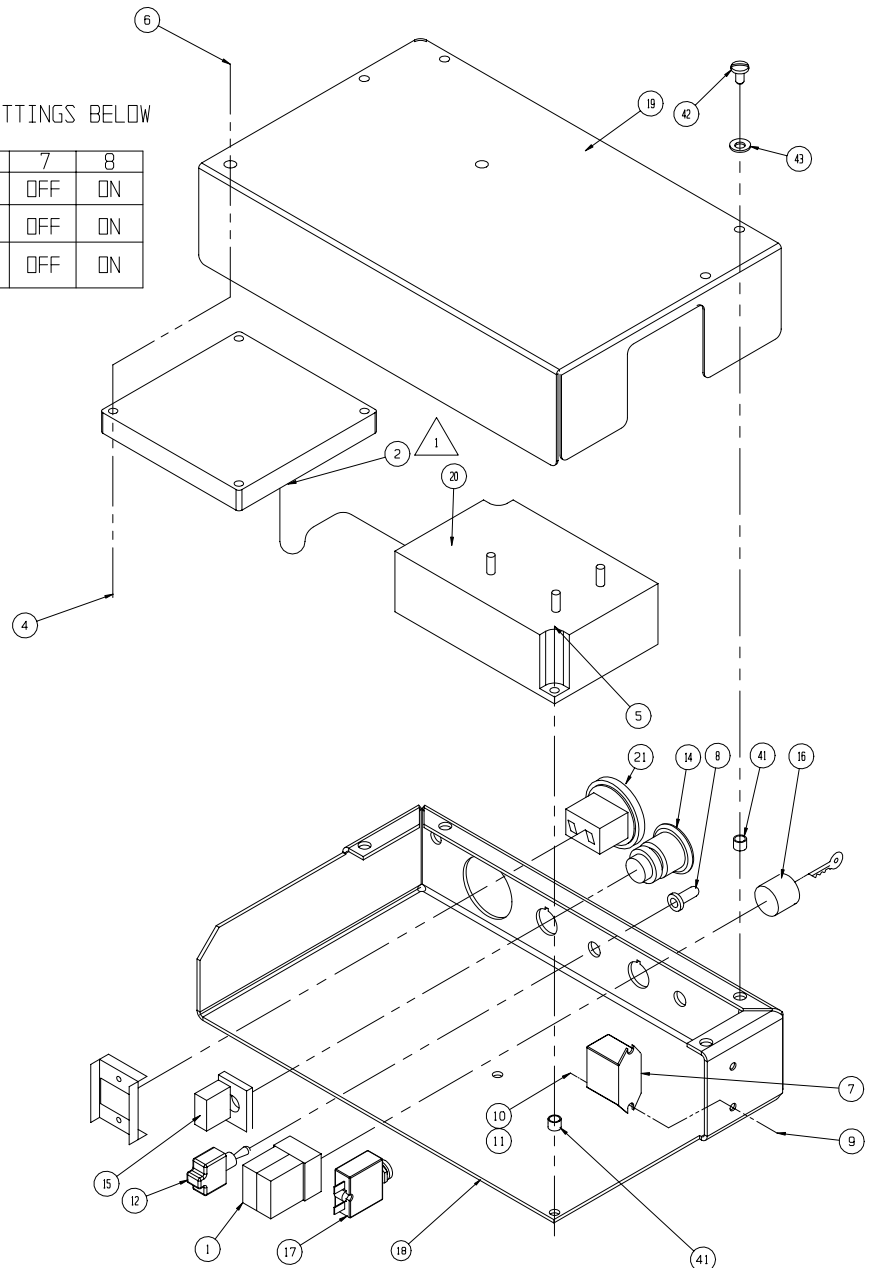
## 066014-020

ITEM	PART	DESCRIPTION	QTY	ITEM	PART	DESCRIPTION	QTY
1	066805-010	SWITCH CONTACT N.O.	2	14	066805-006	SWITCH PUSH BOTTON	1
2	065709-001	CIRCUIT BOARD	1	15	066805-011	CONTACT BLOCK N.C.	1
4	011248-004	NUT HEX ESNA 1/4-20 UNC	2	16	066805-004	KEYSWITCH	1
5	011252-008	SCREW HHC 1/4-20 UNC X 1	2	17	068582-005	CIRCUIT BRAKER	1
6	011252-012	SCREW HHC 1/4-20 UNC X 1 1/2	2	18	066755-020	LOWER CONTROL BOX	1
7	063951-002	RELAY 24 V	1	19	066756-020	PANEL, COVER	1
8	029872-000	BOOT SWITCH COVER	1	20	065708-001	MOTOR CONTROL	1
9	011288-006	SCREW PAN HD #6-32 X 3/4	2	21	015752-000	HOURLMETER	1
10	011240-001	WASHER FLAT #6 STD	2	41	014252-004	NUTSERT 1/4-20	6
11	011248-047	NUT 6-32	2	42	011252-004	SCREW HHC 1/4-20 X 1/2 LG	4
12	012798-001	TOGGLE SWITCH	1	43	011240-004	MASHER 1/4 FLAT	4

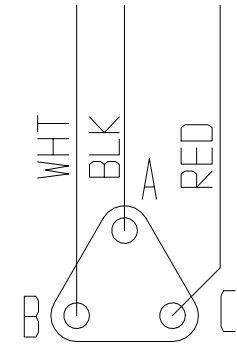
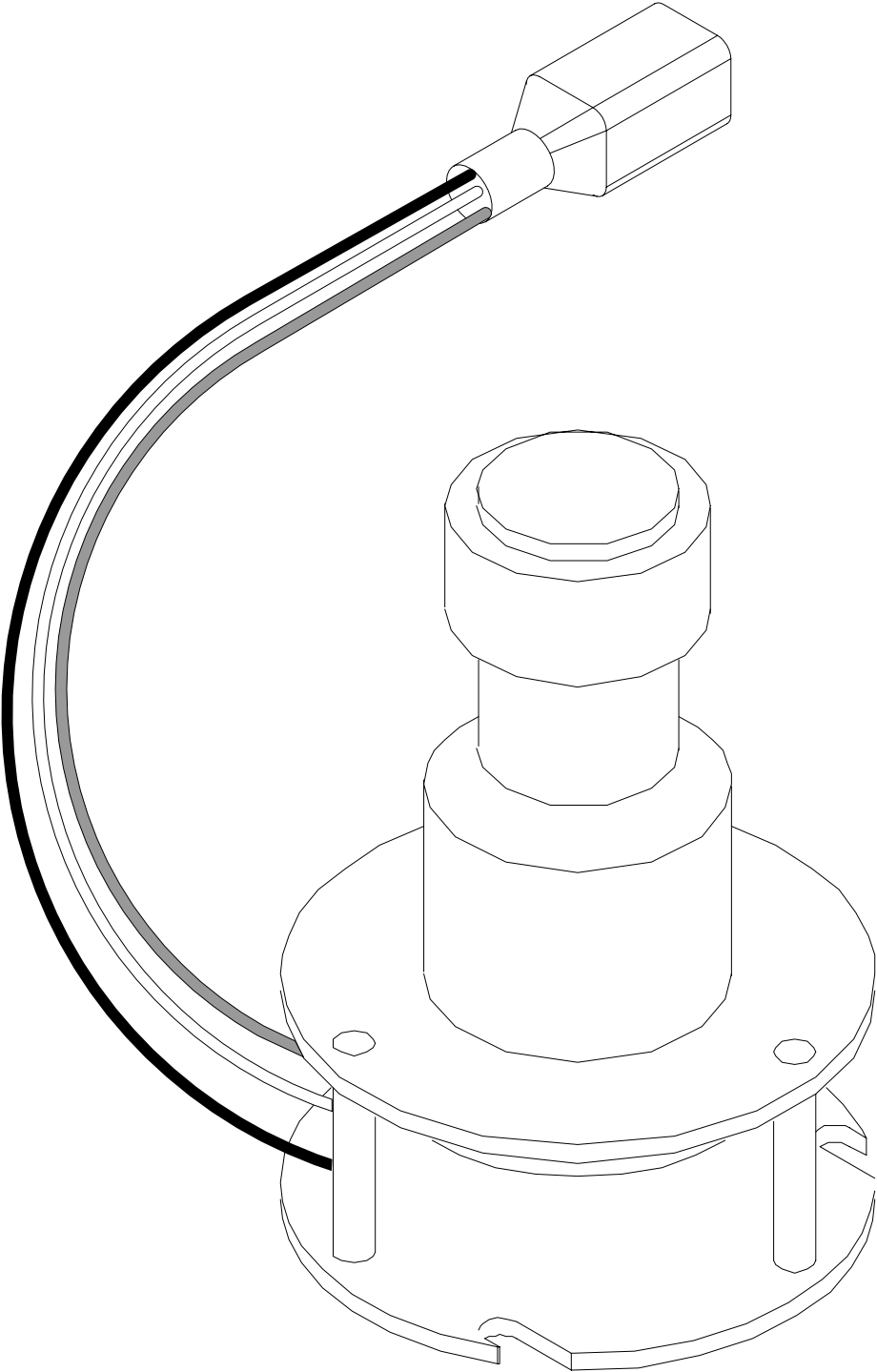
NOTES:  FOLLOW SEVCON DIPP SWITCH SETTINGS BELOW

SWITCH #	1	2	3	4	5	6	7	8
X20	ON	OFF	OFF*	ON*	OFF	ON	OFF	ON
X26/31/32	ON	ON	OFF*	ON*	OFF	OFF	OFF	ON
X26UN	ON	ON	OFF*	OFF*	OFF	ON	OFF	ON

\* SWITCHES 3 AND 4 MAY DEVIATE BASED ON SPECIFIC MACHINE PERFORMANCE.



**Level Sensor**  
**029945-030**



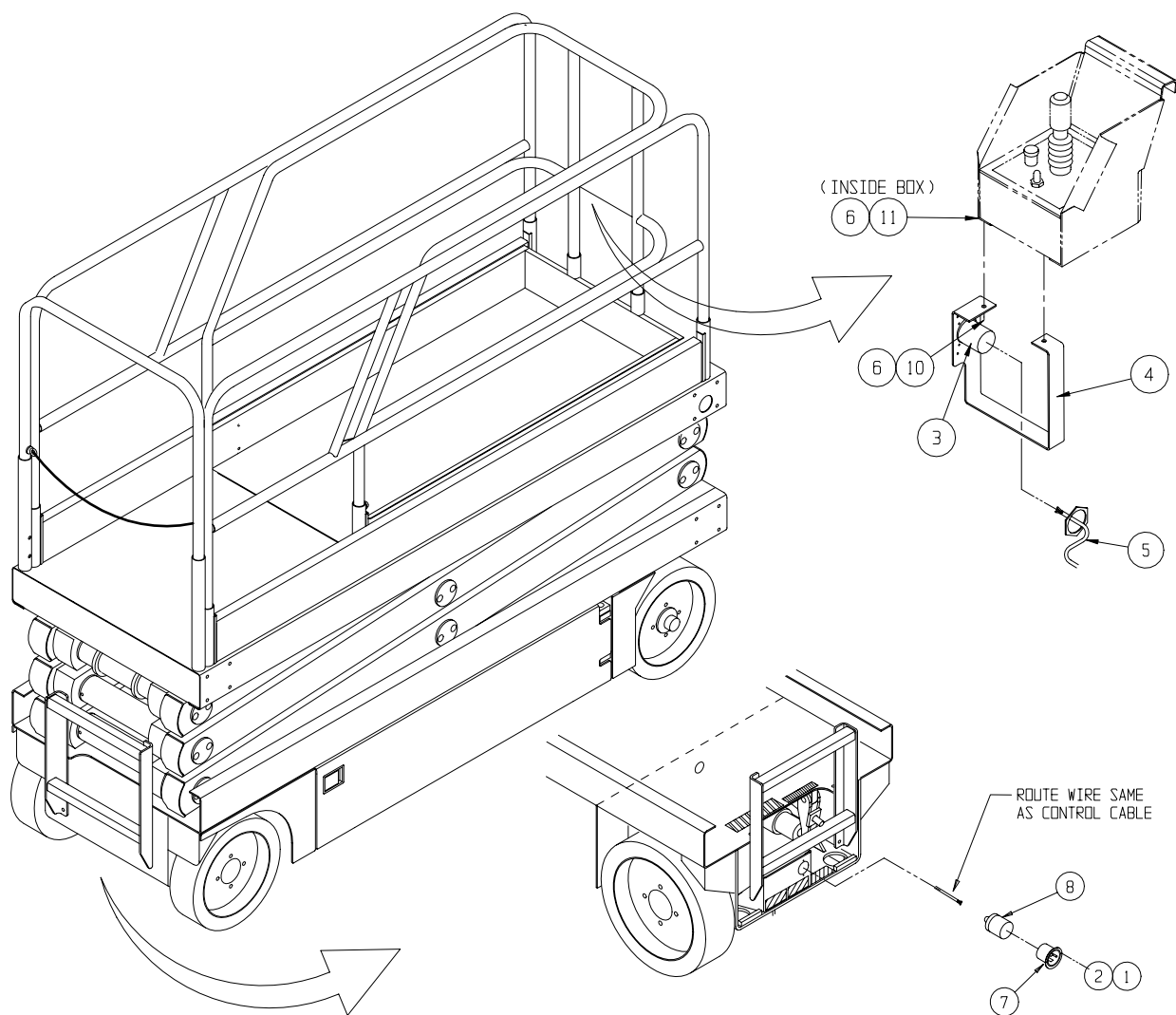
WIRE DETAIL

# Power to Platform

## 066610-010

ITEM	PART	DESCRIPTION	QTY
1	011715-004	SCREW, RD. HD 6-32 X 1/2	2
2	011248-047	NUT, ESNA #6-32	2
3	067336-001	PLUG ASSY FM 110VAC	1
4	065746-002	CONTROLLER GUIDE-WIDE	1
5	<b>X20N-X20W</b> 029495-099	WIRE, 14GA 3 COND.	42 FT.
5	<b>X26N-X26UN</b> 029495-099	WIRE, 14GA 3 COND.	48 FT.

ITEM	PART	DESCRIPTION	QTY
5	<b>X31N</b> 029495-099	WIRE, 14GA 3 COND.	65 FT.
6	011240-004	WASHER 1/4" STD FLAT	4
7	029961-000	INLET PLUG, HUBBELL #5278C	1
8	029961-001	SEAL, INLET PLUG	1
10	011252-006	SCREW HHC 1/4-20 UNC X 3/4	2
11	011248-004	NUT HEX ESNA 1/4-20 UNC	2

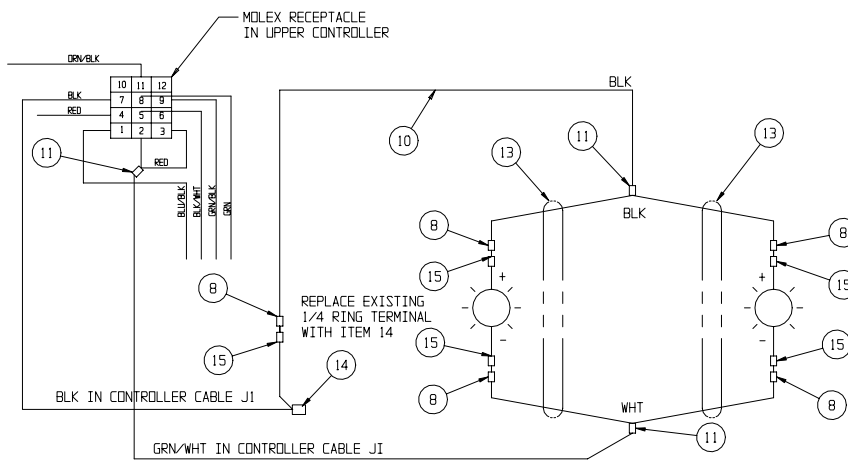
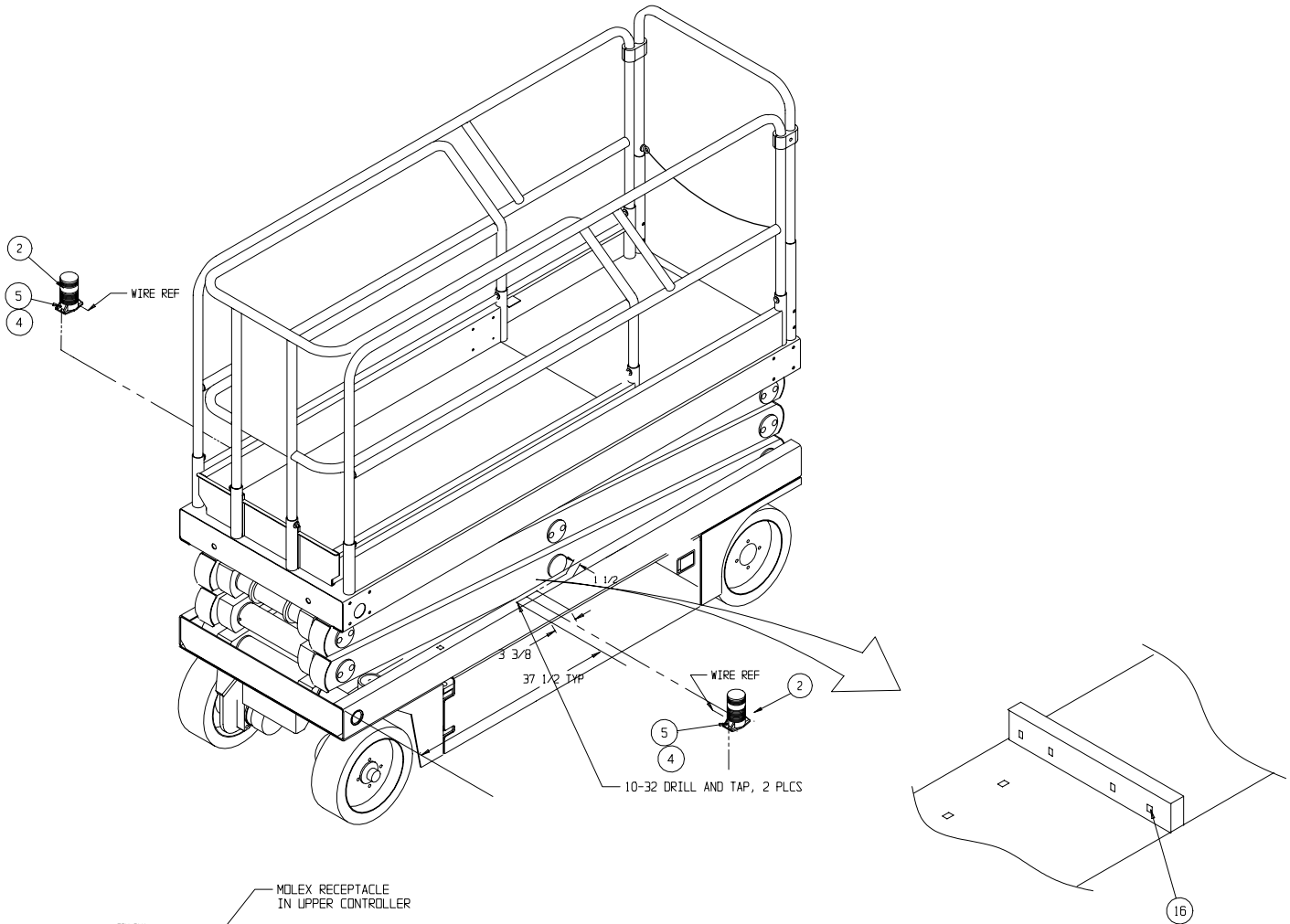


# Flashing Amber Light Option

## 066611-030

ITEM	PART	DESCRIPTION	QTY
2	012848-014	BEACON	2
4	011238-002	WASHER, SPLIT LOCK #10	4
5	011826-008	SCREW, #10-32 UNF RD MACHINE X 1 LG	4
8	029931-003	CONN 1/4 F PUSH 16-14 AWG	5
10	029452-099	WIRE, 16 AWG COPPER BLACK	2 FT.

ITEM	PART	DESCRIPTION	QTY
11	029620-003	CONNECTOR, BUTT 12-10 GA, (YELLOW)	3
13	029496-099	CABLE 16 AWG X 2 COND	12 FT.
14	029601-020	CONN 1/4 F PUSH 12-10 AWG	1
15	014914-001	CONN 1/4 M PUSH 16-14 AWG	5
16	013283-002	CABLE TIE	6



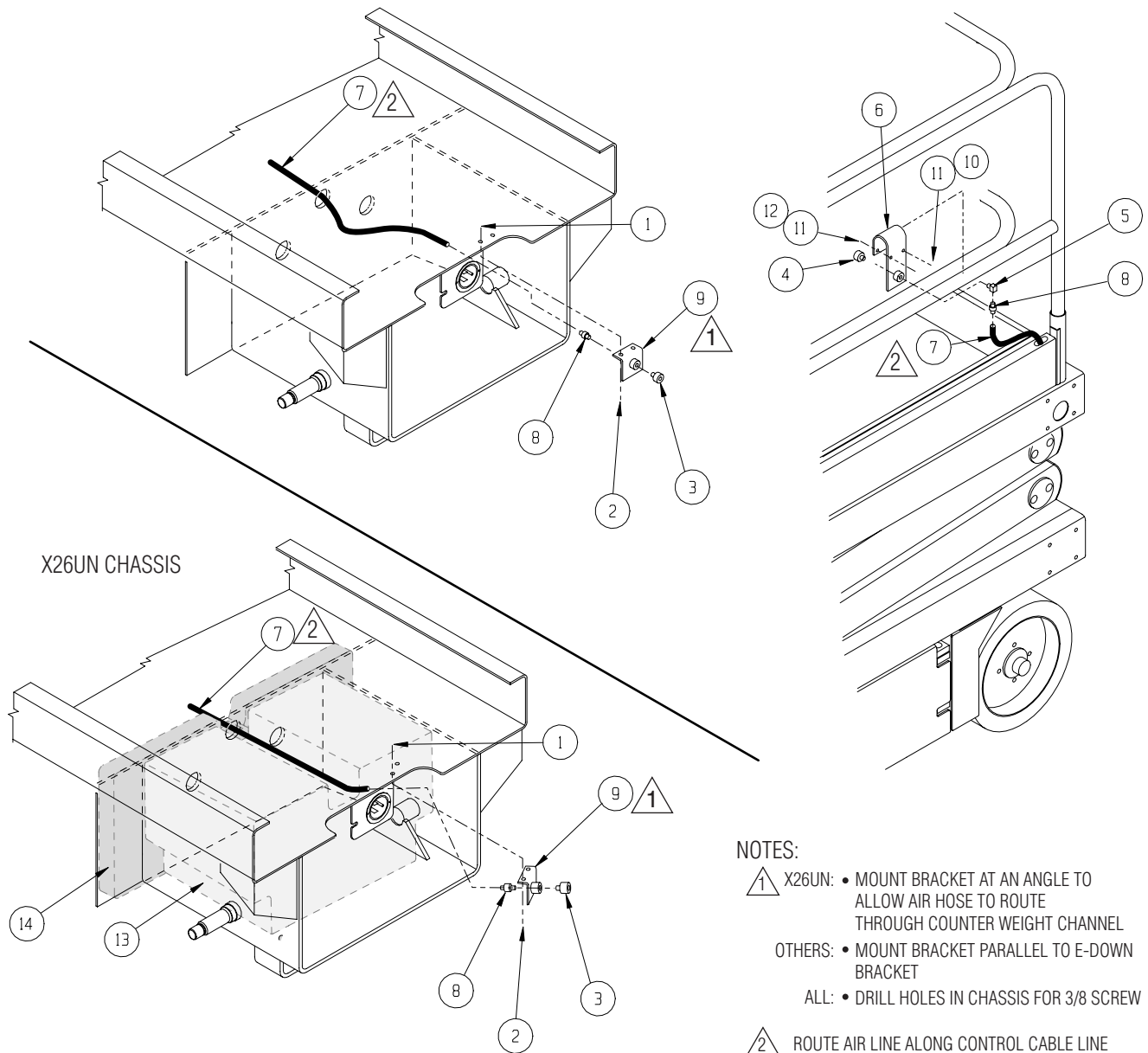
WIRING DIAGRAM

# Air to Platform Option

## 066629-000

ITEM	PART	DESCRIPTION	QTY
1	011249-003	LOCK NUT ESNA HEX #10-32	2
2	011826-008	SCREW RD.HD. MACH #10-32	2
3	012728-000	COUPLING M AIR	1
4	012729-003	COUPLING M AIR	1
5	011917-007	FITTING 90 6MP-6FP	1
6	030719-002	AIR BACKET WELDMENT	1
7	015770-099	HOSE 3/8 SYNPLEX 3600-06	50 FT.

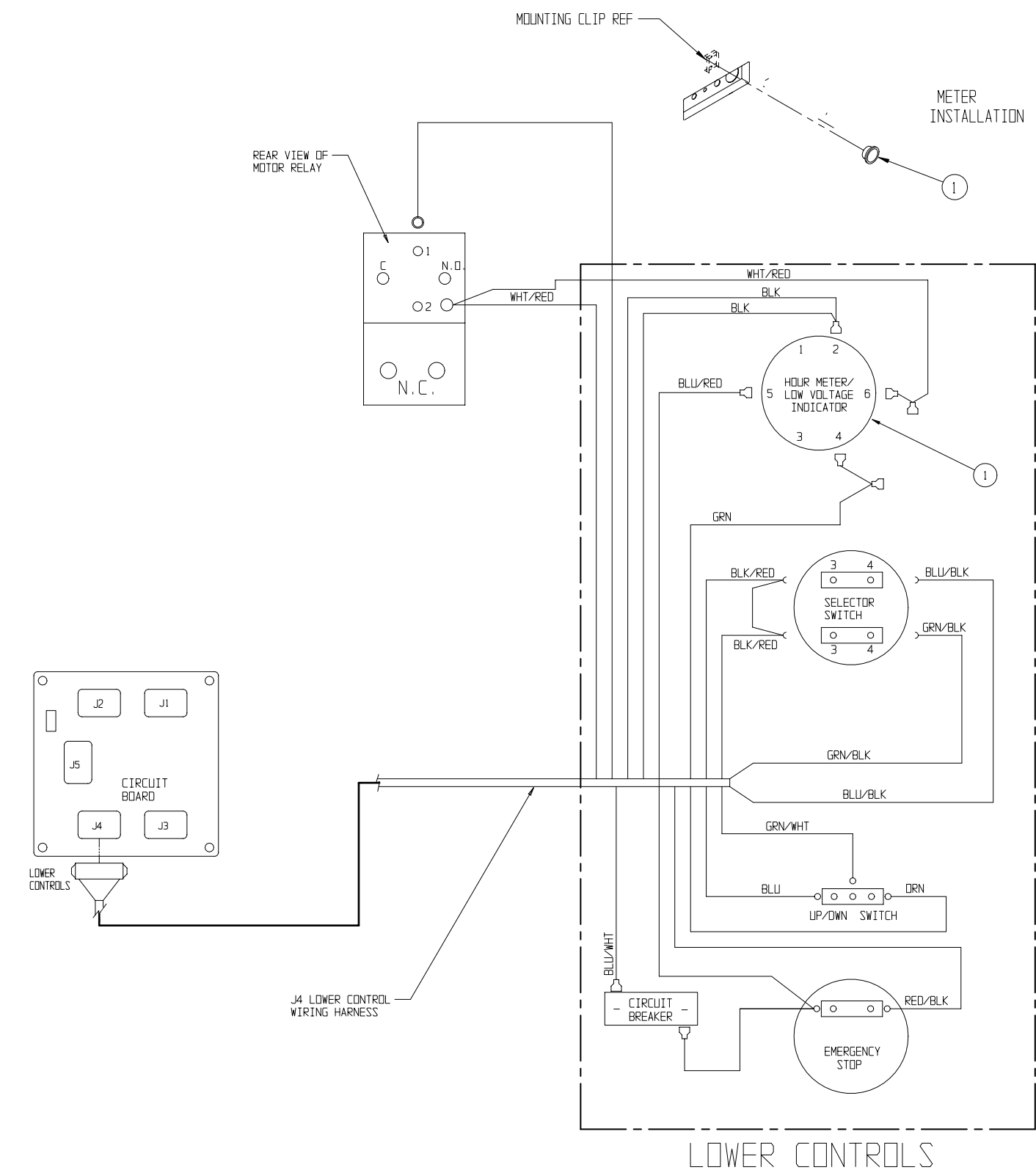
ITEM	PART	DESCRIPTION	QTY
8	064274-002	FITTING HOSE	2
9	063191-000	BRACKET	1
10	011254-016	SCREW HHC GRD5 3/8-16UNC X 2	2
11	011240-006	WASHER 3/8 STD FLAT	4
12	011248-006	NUT HEX ESNA 3/8-16	2
13	066866-000	COUNTERWEIGHT CASTING	REF
14	066865-100	COUNTERWEIGHT - REAR BULKHEAD	REF



# Hour Meter/Low Voltage Indicator Option

## 066613-020

ITEM	PART	DESCRIPTION	QTY
1	029959-000	HR/LOW VOLTAGE INDOCATOR	1

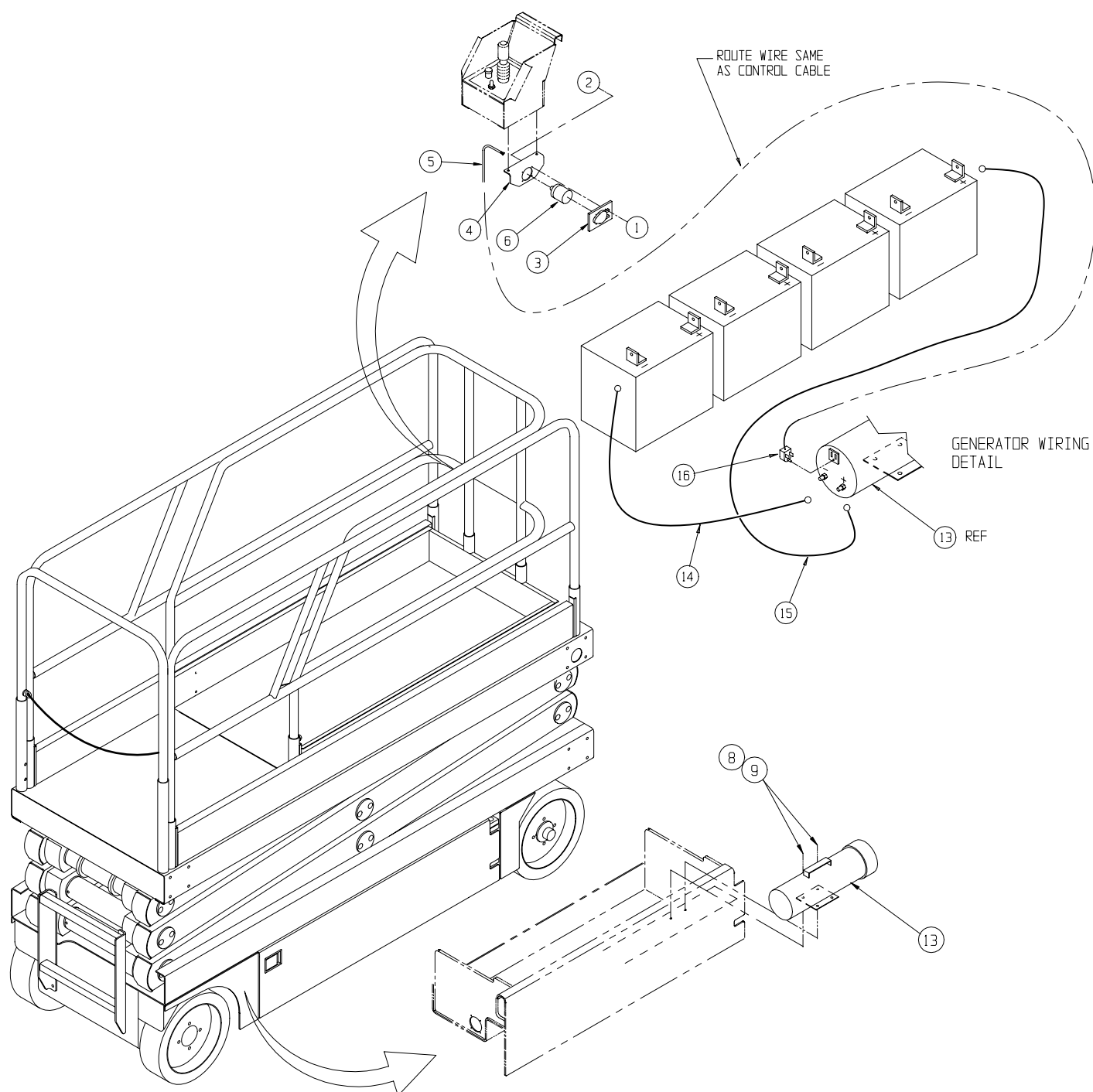


# Generator Option

## 066615-000

ITEM	PART	DESCRIPTION	QTY
1	011715-006	SCREW, RD. HD. #6-32 X 3/4 LG.	4
2	011248-047	NUT, ESNA #6-32	4
3	08942-001	OUTLET	1
4	066505-000	BRACKET	1
5	029495-099	WIRE, 14GA 3 COND.	50 FT.
6	029961-001	SEAL, INLET PLUG	1

ITEM	PART	DESCRIPTION	QTY
8	011248-004	NUT 1/4-20 UNC	2
9	011252-008	SCREW HHC 1/4-20 X 1	2
13	026461-000	GENERATOR	1
14	064195-044	CABLE ASSY (NEG) 44"	1
15	064195-024	CABLE ASSY (POS) 24"	1
16	029938-000	THREE PRONG PLUG - 90	1



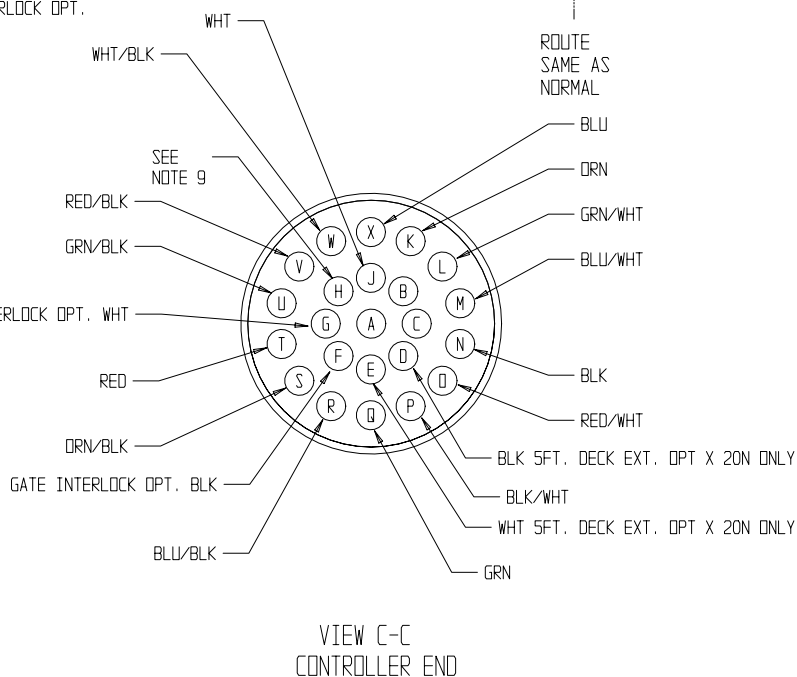
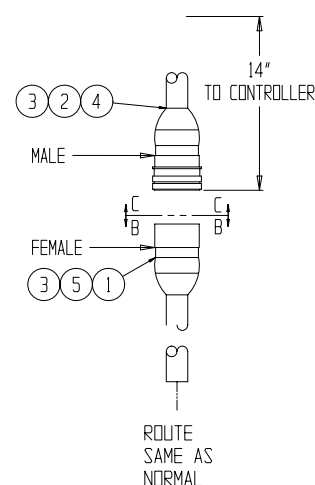
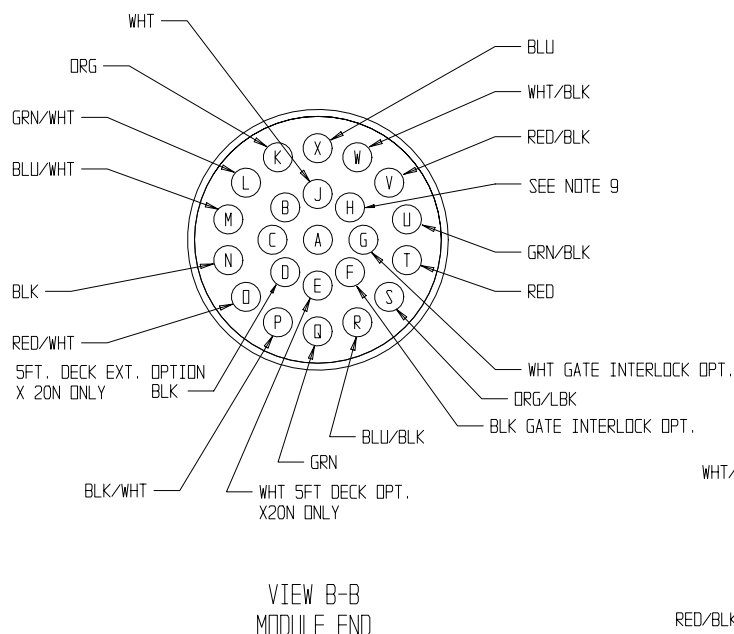
# Removable Controller Option

## 061898-001

ITEM	PART	DESCRIPTION	QTY
1	028800-003	PLUG CONNECTOR (FEMALE)	1
2	028800-004	PIN CONTACT (MALE)	15
3	028800-015	PLUG SEALING	16
4	028800-016	RECEPTACLE CONNECTOR W/ CLAMP (MALE)	1
5	028800-005	SOCKET CONTACT (FEMALE)	15

### NOTES

1. CUT OFF CONTROL CABLE 14 INCHES BELOW STRAIN RELIEF ON CONTROLLER.
2. CUT OUTER CABEL COVER OF LINKAGE CABEL BACK APPROXIMATELY 1-1/2 INCH AND STRIP APPROXIMATELY 1/4 INCH OF EACH END.
3. CRIMP SOCKETS (28800-005) ONTO WIRE ENDS AND INSERT INTO CONNECTOR (28800-016). REF. VIEW B-B.
4. CUT OUTER CABEL COVER OF CONTROLLER END BACK APPROXIMATELY 1-1/2 INCH AND STRIP APPROXIMATELY 1/4 INCH OF EACH END.
5. SLIDE BOOT AND CLAMP ONTO CABLE.
6. CRIMP PINS (28800-004) ONTO WIRE ENDS AND INSERT INTO CONNECTOR (28800-003). REF. VIEW C-C.
7. CLAMP BOOT TO CONNECTOR.
8. CONNECT CONTROLLER AND TEST MACHINE FOR PROPER FUNCTION.
9. USE TERMINAL " H " FOR HORN OPTION OR IF AUX WIRE IS REQUIRED.





**NOTES:**

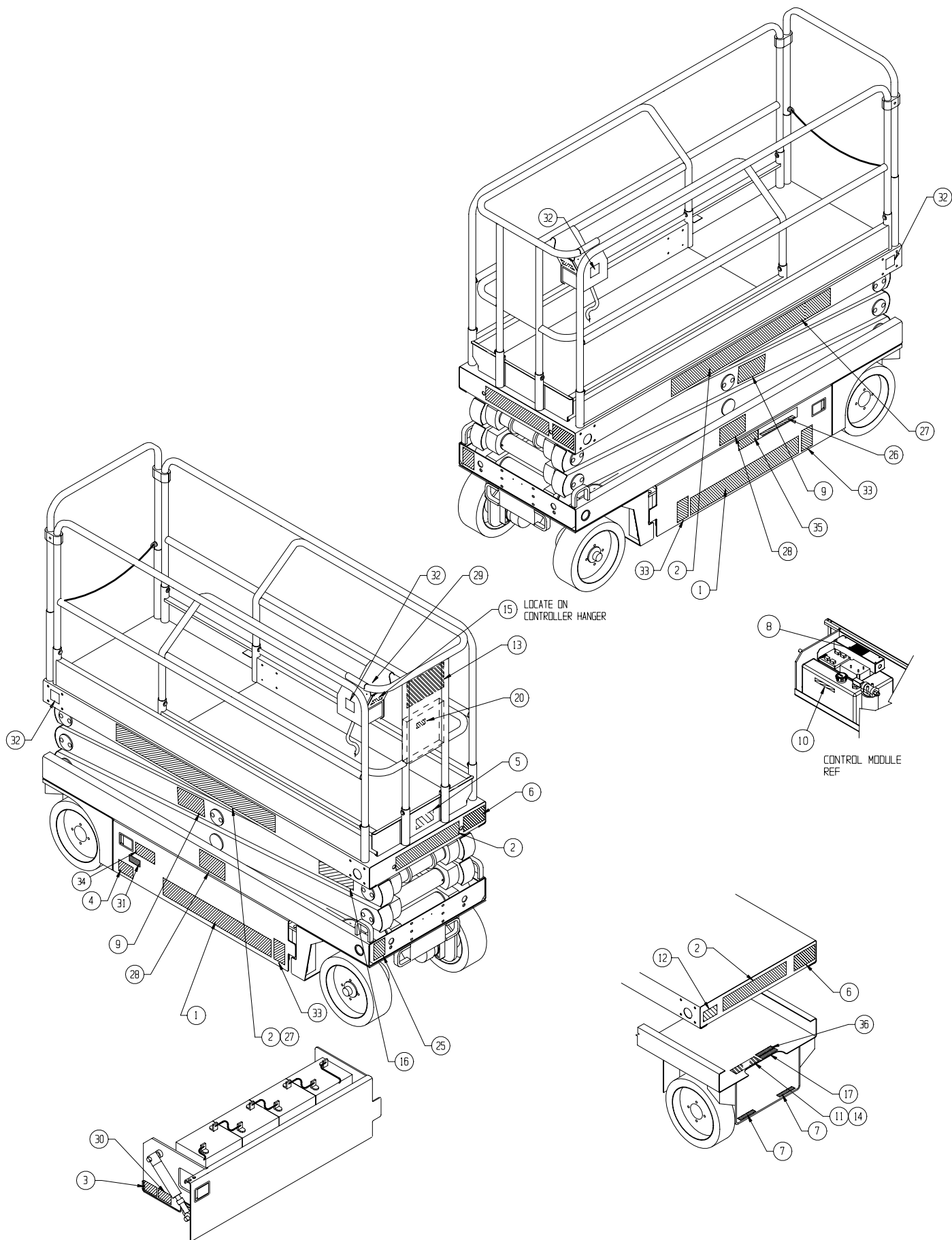
---

## Label Kit – X20N

### 114005-000

ITEM	PART	DESCRIPTION	QTY
1	061683-006	LABEL UPRIGHT	2
2	061683-004	LABEL UPRIGHT	4
3	005221-000	LABEL MAINTAIN BATTERY	1
4	066552-000	LABEL HYDR GAS	1
5	101251-000	LABEL MAX LOAD DECK EXT	1
6	101250-002	LABEL MAX LOAD PLATFORM - 750 LBS	2
7	014222-003-99	LABEL FORK LIFT HERE	2
8	066555-000	LABEL LIMIT SWITCHES	1
9	066553-000	LABEL WARNING	2
10	060197-000	LABEL HYDRAULIC FLUID	1
11	061205-005	LABEL NAME PLATE	1
12	061220-002	LABEL ANSI	1
13	066550-000	LABEL DANGER	1
14	065368-000	TACK	4
15	066554-000	LABEL READ INSTRUCTIONS	1

ITEM	PART	DESCRIPTION	QTY
16	066561-000	LABEL SAFETY STAND	1
17	066558-000	LABEL EMER LOWER PULL HANDLE	1
20	010076-001	LABEL INSTRUCTIONS	1
25	066556-000	LABEL WARNING (COLLISION)	1
26	066559-000	LABEL LOWER CONTROLS	1
27	061684-018	LABEL X 20N	2
28	061684-016	LABEL X	2
29	101222-005	LABEL CONTROLLER	1
30	062562-001	LABEL - BATTERIES	1
31	066522-000	LABEL - BATTERY CHARGER	1
32	064444-000	LABEL - USA	4
33	066556-001	LABEL - WARNING	3
34	107051-000	LABEL BATTERY DISCONNECT	1
35	101252-005	LABEL MAX WHEEL LOAD	1
36	068639-000	POWER TO PLATFORM	1

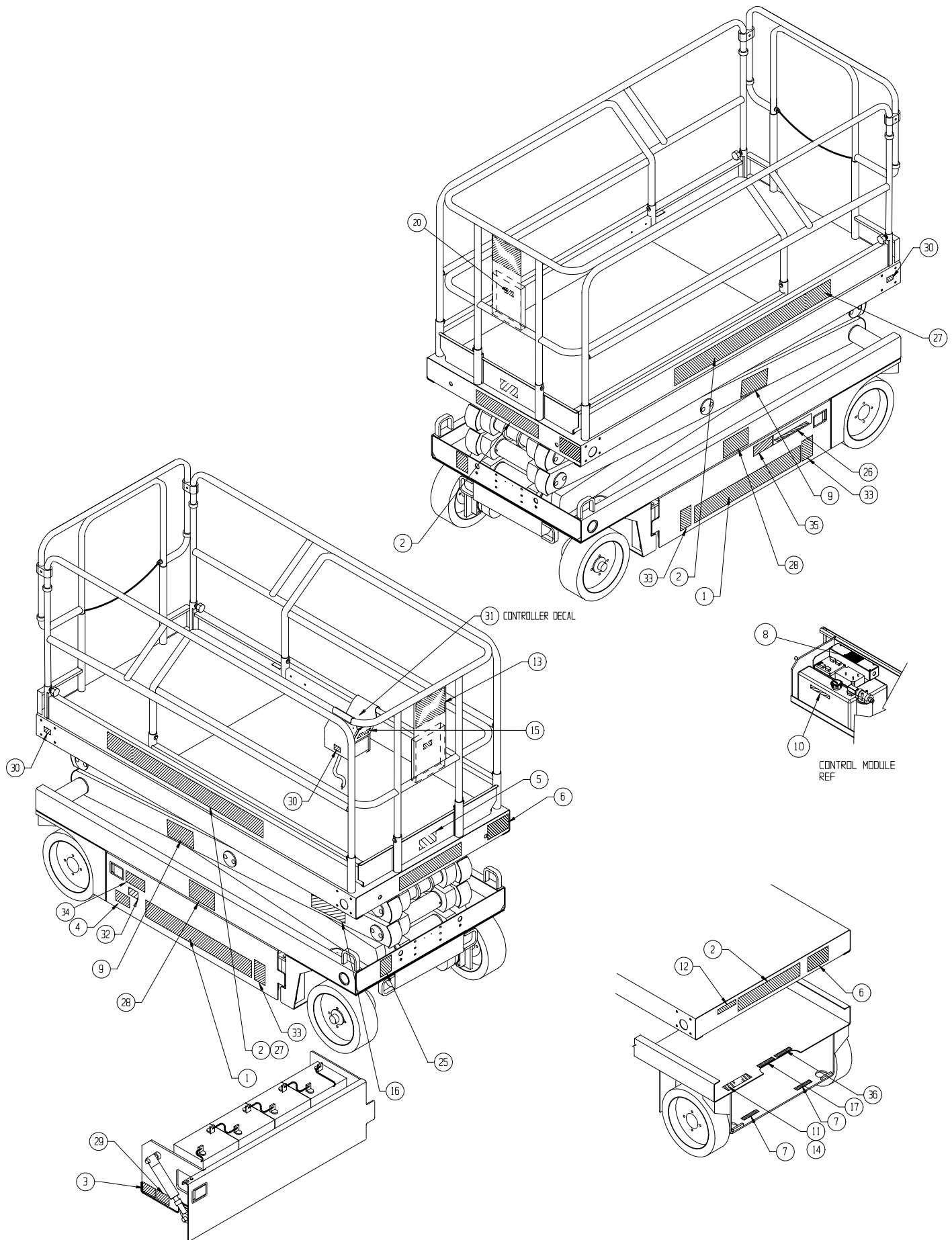


# Label Kit – X20W

## 114015-000

ITEM	PART	DESCRIPTION	QTY
1	061683-006	LABEL UPRIGHT	2
2	061683-004	LABEL UPRIGHT	4
3	005221-000	LABEL MAINTAIN BATTERY	1
4	066552-000	LABEL HYDR GAS	1
5	101251-000	LABEL MAX LOAD DECK EXTENSION	1
6	101250-003	LABEL MAX LOAD PLATFORM	2
7	014222-003-99	LABEL FORK LIFT HERE	2
8	066555-000	LABEL LIMIT SWITCHES	1
9	066553-000	LABEL WARNING	2
10	060197-000	LABEL HYDRAULIC FLUID	1
11	061205-005	LABEL NAME PLATE	1
12	061220-002	LABEL ANSI	1
13	066550-000	LABEL DANGER	1
14	065368-000	TACK	4
15	066554-000	LABEL READ INSTRUCTIONS	1

ITEM	PART	DESCRIPTION	QTY
16	066561-000	LABEL SAFETY STAND	1
17	066558-000	LABEL EMER LOWER PULL HANDLE	1
20	010076-001	LABEL INSTRUCTIONS	1
25	066556-000	LABEL WARNING (COLLISION)	1
26	066559-000	LABEL LOWER CONTROLS	1
27	061684-019	LABEL X 20 W	2
28	061684-016	LABEL X	2
29	062562-001	LABEL DANGER	1
30	064444-000	LABEL USA	4
31	101222-005	LABEL CONTROLLER	1
32	066522-000	LABEL BATTERY CHARGER	1
33	066556-001	LABEL - WARNING	3
34	107051-000	LABEL BATTERY DISCONNECT	1
35	101252-004	LABEL MAX WHEEL LOAD	1
36	068639-000	POWER TO PLATFORM	1

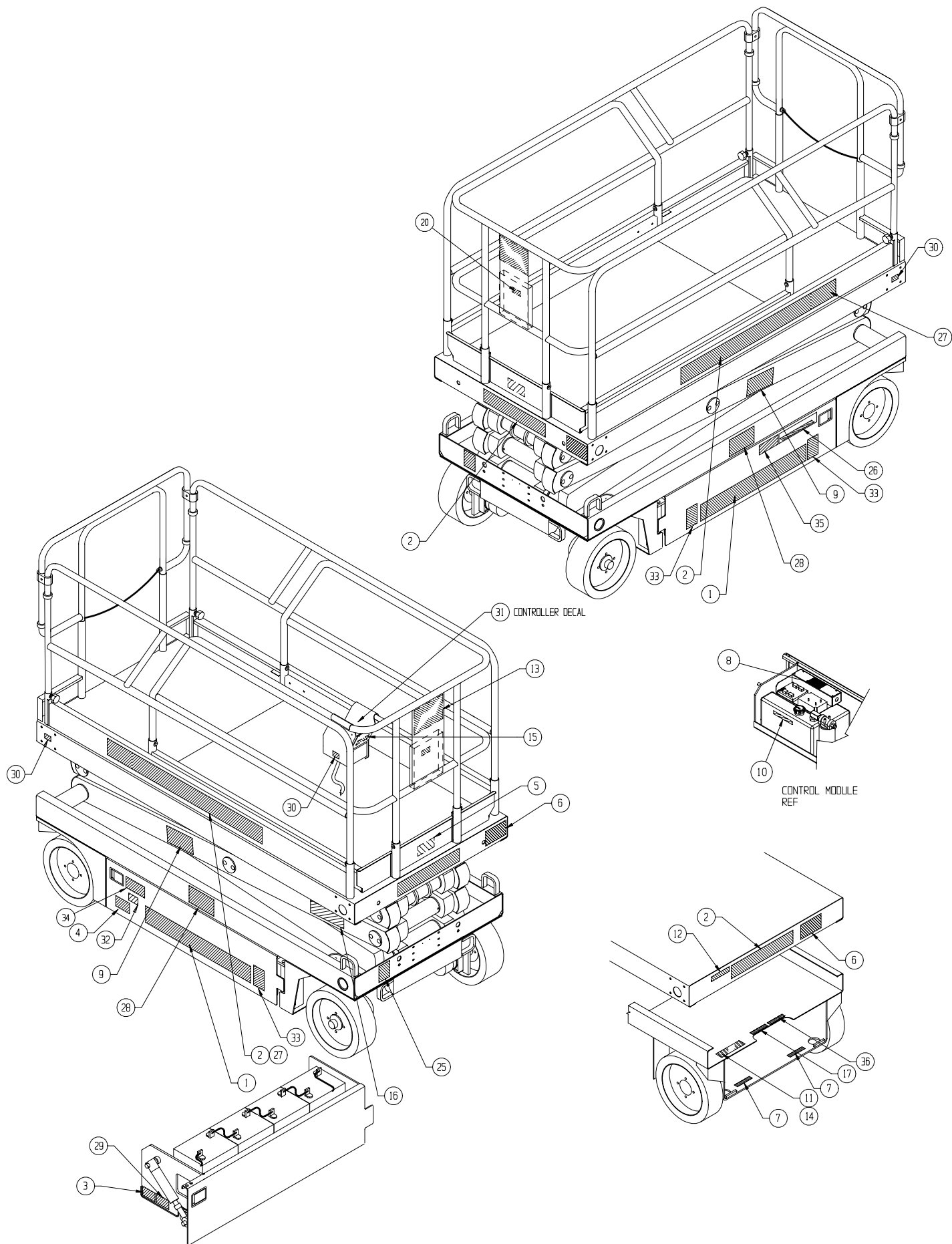


# Label Kit – X26N

## 114025-000

ITEM	PART	DESCRIPTION	QTY
1	061683-006	LABEL UPRIGHT	2
2	061683-004	LABEL UPRIGHT	4
3	005221-000	LABEL MAINTAIN BATTERY	1
4	066552-000	LABEL HYDR GAS	1
5	101251-000	LABEL MAX LOAD DECK EXTENSION	1
6	101250-004	LABEL MAX LOAD PLATFORM	2
7	014222-003-99	LABEL FORK LIFT HERE	2
8	066555-000	LABEL LIMIT SWITCHES	1
9	066553-000	LABEL WARNING	2
10	060197-000	LABEL HYDRAULIC FLUID	1
11	061205-005	LABEL NAME PLATE	1
12	061220-002	LABEL ANSI	1
13	066550-000	LABEL DANGER	1
14	065368-000	TACK	4
15	066554-000	LABEL READ INSTRUCTIONS	1

ITEM	PART	DESCRIPTION	QTY
16	066561-000	LABEL SAFETY STAND	1
17	066558-000	LABEL EMER LOWER PULL HANDLE	1
20	010076-001	LABEL INSTRUCTIONS	1
25	066556-000	LABEL WARNING (COLLISION)	1
26	066559-000	LABEL LOWER CONTROLS	1
27	061684-020	LABEL X 26 N	2
28	061684-016	LABEL X	2
29	062562-001	LABEL DANGER	1
30	064444-000	LABEL USA	4
31	101222-005	LABEL CONTROLLER	1
32	066522-000	LABEL BATTERY CHARGER	1
33	066556-001	LABEL - WARNING	3
34	107051-000	LABEL BATTERY DISCONNECT	1
35	101252-005	LABEL MAX WHEEL LOAD	1
36	068639-000	POWER TO PLATFORM	1



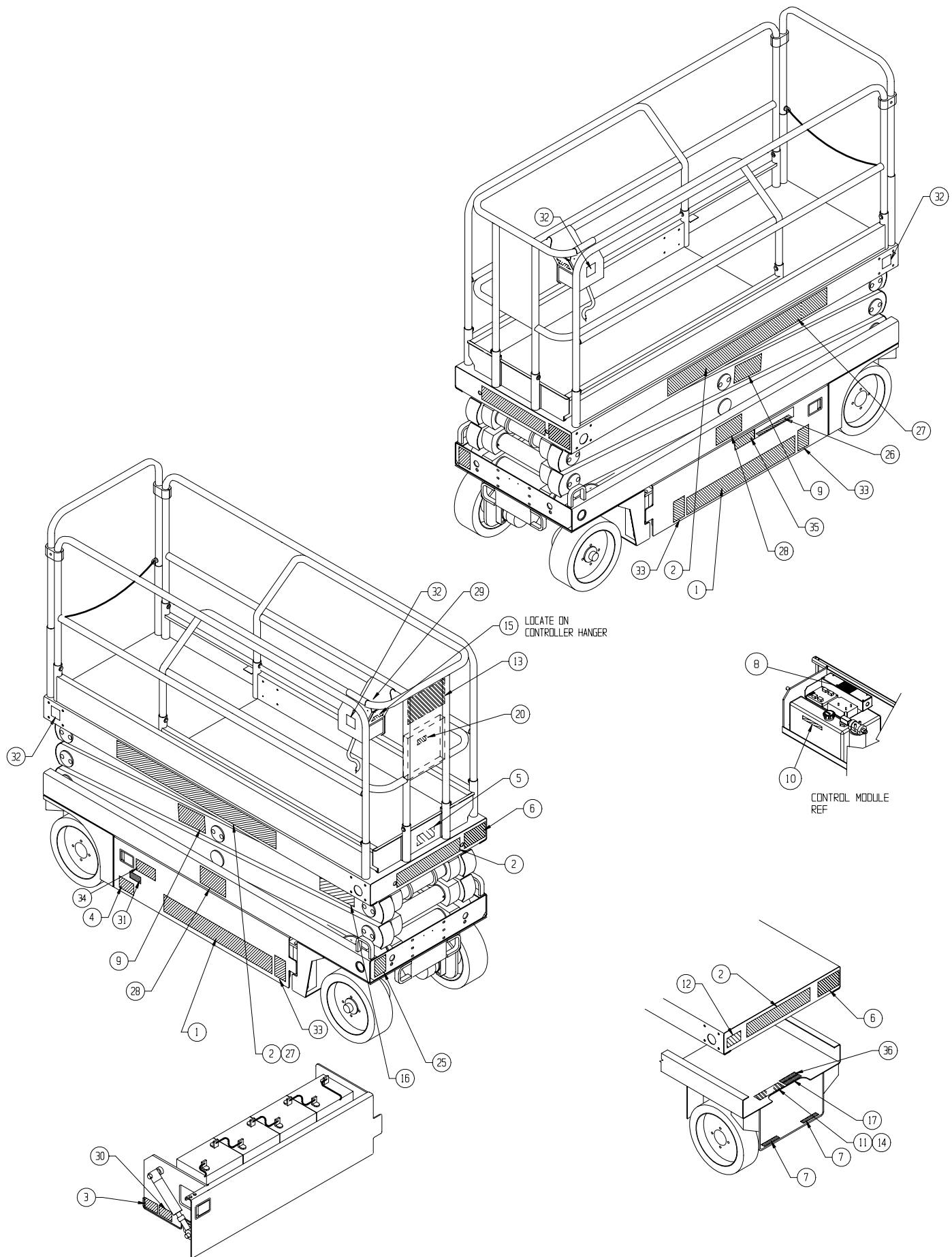
# Label Kit – X26UN

## 114035-000

ITEM	PART	DESCRIPTION	QTY
1	061683-006	LABEL UPRIGHT	2
2	061683-004	LABEL UPRIGHT	4
3	005221-000	LABEL MAINTAIN BATTERY	1
4	066552-000	LABEL HYDR GAS	1
5	101251-000	LABEL MAX LOAD DECK EXT	1
6	101250-000	LABEL MAX LOAD PLATFORM - 500 LBS	2
7	014222-003-99	LABEL FORK LIFT HERE	2
8	066555-000	LABEL LIMIT SWITCHES	1
9	066553-000	LABEL WARNING	2
10	060197-000	LABEL HYDRAULIC FLUID	1
11	061205-005	LABEL NAME PLATE	1
12	061220-002	LABEL ANSI	1
13	066550-000	LABEL DANGER	1
14	065368-000	TACK	4
15	066554-000	LABEL READ INSTRUCTIONS	1

ITEM	PART	DESCRIPTION	QTY
16	066561-000	LABEL SAFETY STAND	1
17	066558-000	LABEL EMER LOWER PULL HANDLE	1
20	010076-001	LABEL INSTRUCTIONS	1
25	066556-000	LABEL WARNING (COLLISION)	1
26	066559-000	LABEL LOWER CONTROLS	1
27	114060-000	LABEL X 26 Ultra-N	2
28	061684-016	LABEL X	2
29	101222-005	LABEL CONTROLLER	1
30	062562-001	LABEL - BATTERIES	1
31	066522-000	LABEL - BATTERY CHARGER	1
32	064444-000	LABEL - USA	4
33	066556-001	LABEL - WARNING	3
34	107051-000	LABEL BATTERY DISCONNECT	1
35	101252-005	LABEL MAX WHEEL LOAD	1
36	068639-000	POWER TO PLATFORM	1



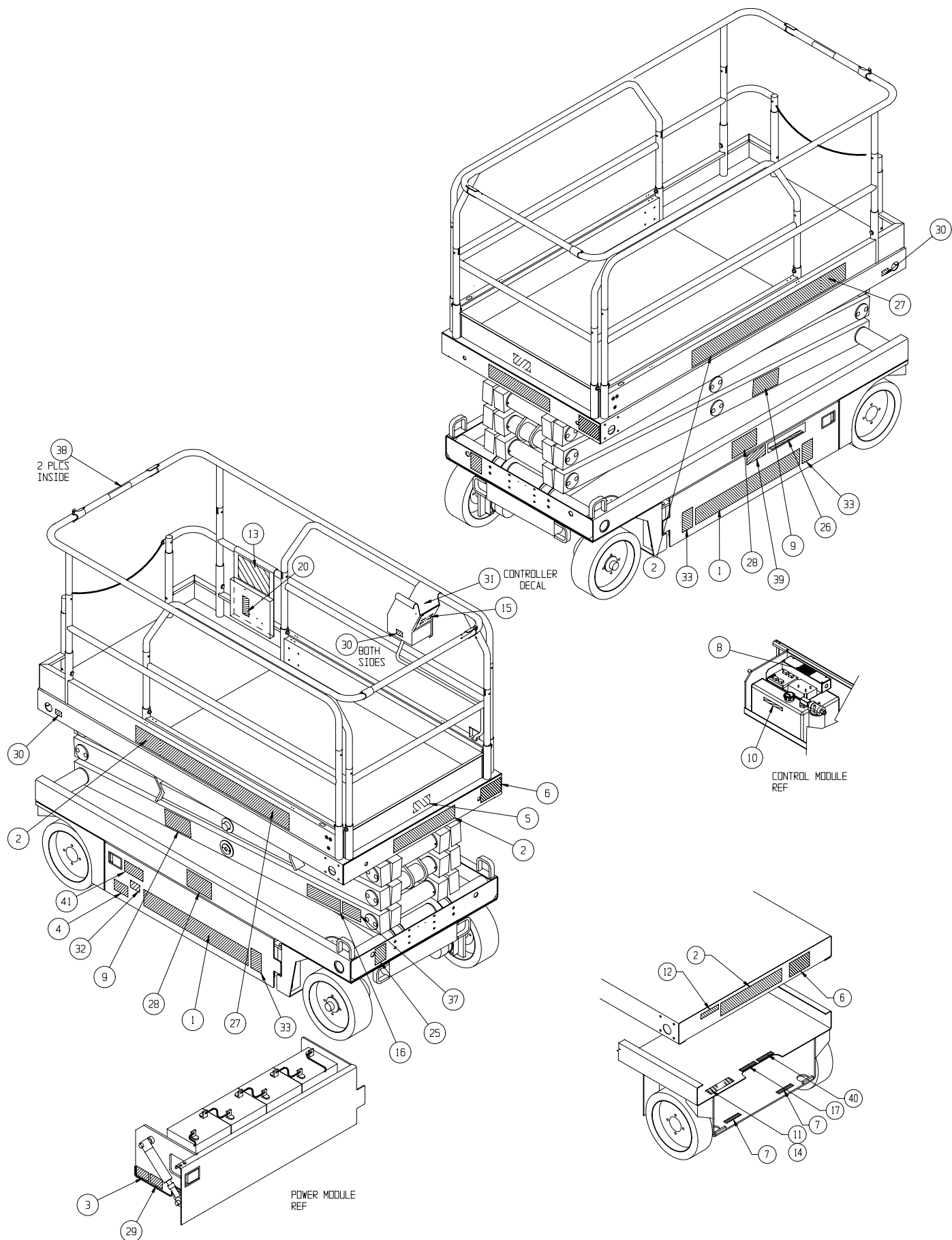


# Label Kit – X31N

## 114045-000

ITEM	PART	DESCRIPTION	QTY
1	061683-006	LABEL UPRIGHT	2
2	061683-004	LABEL UPRIGHT	4
3	005221-000	LABEL MANTAIN BATTERY	1
4	066552-000	LABEL HYDR GAS	1
5	101251-000	LABEL MAX LOAD DECK EXT	1
6	101250-005	LABEL MAX LOAD PLATFORM	2
7	14222-003-99	LABEL FORK LIFT HERE	2
8	066555-000	LABEL LIMIT SWITCHES	1
9	066553-000	LABEL WARNING	2
10	060197-000	LABEL HYDRAULIC FLUID	1
11	061205-005	LABEL NAME PLATE	1
12	061220-002	LABEL ANSI	1
13	066550-000	LABEL DANGER	1
14	065368-000	TACK	4
15	066554-000	LABEL READ INSTRUCTIONS	1
16	066561-002	LABEL SAFETY STAND	1

ITEM	PART	DESCRIPTION	QTY
17	066558-002	LABEL EMER LOWER	1
20	010076-001	LABEL INSTRUCTIONS	1
25	066556-000	LABEL WARNING (COLLISION)	1
26	066559-000	LABEL LOWER CONTROLS	1
27	061684-025	LABEL X 31 N	2
28	061684-016	LABEL X	2
29	062562-001	LABEL DANGER	1
30	064444-000	LABEL USA	4
31	101222-005	LABEL CONTROLLER	1
32	066522-000	LABEL BATTERY CHARGER	1
33	066556-001	LABEL - WARNING	3
37	066561-003	LABEL CAUTION	1
38	061787-001	LABEL DANGER GUARDRAIL	2
39	101252-006	LABEL MAX WHEEL LOAD	1
40	068639-000	LABEL POWER TO PLATFORM	1
41	107051-000	LABEL BATTERY DISCONNECT	1



**NOTES:**

# **UpRight**

Call Toll Free in U.S.A.  
1-800-926-LIFT

---

**UpRight, Inc.**

801 South Pine Street  
Madera, California 93637

TEL: 559-662-3900

FAX: 559-673-6184

PARTS: 1-888-UR-PARTS

PARTS FAX: 1-800-669-9884

**UpRight**

Call Toll Free in U.S.A.

**1-800-926-LIFT**

P/N 114112-000  
09-02

**UpRight**

Unit S1, Park West Industrial Park  
Friel Avenue  
Nangor Road  
Dublin 12, Ireland

TEL: +353 1 620 9300

FAX: +353 1 620 9301