

# **Parts Manual**

## **AB46RT Diesel and Dual Fuel**

**Serial Numbers 2580 - Current**

---

**Publication Number: 116100-000**

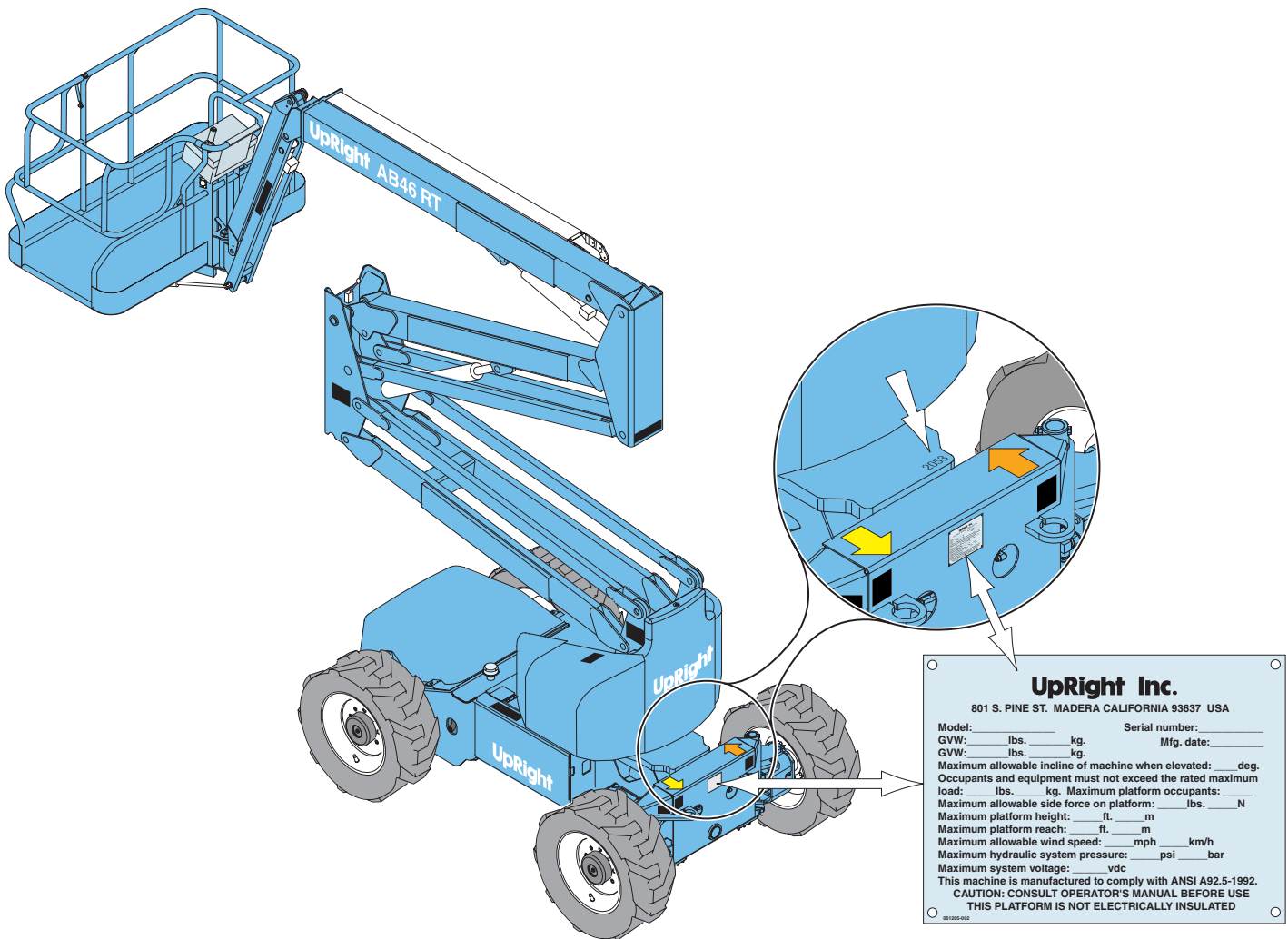
---

**UpRight**

# AB46

## Diesel & Dual Fuel

When contacting UpRight for service or parts information, be sure to include the MODEL and SERIAL NUMBERS from the equipment nameplate. Should the nameplate be missing, the SERIAL NUMBER is also stamped on top front of the chassis neat the base of the turret.



### UpRight, Inc.

801 South Pine Street  
Madera, California 93637

TEL: 559-662-3900

FAX: 559-673-6184

PARTS: 1-888-UR-PARTS

PARTS FAX: 1-800-669-9884

# UpRight

Call Toll Free in U.S.A.

1-800-926-LIFT

### UpRight

Unit S1, Park West Industrial Park  
Friel Avenue  
Nangor Road  
Dublin 12, Ireland

TEL: +353 1 620 9300

FAX: +353 1 620 9301

# AB46RT PARTS MANUAL

This document lists and illustrates the replaceable assemblies and parts of this product, as manufactured by UpRight, Inc. Each parts list contains the component parts for that assembly.

## TABLE OF CONTENTS

### MECHANICAL ASSEMBLIES

This section illustrates the mechanical components of the machine. Some drawing groups include wiring diagrams.

Final Assembly - Diesel	
116000-000	4
Final Assembly - Dual Fuel	
116002-000	6
Basic Assembly - Diesel	
116003-000	8
Basic Assembly - Dual Fuel	
116005-000	9
Chassis Assembly - Diesel	
068316-016	10
Chassis Assembly - Dual Fuel	
068316-015	13
Front Axle Assembly	
109114-000	17
Drive Assembly - Front Right	
109115-000	18
Drive Assembly - Front Left	
109116-000	18
Tire and Wheel Assembly	
068327-004/-005	19
Slew Drive Assembly	
109117-000	19
Turret Assembly	
116011-000	20
Lower Boom Linkage Assembly	
068323-000	22
Upper Boom Linkage	
068322-000	24
Platform "B" Assembly	
068325-001	26
Upper Controller Installation	
116050-000 Diesel	27
116051-000 Dual Fuel	27
Fuel Tank Assembly	
068710-001 - Diesel	28
109052-000 - Dual Fuel	28

### POWER SUPPLIES

This section illustrates power sources for the machine, including battery packs, engines and electric motors. Some drawing groups may include wiring diagrams.

Engine Assembly - Diesel	
068872-010	30
Engine Assembly - Dual Fuel	
109131-000	33

### ELECTRONICS, CONTROLS AND SWITCHES

This section illustrates electronic controls and switches for the machine. Most drawing groups include wiring diagrams as well as switch and component locations.

Electrical Control System	
116040-000 - Diesel	35
116041-000 - Dual Fuel	35
Lower Control Box Assembly - Diesel	
116018-000	36
Lower Control Box Assembly - Dual Fuel	
116020-000	38
Upper Control Box Assembly - Diesel	
116019-000	40
Upper Control Box Assembly - Dual Fuel	
116022-000	43
Level Sensor	
029945-014 Diesel and Dual Fuel	46
Lower Boom Down Limit Switch and Lever	
068556-002	47
Upper Boom Extension Limit Ball Detent Switch	
062881-000	47

**HYDRAULICS**

This section illustrates hydraulic components for the machine, including hose kits, fluid pumps, hydraulic motors, hydraulic manifolds, cylinders, and hydraulic brakes. Some drawing groups may include electric motors.

Hydraulic Tank Assembly	
069205-000	49
Hose Kit	
068336-005	50
Valve Block Assembly	
116013-000	52
Drive Valve Block Assembly	
109109-000	53
Motor Assembly, Slew Drive	
068575-000	54
Motor Assembly, Front	
109110-000	54
Motor Assembly, Right Rear	
109111-000	55
Motor Assembly, Left Rear	
109112-000	55
Brake Assembly	
109113-000	56
Steering Cylinder Assembly	
109092-000	56
Riser Cylinder	
068450-000	57
Boom Raise Cylinder	
068451-000	57
Boom Extend Cylinder	
068452-000	58
Jib Cylinder	
068453-001	58
Master Cylinder	
068454-000	59
Slave Cylinder	
068455-000	59
Cage Rotation Cylinder	
068457-000	60
Axle Lock Cylinder Assembly	
109093-000	60

**LABELS AND OPTIONS**

This section illustrates labels and optional components that may be installed on the machine. Some drawing groups may include wiring diagrams.

**Label Kit**

116006-000 - Diesel	
116007-000 - Dual Fuel	62
Motion Alarm Option	
068294-000	63
Platform 'A' Option	
068325-000	64
Four Foot Platform Option	
068325-003	65

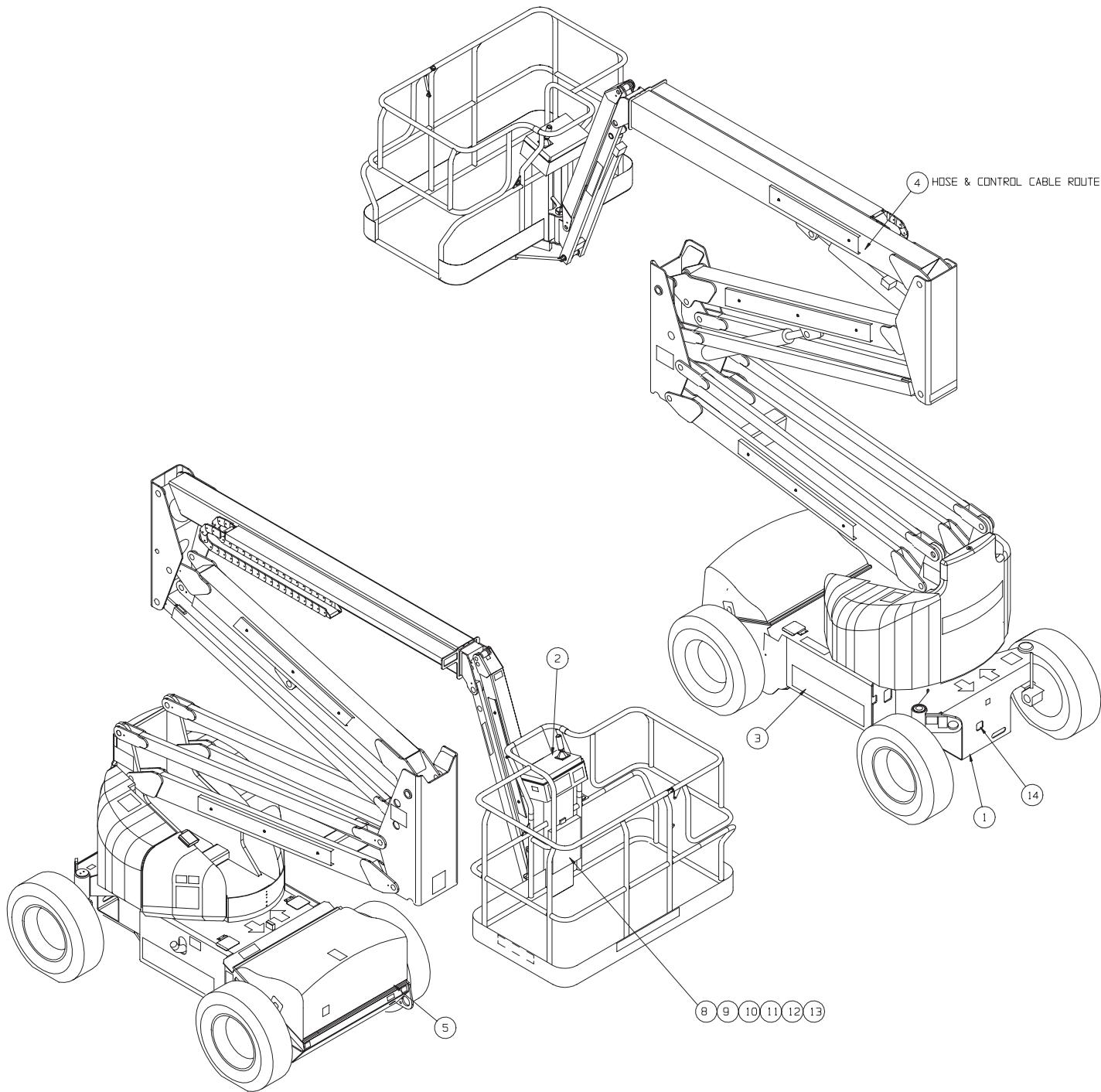
## **MECHANICAL ASSEMBLIES**

This section illustrates the mechanical components of the machine.  
Some drawing groups include wiring diagrams.

Final Assembly - Diesel  
116000-000

ITEM	PART NO.	DESCRIPTION	QTY
1	116003-000	BASIC ASSEMBLY	1
2	116050-000	CONTROLLER INSTALLATION	1
3	116006-000	LABEL KIT/INSTALLATION	1
4	068336-005	HOSE KIT/INSTALLATION —NOT SHOWN—	1
5	029945-014	LEVEL SENSOR —NOT SHOWN—	1
6	060540-002	DOCUMENTATION KIT	1
7	116100-000	SERVICE MANUAL	1
8	010076-000	MANUAL CASE	1
9	011248-004	NUT - HEX ESNA 1/4-20UNC	4

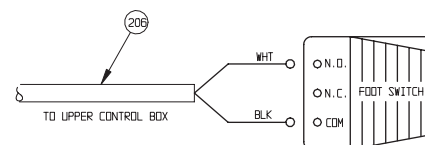
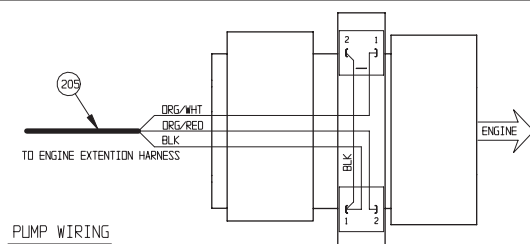
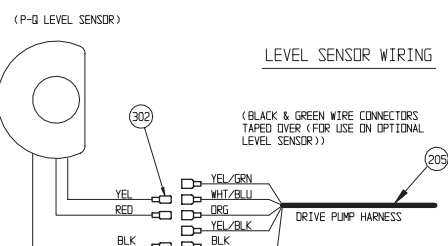
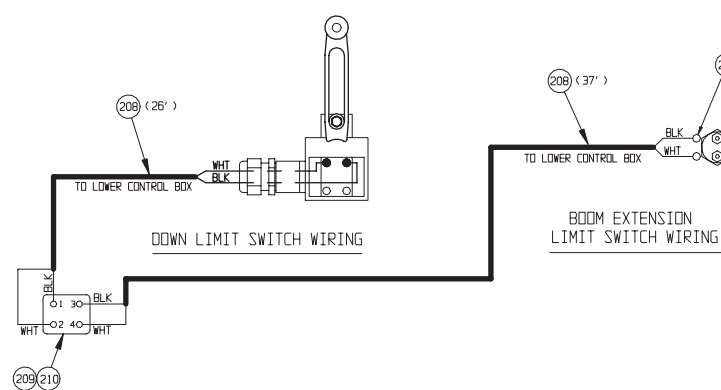
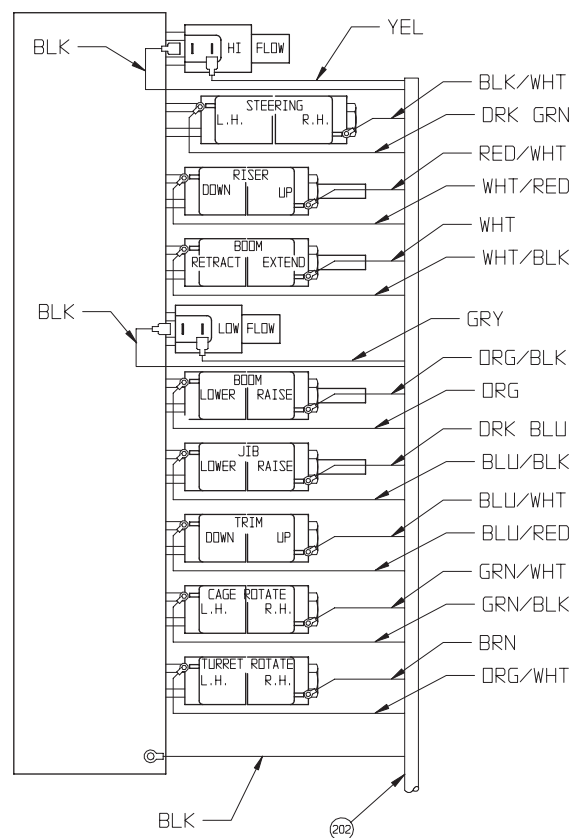
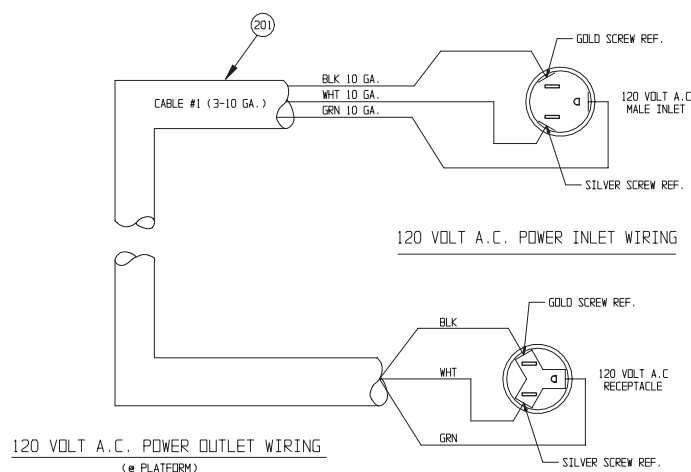
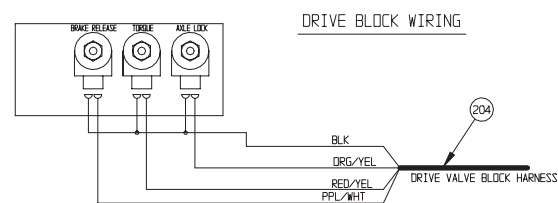
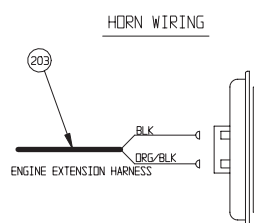
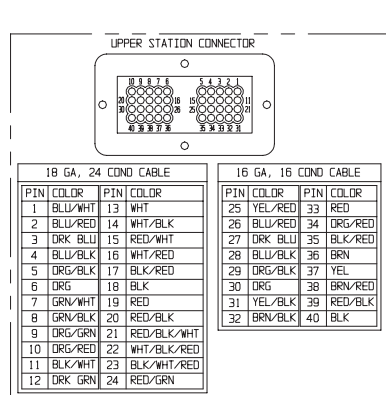
ITEM	PART NO.	DESCRIPTION	QTY
10	011252-008	SCREW HHC 1/4-20 X 1	4
11	011240-004	WASHER - 1/4 FLAT	4
12	116101-000	USER MANUAL - DOM RT	1
13	060565-000	ANSI MANUAL	1
14	065368-000	TACK	4
15	116040-000	ELECTRICAL CONT. SYS. DIESEL	1
1000	110100-000	PRODUCT SPECIFICATION SHEET	REF
1001	116014-000	ELECTRICAL SCHEMATIC	REF
1002	116017-000	HYDRAULIC SCHEMATIC	REF



**116000-000 #2 of 2**

ITEM	PART NO.	DESCRIPTION	QTY
201	029509-099	CABLE 3 COND 10 GA SO	72 FT
202	116023-000	VALVE BLOCK HARNESS	REF
203	116024-000	ENGINE EXTENSION HARNESS	REF
204	116025-000	DRIVE VALVE BLOCK HARNESS	REF
205	116026-000	DRIVE PUMP HARNESS	REF

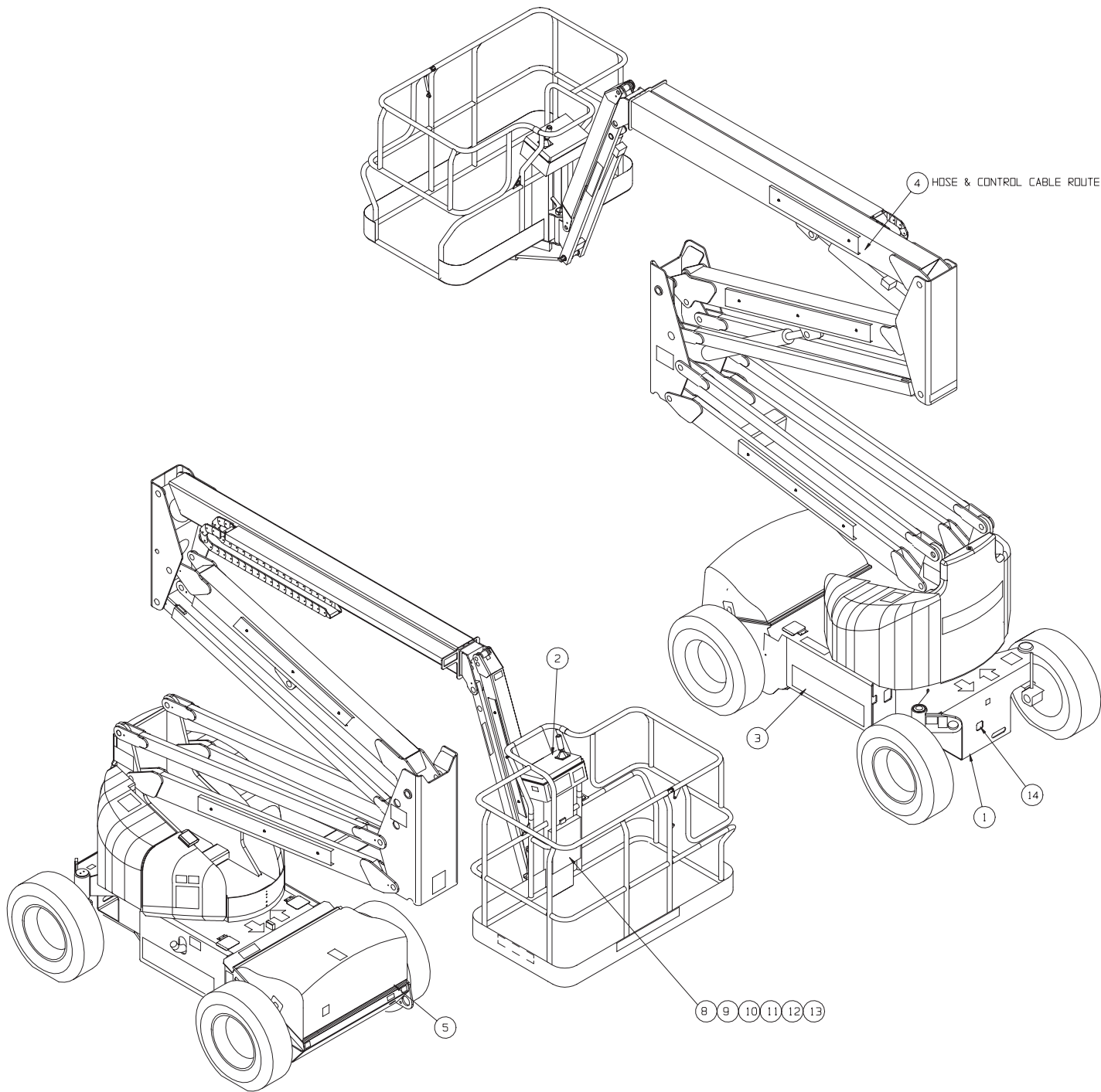
ITEM	PART NO.	DESCRIPTION	QTY
206	116030-000	FOOT SWITCH HARNESS	REF
207	029601-005	TERM, RING 18-22 GA #10	2
208	029490-099	2 COND 16 GA SO	63 FT
209	067990-020	RECEPTACLE - 4 PIN DEUTSCH DT04-4P	1
210	068762-000	PIN 16-14 GA DEUTSCH 0460-215-16141	4



Final Assembly - Dual Fuel  
116002-000

ITEM	PART NO.	DESCRIPTION	QTY
1	116005-000	BASIC ASSEMBLY	1
2	116050-000	CONTROLLER INSTALLATION	1
3	116007-000	LABEL KIT/INSTALLATION	1
4	068336-005	HOSE KIT/INSTALLATION —NOT SHOWN—	1
5	029945-014	LEVEL SENSOR —NOT SHOWN—	1
6	060540-002	DOCUMENTATION KIT	1
7	116100-000	SERVICE MANUAL	1
8	010076-000	MANUAL CASE	1
9	011248-004	NUT - HEX ESNA 1/4-20UNC	4

ITEM	PART NO.	DESCRIPTION	QTY
10	011252-008	SCREW HHC 1/4-20 X 1	4
11	011240-004	WASHER - 1/4 FLAT	4
12	116101-000	USER MANUAL - DOM	1
13	060565-000	ANSI MANUAL	1
14	065368-000	TACK	4
15	116041-000	ELECTRICAL CONT. SYS. DUAL FUEL	1
1000	110100-000	PRODUCT SPECIFICATION SHEET	REF
1001	116016-000	ELECTRICAL SCHEMATIC	REF
1002	116017-000	HYDRAULIC SCHEMATIC	REF

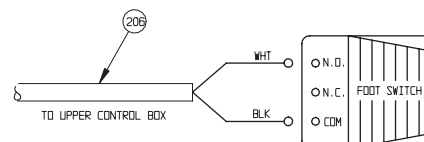
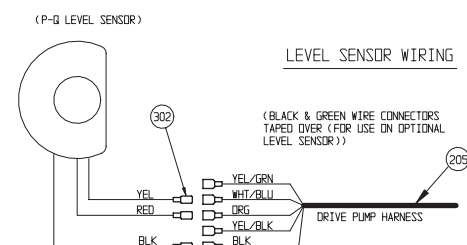
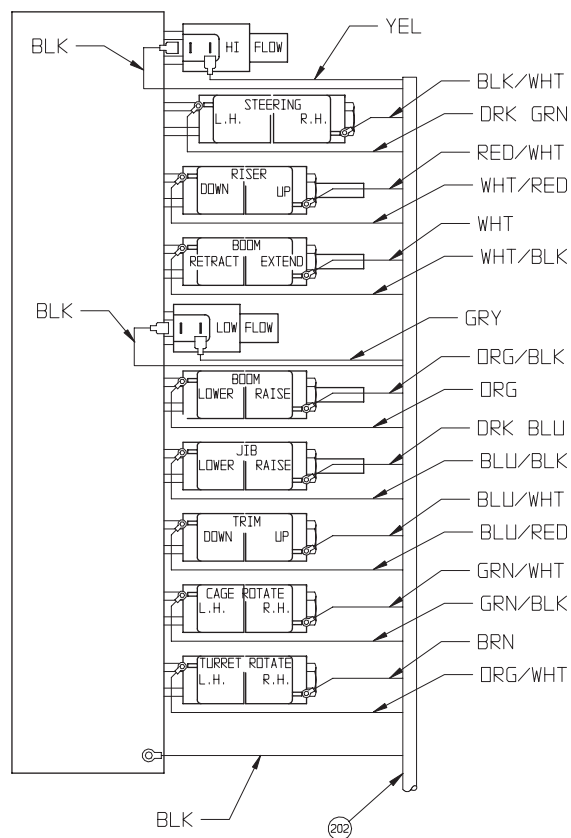
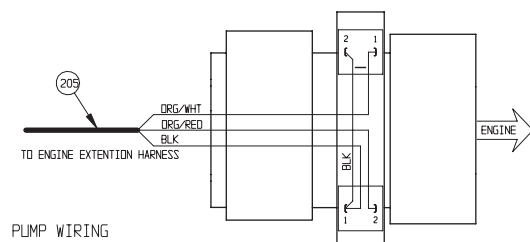
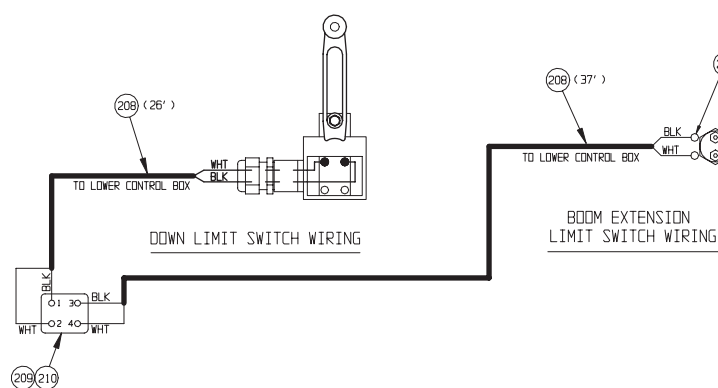
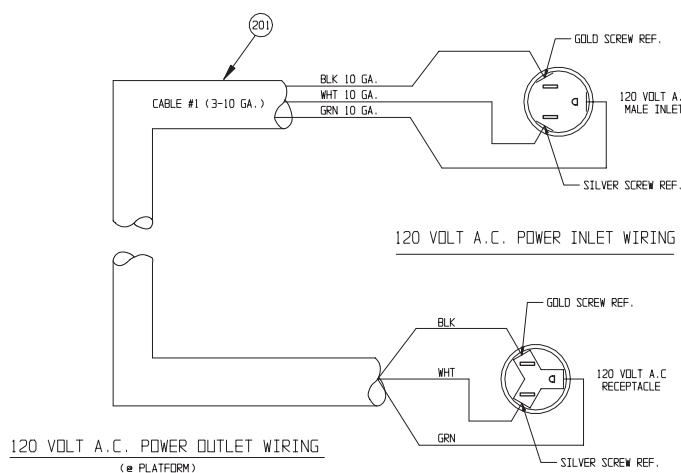
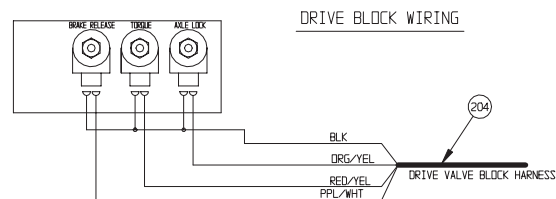
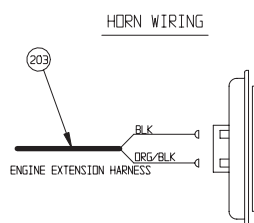
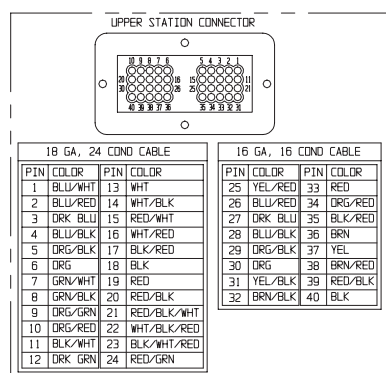




**116002-000 #2 of 2**

ITEM	PART NO.	DESCRIPTION	QTY
201	029509-099	CABLE 3 COND 10 GA SO	72 FT
202	116023-000	VALVE BLOCK HARNESS	REF
203	116024-000	ENGINE EXTENSION HARNESS	REF
204	116025-000	DRIVE VALVE BLOCK HARNESS	REF
205	116026-000	DRIVE PUMP HARNESS	REF

ITEM	PART NO.	DESCRIPTION	QTY
206	116030-000	FOOT SWITCH HARNESS	REF
207	029601-005	TERM, RING 18-22 GA #10	2
208	029490-099	2 COND 16 GA SO	63 FT
209	067990-020	RECEPTACLE - 4 PIN DEUTSCH DT04-4P	1
210	068762-000	PIN 16-14 GA DEUTSCH 0460-215-16141	4

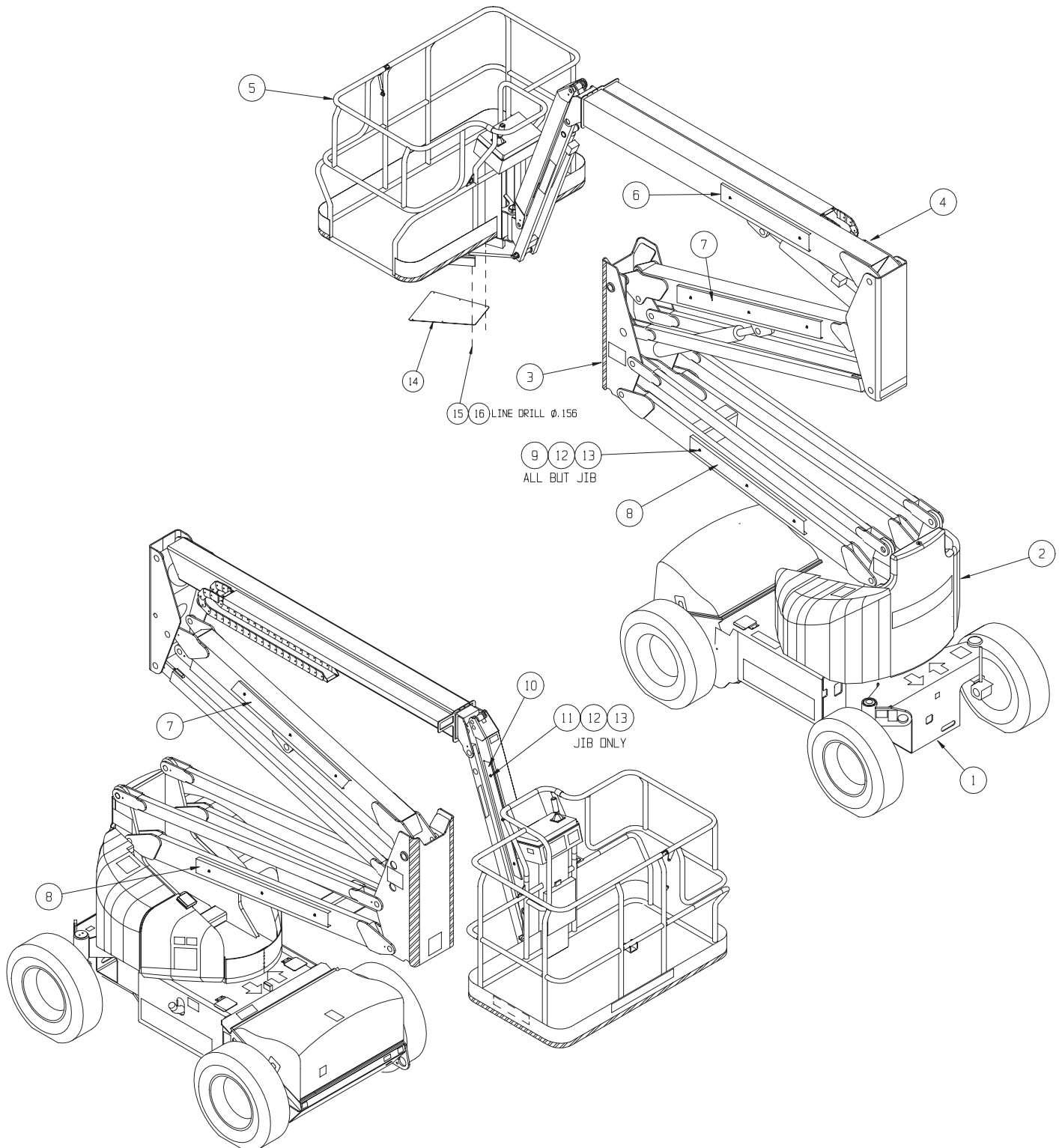


# Basic Assembly - Diesel

## 116003-000

ITEM	PART NO.	DESCRIPTION	QTY
1	116053-000	CHASSIS ASSEMBLY	1
2	116011-000	TURRET ASSEMBLY	1
3	068323-000	LOWER LINKAGE ASSEMBLY	1
4	068322-000	UPPER LINKAGE ASSEMBLY	1
5	068325-001	PLATFORM "B" ASSEMBLY	1
6	068703-000	HOSE GUARD	1
7	068704-000	HOSE GUARD (58")	2
8	068705-000	HOSE GUARD (68")	2

ITEM	PART NO.	DESCRIPTION	QTY
9	068706-000	HOSE CLAMP	14
10	068731-000	HOSE GUARD-JIB	1
11	068732-000	HOSE CLAMP-JIB	3
12	011248-004	NUT HEX ESNA 1/4-20 UNC	17
13	011240-004	WASHER 1/4 STD FLAT	17
14	068977-000	CAGE CYL. COVER	1
15	026526-004	SCR, SELF-TAPPING #10 X 1/2"LG.	6
16	011237-003	LOCKWASHER, #10 STAR	6

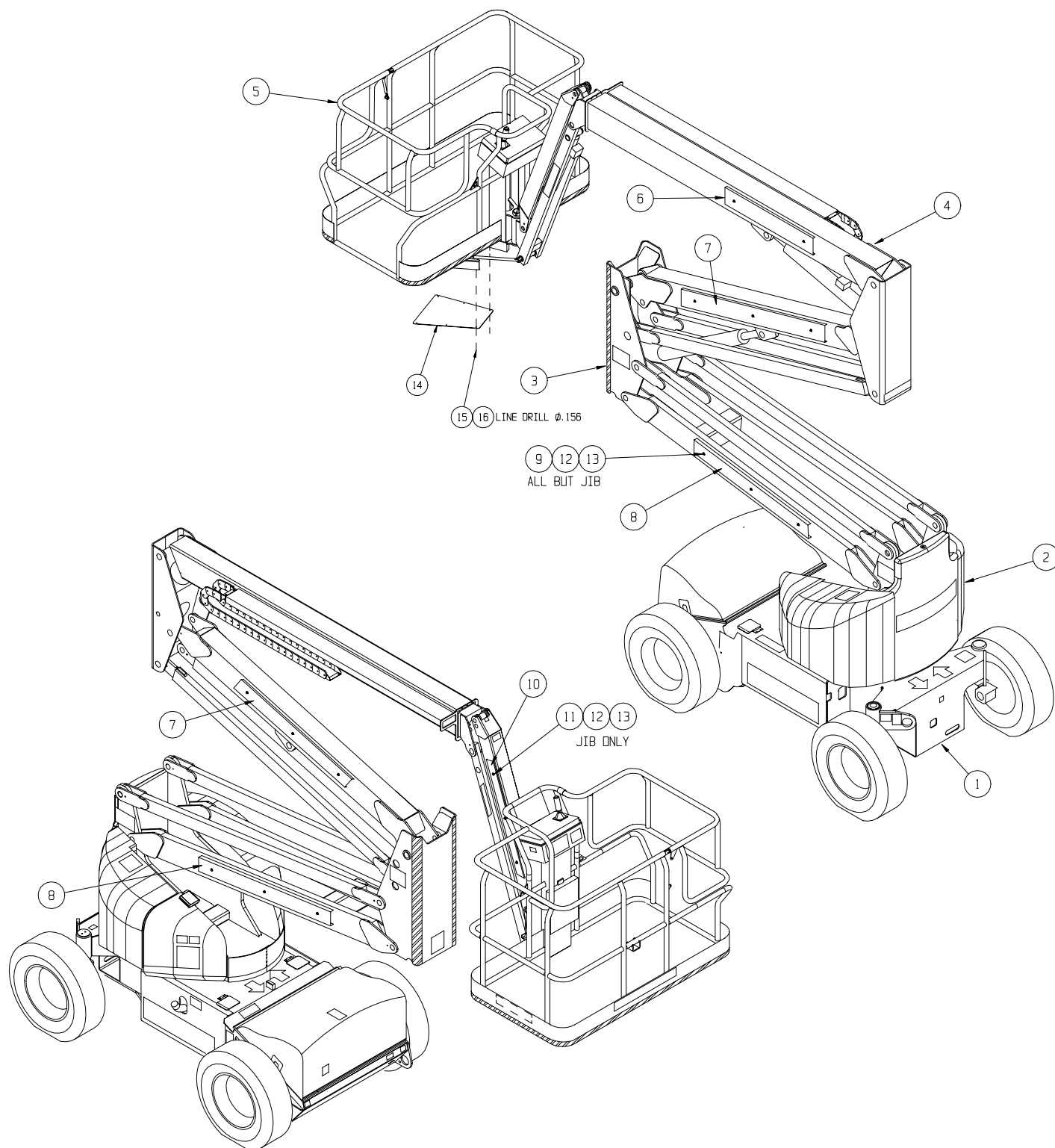


# Basic Assembly - Dual Fuel

## 116005-000

ITEM	PART NO.	DESCRIPTION	QTY
1	068316-015	CHASSIS ASSEMBLY -D/F	1
2	116011-000	TURRET ASSEMBLY	1
3	068323-000	LOWER LINKAGE ASSEMBLY	1
4	068322-000	UPPER LINKAGE ASSEMBLY	1
5	068325-001	PLATFORM "B" ASSEMBLY	1
6	068703-000	HOSE GUARD	1
7	068704-000	HOSE GUARD (58")	2
8	068705-000	HOSE GUARD (68")	2

ITEM	PART NO.	DESCRIPTION	QTY
9	068706-000	HOSE CLAMP	14
10	068731-000	HOSE GUARD-JIB	1
11	068732-000	HOSE CLAMP-JIB	3
12	011248-004	NUT HEX ESNA 1/4-20 UNC	17
13	011240-004	WASHER 1/4 STD FLAT	17
14	068977-000	CAGE CYL. COVER	1
15	026526-004	SCR, SELF-TAPPING #10 X 1/2"LG.	6
16	011237-003	LOCKWASHER, #10 STAR	6

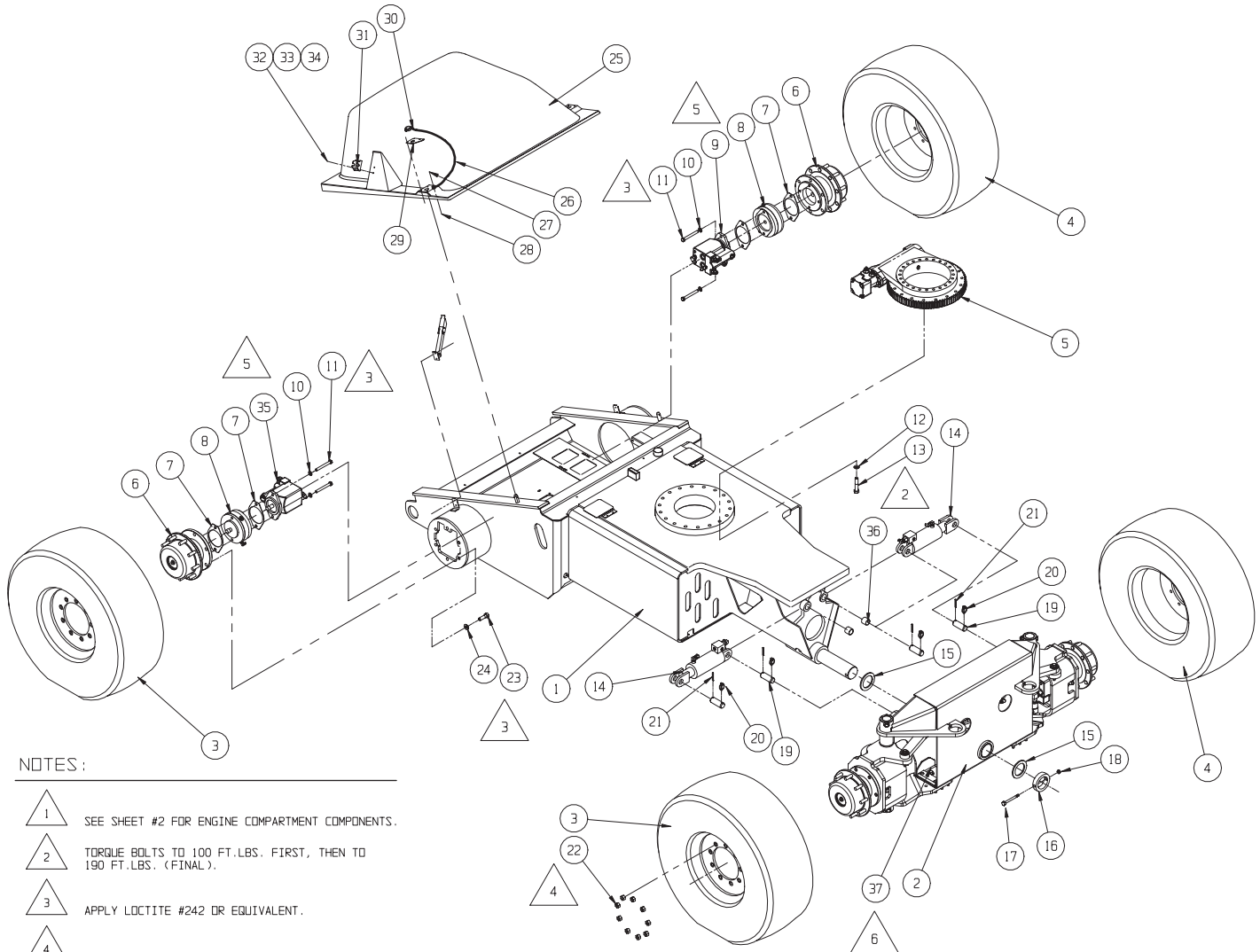


# Chassis Assembly - Diesel

## 068316-016

ITEM	PART NO.	DESCRIPTION	QTY
1	068870-001	CHASSIS WELDMENT R/T	1
2	109114-000	FRONT AXLE ASSEMBLY	1
3	068327-004	TIRE/WHEEL ASSY. R.H.	2
4	068327-005	TIRE/WHEEL ASSY. L.H.	2
5	109117-000	SLEW DRIVE ASSEMBLY	1
6	109087-000	HUB - PLANETARY	2
7	100388-000	GASKET	4
8	109113-000	BRAKE ASSEMBLY	2
9	109112-000	MOTOR ASSEMBLY-LEFT REAR	1
10	011239-008	WASHER, FLAT ASTM A325 1/2"	4
11	011256-034	HHCS 1/2-13 X 4-1/4 GRADE 5	4
12	011297-010	WASHER, BELLVILLE 5/8	18
13	011291-032	HHCS 5/8-11 X 4, GRADE 8	18
14	109093-000	AXLE LOCK CYLINDER ASSY	2
15	068869-001	THRUST RING (UHMW)	2
16	068847-000	AXLE RETAINER	1
17	011257-042	HHCS 5/8-11 X 5-1/4, GRADE 5	1
18	011248-010	NUT, HEX 5/8-11 ESNA	1
19	068906-000	CYLINDER PIN	4

ITEM	PART NO.	DESCRIPTION	QTY
20	068898-002	LYNCH PIN	4
21	011737-016	ROLLPIN 1/4 DIA. X 2" LG.	4
22	011469-005	LUG NUT, 9/16-18NF 90	36
23	011257-012	HHCS, 5/8-11 X 1 1/2, GRADE 5	12
24	011239-010	WASHER, FLAT ASTM A325 5/8"	12
25	068916-000	ENGINE COWLING	1
26	063783-002	LANYARD ASSY. X 5-1/2	2
27	011252-004	HHCS 1/4-20 X 1/2, GRADE 5	2
28	011246-004	HEX NUT 1/4-20 ESNA THIN	2
29	068878-000	COWLING PLATE	2
30	068898-001	LYNCH PIN	2
31	068904-000	DRAW LATCH	2
32	013965-006	HHCS 10-24 X 3/4, GRADE 5	8
33	011240-003	WASHER FLAT STD #10	8
34	011248-003	NUT, 10-24 ESNA	8
35	109111-000	MOTOR ASSEMBLY-RIGHT REAR	1
36	062642-023	BUSHING	2
37	065369-099	HOSE GUARD, NYLON	4 FT



### NOTES:

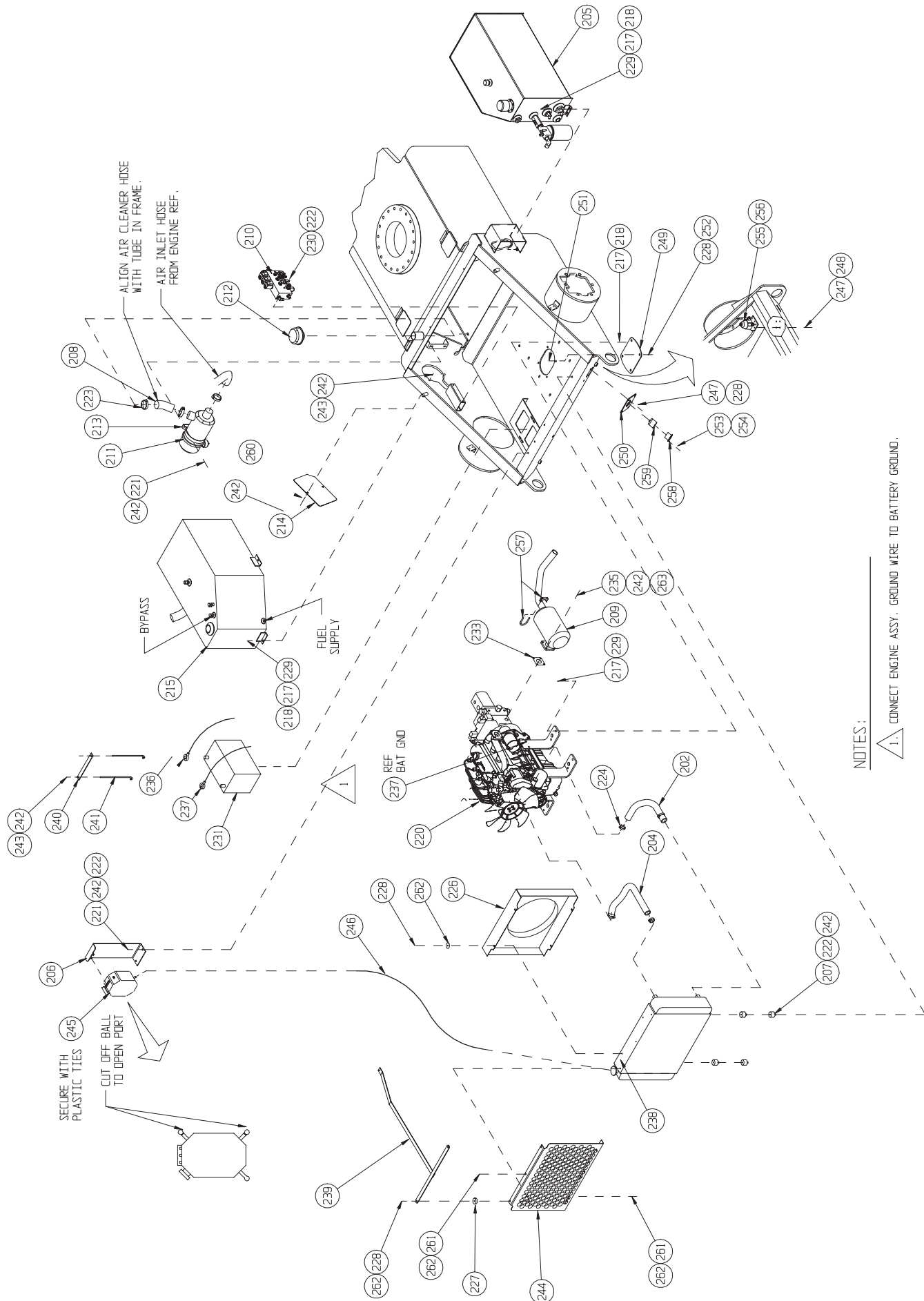
- 1 SEE SHEET #2 FOR ENGINE COMPARTMENT COMPONENTS.
- 2 TORQUE BOLTS TO 100 FT.LBS. FIRST, THEN TO 190 FT.LBS. (FINAL).
- 3 APPLY LOCTITE #242 OR EQUIVALENT.
- 4 TORQUE LUG NUTS TO 85-90 FT. LBS.
- 5 NOTE ORIENTATION OF THE HOLES TO ITEMS 6 & 8 (REAR).
- 6 ROUTE DRIVE MOTOR HOSES THROUGH ITEM #37.

UNLESS OTHERWISE SPECIFIED:  
TORQUE ALL FASTENERS TO UPRIGHT SPEC. #105.00  
TORQUE ALL FITTINGS TO UPRIGHT SPEC. #106.00

**068316-016 #2 of 2**

ITEM	PART NO.	DESCRIPTION	QTY	ITEM	PART NO.	DESCRIPTION	QTY
202	109077-000	RADIATOR HOSE, BOTTOM (KUBOTA)	1	236	064275-048	BATTERY CABLE, POSITIVE (48")	1
204	109076-000	RADIATOR HOSE, TOP (KUBOTA)	1	237	064275-034	BATTERY CABLE, NEGATIVE (34")	1
205	069205-000	HYDRAULIC TANK ASSY. R/T (28 GAL)	1	238	068887-000	RADIATOR, R/T	1
206	068909-000	BRACKET, OVERFLOW TANK	1	239	069229-000	RADIATOR, SUPPORT BRKT	1
207	068774-000	VIBRATION ISOLATOR	4	240	068549-000	HOLD DOWN BAR, BATTERY	1
208	068890-000	INLET HOSE, AIR FILTER	1	241	012039-000	ROD, BATTERY HOLD DOWN	2
209	068915-001	MUFFLER-RT	1	242	011240-005	WASHER, FLAT STD 5/16	10
210	109109-000	VALVE BLOCK ASSY. R/T DRIVE	1	243	011250-005	NUT, HEX 5/16-18UNC	2
211	068903-000	AIR CLEANER	1	244	068863-000	GRILL, RADIATOR	1
212	068903-001	RAIN CAP, AIR CLEANER	1	245	068966-000	OVERFLOW BOTTLE	1
213	068903-002	CLAMP, AIR CLEANER	1	246	REF.	TUBE (SUPPLIED WITH ITEM 245)	1
214	068866-000	ACCESS COVER	1	247	011248-004	LOCKNUT, 1/4-20UNC. ESNA	5
215	068710-001	FUEL TANK ASSY. DIESEL	1	248	011252-008	SCR, HHC. 1/4-20UNC X 1	2
217	011240-006	WASHER, FLAT STD. 3/8	14	249	109130-000	DRAIN COVER	1
218	011248-006	LOCKNUT, HEX. 3/8-16UNC ESNA	16	250	068865-000	OUTLET PLATE	1
220	068872-010	ENGINE ASSY. R/T KUBOTA DIESEL	1	251	014252-004	NUTSERT 1/4-20 UNC	8
221	011253-008	SCRW, HHC. 5/16-18UNC X 1	2	252	011238-004	LOCKWASHER 1/4 SPLIT 1/2	6
222	011248-005	LOCKNUT, HEX. 5/16-18UNC ESNA.	4	253	011715-004	SCREW RD HD #6-32 X 1/2	2
223	020541-018	HOSE CLAMP	3	254	011248-047	LOCKNUT #6-32 HEX	2
224	020541-011	HOSE CLAMP	4	256	029945-014	LEVEL SENSOR	1
226	109079-000	WELDMENT - FAN SHROUD	1	257	013259-006	MUFFLER CLAMP, 1 1/2"	1
227	068934-000	SHROUD SPACER	2	258	029961-000	INLET	1
228	011252-006	SCR, HHC. 1/4-20UNC X 3/4 LG.	11	259	029961-001	SEAL	1
229	011254-012	SCRW. HHC. GR5 3/8-16UNC X 1-1/2	13	260	011253-010	SCREW HHC 5/16-18 X 1-1/4	2
230	011253-022	SCRW, HHC. 5/16-18UNC X 2-3/4	2	261	011252-004	SCREW HHC 1/4-20 X 1/2	4
231	062299-002	BATTERY, 12 VDC	1	262	011240-004	WASHER FLAT STD 1/4	8
233	REF	EXHAUST GASKET (SUPPLIED W/ENGINE)	1	263	011238-005	LOCKWASHER, 5/16 SPLIT	4
235	063961-030	SCR, HHC. M8-1.25 X 30MM LG.	4				

## UpRight Drawing: 068316-016 #2 of 2

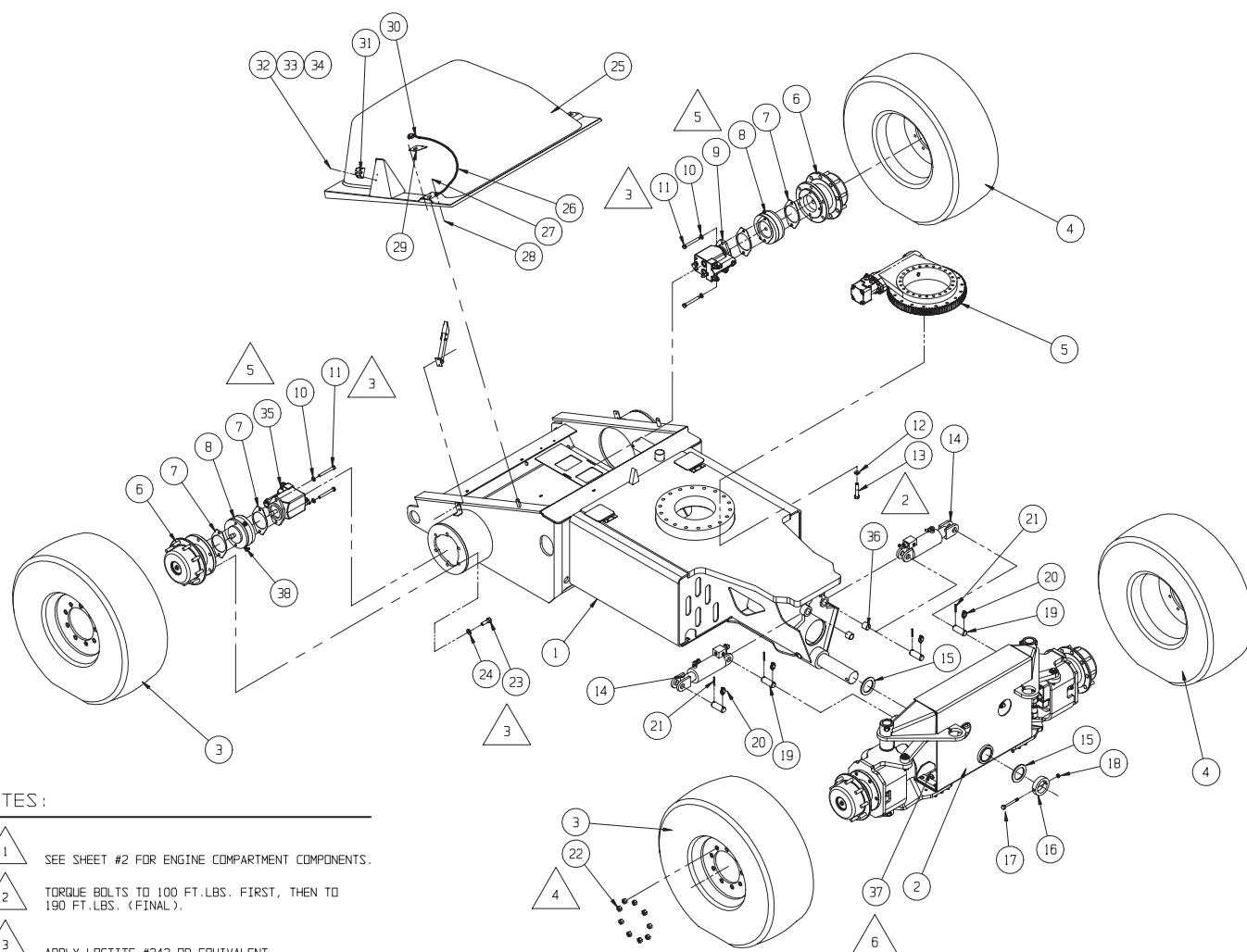


# Chassis Assembly - Dual Fuel

## 068316-015

ITEM	PART NO.	DESCRIPTION	QTY
1	068870-001	CHASSIS WELDMENT R/T	1
2	109114-000	FRONT AXLE ASSEMBLY	1
3	068327-004	TIRE/WHEEL ASSY. R.H.	2
4	068327-005	TIRE/WHEEL ASSY. L.H.	2
5	109117-000	SLEW DRIVE ASSEMBLY	1
6	109087-000	HUB - PLANETARY	2
7	100388-000	GASKET	4
8	109113-000	BRAKE	2
9	109112-000	MOTOR ASSEMBLY-LEFT REAR	1
10	011239-008	WASHER, FLAT ASTM A325 1/2"	4
11	011256-034	HHCS 1/2-13 X 4-1/4 GRADE 5	4
12	011297-010	WASHER, BELLVILLE 5/8	18
13	011291-032	HHCS 5/8-11 X 4, GRADE 8	18
14	109093-000	AXLE LOCK CYLINDER ASSY	2
15	068869-001	THRUST RING (UHMW)	2
16	068847-000	AXLE RETAINER	1
17	011257-042	HHCS 5/8-11 X 5-1/4, GRADE 5	1
18	011248-010	NUT, HEX 5/8-11 ESNA	1
19	068906-000	CYLINDER PIN	4

ITEM	PART NO.	DESCRIPTION	QTY
20	068898-002	LYNCH PIN	4
21	011737-016	ROLLPIN 1/4 DIA. X 2" LG.	4
22	011469-005	LUG NUT, 9/16-18NF 90	36
23	011257-012	HHCS, 5/8-11 X 1 1/2, GRADE 5	12
24	011239-010	WASHER, FLAT ASTM A325 5/8"	12
25	068916-000	ENGINE COWLING	1
26	063783-002	LANYARD ASSY. X 5-1/2	2
27	011252-004	HHCS 1/4-20 X 1/2, GRADE 5	2
28	011246-004	HEX NUT 1/4-20 ESNA THIN	2
29	068878-000	COWLING PLATE	2
30	068898-001	LYNCH PIN	2
31	068904-000	DRAW LATCH	2
32	013965-006	HHCS 10-24 X 3/4, GRADE 5	8
33	011240-003	WASHER FLAT STD #10	8
34	011248-003	NUT, 10-24 ESNA	8
35	109111-000	MOTOR ASSEMBLY-RIGHT REAR	1
36	062642-023	BUSHING	2
37	065369-099	HOSE GUARD, NYLON	4 FT



### NOTES:

- 1 SEE SHEET #2 FOR ENGINE COMPARTMENT COMPONENTS.
- 2 TORQUE BOLTS TO 100 FT.-LBS. FIRST, THEN TO 190 FT.-LBS. (FINAL).
- 3 APPLY LOCTITE #242 OR EQUIVALENT.
- 4 TORQUE LUG NUTS TO 85-90 FT. LBS.
- 5 NOTE ORIENTATION OF THE HOLES TO ITEMS 6 & 8 (REAR).
- 6 ROUTE DRIVE MOTOR HOSES THROUGH ITEM #37.

UNLESS OTHERWISE SPECIFIED:  
TORQUE ALL FASTENERS TO UPRIGHT SPEC. #105.00  
TORQUE ALL FITTINGS TO UPRIGHT SPEC. #106.00

**068316-015 #2 of 3**

ITEM	PART NO.	DESCRIPTION	QTY
201	109121-000	RADIATOR HOSE, BOTTOM	1
202	109096-000	ENGINE MOUNT - NISSAN REAR	2
203	109120-000	RADIATOR HOSE, TOP	1
204	109100-000	EXHAUST FLANGE ADAPTOR (PREASSEM)	REF
205	069205-000	HYDRAULIC TANK ASSY. R/T (28 GAL)	1
206	068909-000	BRACKET, OVERFLOW TANK	1
207	068774-000	VIBRATION ISOLATOR	2
208	068890-000	INLET HOSE, AIR FILTER	1
209	068915-001	MUFFLER-RT	1
210	109109-000	VALVE BLOCK ASSY. R/T DRIVE	1
211	068903-000	AIR CLEANER	1
212	068903-001	RAIN CAP, AIR CLEANER	1
213	068903-002	CLAMP, AIR CLEANER	1
214	068866-000	ACCESS COVER	1
215	-	SCRW, SOC. HD. M8-1.25 X 30 MM.	REF
216	109052-000	FUEL TANK ASSY	1
217	011240-006	WASHER, FLAT STD. 3/8	10
218	011248-006	LOCKNUT, HEX. 3/8-16UNC ESNA	10
219	109131-000	ENGINE ASSY. R/T NISSAN	1
221	011253-008	SCRW, HHC. 5/16-18UNC X 1	8
222	011248-005	LOCKNUT, HEX. 5/16-18UNC ESNA.	6
223	020541-018	HOSE CLAMP	2
224	020541-011	HOSE CLAMP	4
225	068941-000	HEAT SHIELD	1
226	109079-002	FAN SHROUD	1
228	011252-006	SCR, HHC. 1/4-20UNC X 3/4 LG.	10
229	011254-010	SCRW, HHC. GR5 3/8-16UNC X 1-1/4	10
230	011253-022	SCRW, HHC. 5/16-18UNC X 2-3/4	2
231	062299-002	BATTERY, 12 VDC	1
232	-	GASKET(PREASSEMBLED TO ENGINE)	REF
233	068961-000	GASKET (INCLUDED WITH ENGINE)	REF
236	064275-048	BATTERY CABLE, POSITIVE (48")	1
237	064275-034	BATTERY CABLE, NEGATIVE (34")	1
238	068887-000	RADIATOR, R/T	1
239	069229-001	RADIATOR SUPPORT BRKT WELDMENT	1
240	068549-000	HOLD DOWN BAR, BATTERY	1
241	012039-000	ROD, BATTERY HOLD DOWN	2
242	011240-005	WASHER, FLAT STD 5/16	8
243	011250-005	NUT, HEX 5/16-18UNC	4

ITEM	PART NO.	DESCRIPTION	QTY
244	068863-000	GRILL, RADIATOR	1
245	068966-000	OVERFLOW BOTTLE	1
246	REF.	TUBE (SUPPLIED WITH ITEM 245)	1
247	011248-004	LOCKNUT, 1/4-20UNC. ESNA	9
248	011252-008	SCR, HHC. 1/4-20UNC X 1	2
249	109130-000	COVER - ACCESS	1
250	068865-000	OUTLET PLATE	1
251	014252-004	NUTSERT 1/4-20 UNC	4
252	011238-004	LOCKWASHER 1/4 SPLIT	4
253	011715-004	SCREW RD HD #6-32 X 1/2	2
254	011248-047	LOCKNUT #6-32 HEX	2
255	013259-006	MUFFLER CLAMP, 1 1/2"	1
256	029945-014	LEVEL SENSOR (DOM)	REF
257	020541-003	HOSE CLAMP #6	8
258	029961-000	INLET	1
259	029961-001	SEAL	1
260	011253-010	SCREW HHC 5/16-18 X 1-1/4	2
261	011252-004	SCREW HHC 1/4-20 X 1/2	4
262	011240-004	WASHER FLAT STD 1/4	7
263	011256-016	SCREW HHC 1/2-13 X 2	2
265	020398-012	CLAMP - LOWER RADIATOR HOSE	2
266	011840-008	SCREW, HWH TYPE-F. #10-24 UNC X 1	2
267	011240-003	WASHER - FLAT #10	2
268	011248-003	LOCKNUT - #10-24 UNC ESNA	2
269	011252-006	SCREW, HHC 1/4-20 UNC X 3/4	3
†271	-	CLAMP, HOSE, 1 5/8"	2
†272	-	CLAMP, HOSE, 2 1/8"	1
273	029480-099	WIRE, 10 GA RED	.8FT
274	029601-021	CONN. RING (12-10GA) 3/8	2
†275	-	FILTER, LPG	1
†276	-	FILTER, GAS	1
†277	-	PUMP, GAS	1
†278	-	FITTING, STR	1
†279	-	FITTING, 90	1
†280	-	FITTING, STR BARBED	1
†281	109150-010	WIRE HARNESS - NISSAN ENGINE	1
†282	109150-011	WIRE HARNESS - NISSAN ENGINE	1
283	067615-048	LPG HOSE ASSY, 5/16 X 26" LG	2
284	012733-099	HOSE, FUEL 5/16	A/R

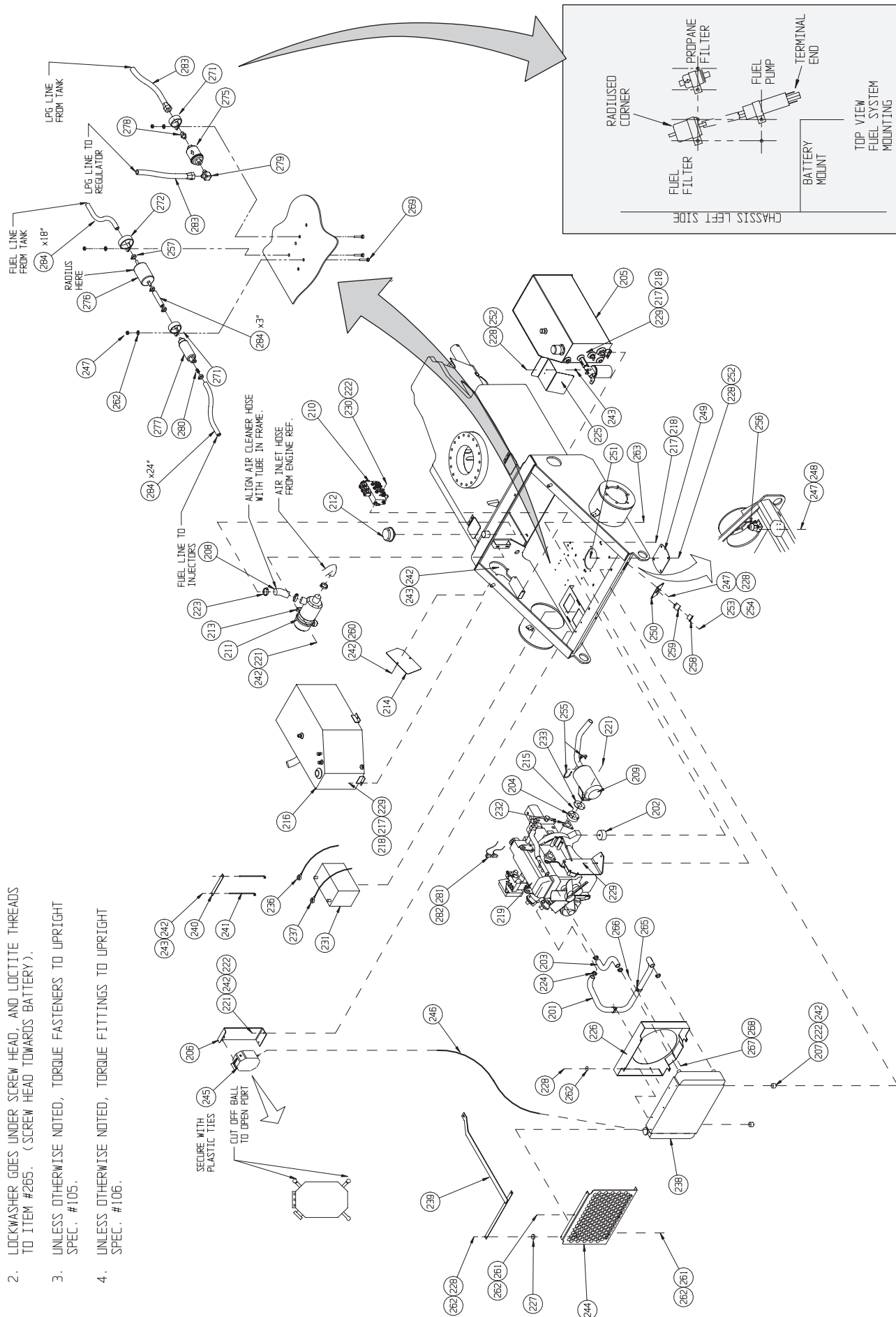
†Included with Nissan Engine #109150-000



## UpRight Drawing: 068316-015 #2 of 3

## NOTES:

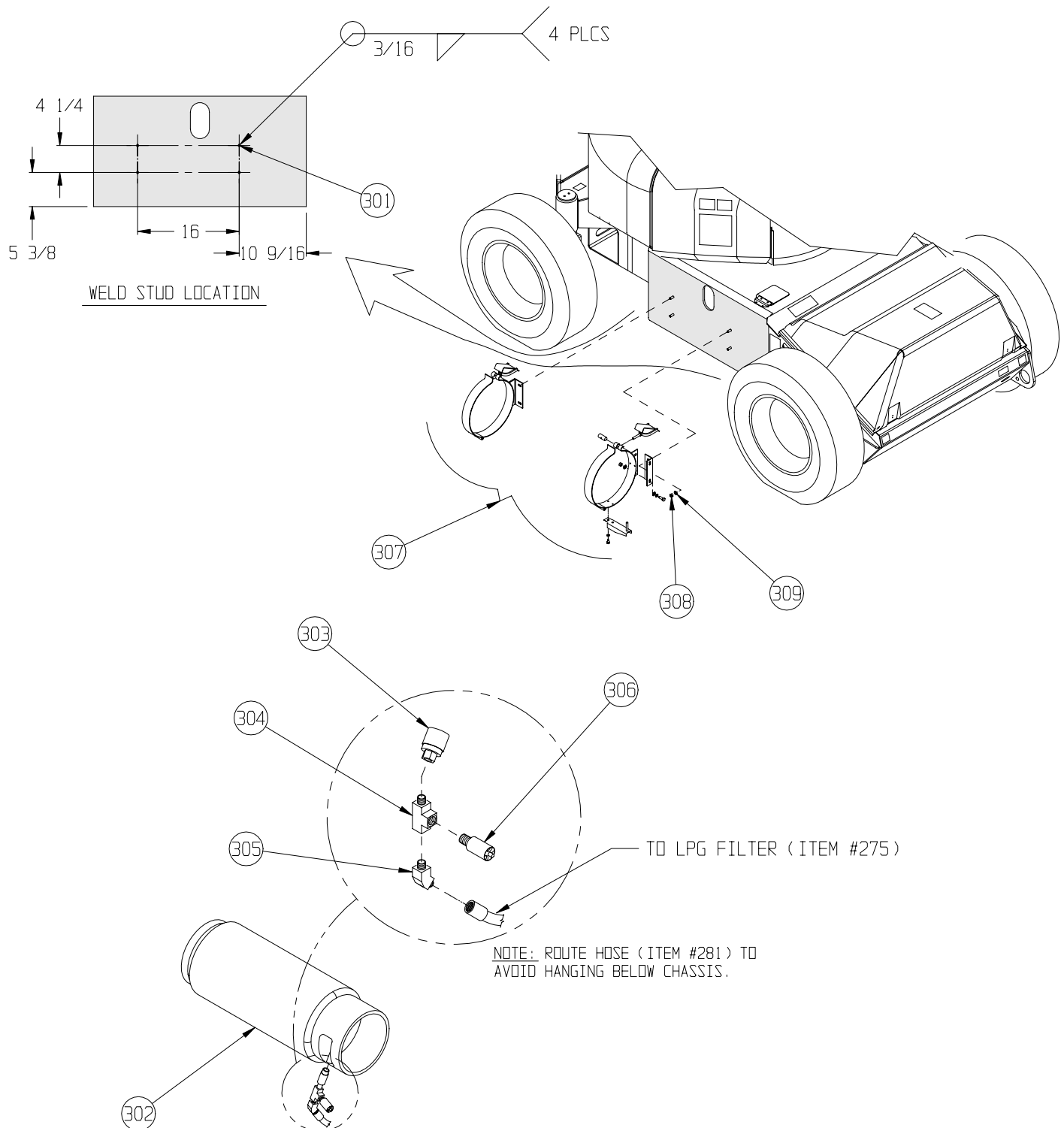
1. CONNECT ENGINE ASSY. GROUND WIRE TO BATTERY GROUND.
2. LOCKWASHER GOES UNDER SCREW HEAD, AND LOCTITE THREADS TO ITEM #265. (SCREW HEAD TOWARDS BATTERY).
3. UNLESS OTHERWISE NOTED, TORQUE FASTENERS TO UPRIGHT SPEC. #105.
4. UNLESS OTHERWISE NOTED, TORQUE FITTINGS TO UPRIGHT SPEC. #106.



**068316-015 #3 of 3**

ITEM	PART NO.	DESCRIPTION	QTY
301	014250-003	WELD STUD, 3/8-16 UNC X 1	4
302	027934-003	TANK, PROPANE	1
303	067615-070	ADAPTER, LPG TANK (LP-20)	1
304	067615-074	FITTING, RUN TEE 1/4" NPT BRASS (LP-24)	1
305	068990-023	FITTING, FLARE 3/8 TUBE-1/4NPT45 EL (LP-33)	1

ITEM	PART NO.	DESCRIPTION	QTY
306	067615-075	VALVE, RELIEF (LP-25)	1
307	027823-000	MOUNTING BRACKET, PROPANE TANK	1
308	011248-006	LOCKNUT, 3/8-16 UNC ESNA	4
309	011240-006	WASHER, 3/8" FLAT	4



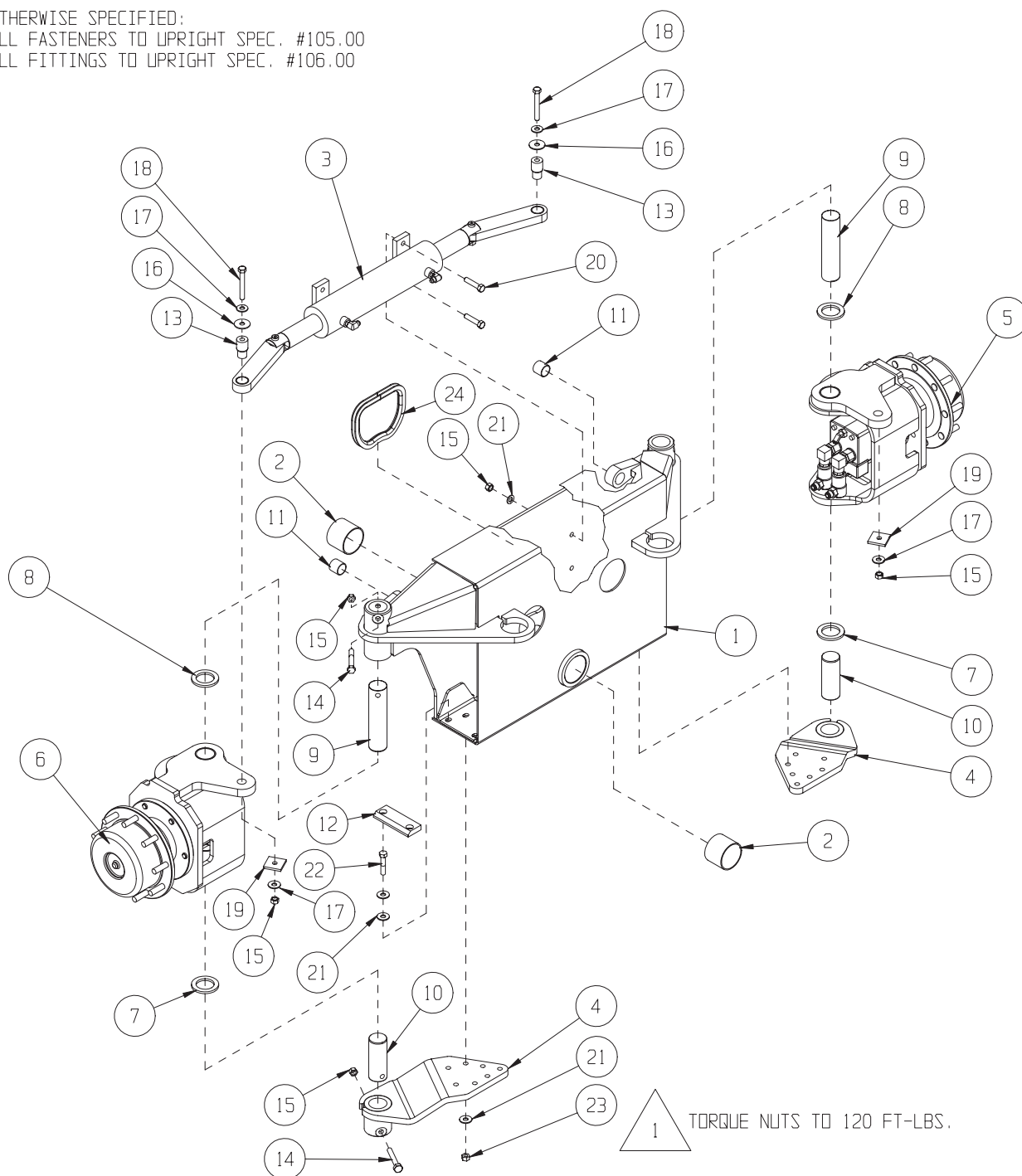
# Front Axle Assembly

## 109114-000

ITEM	PART NO.	DESCRIPTION	QTY
1	068835-001	FRONT AXLE WELDMENT	1
2	068576-001	BEARING	2
3	109092-000	STEERING CYLINDER ASSEMBLY	1
4	068838-101	STEERING PIVOT - MACHINED	2
5	109116-000	FRONT DRIVE ASSEMBLY LH	1
6	109115-000	FRONT DRIVE ASSEMBLY RH	1
7	068869-003	THRUST RING	2
8	068869-002	THRUST RING	2
9	109058-000	KING PIN, UPPER	2
10	109059-000	KING PIN, LOWER	2
11	062642-023	BEARING	2
12	109060-000	PAD, U.H.M.W.	2

ITEM	PART NO.	DESCRIPTION	QTY
13	068905-000	STEERING PIN	2
14	011256-030	HHCS 1/2-13 X 3 3/4 GRADE 5	4
15	011248-008	LOCKNUT, HEX ESNA 1/2-13	10
16	011225-008	WASHER, FENDER 1/2"	2
17	011240-008	WASHER, FLAT STD 1/2"	4
18	011256-030	HHCS 1/2-13 X 3 3/4, GRADE 5	2
19	068959-003	WASHER SQ. STL. 2 X 2 X 1/4	2
20	011256-018	HHCS 1/2-13 X 2 1/4, GRADE 5	4
21	011239-008	WASHER, FLAT ASTM A325 1/2"	40
22	011266-220	HHCS 1/2-20 X 2 1/2, GRADE 8	12
23	011249-108	LOCKNUT, HEX ESNA 1/2-20	12
24	067805-099	EDGE PROTECTOR	A/R

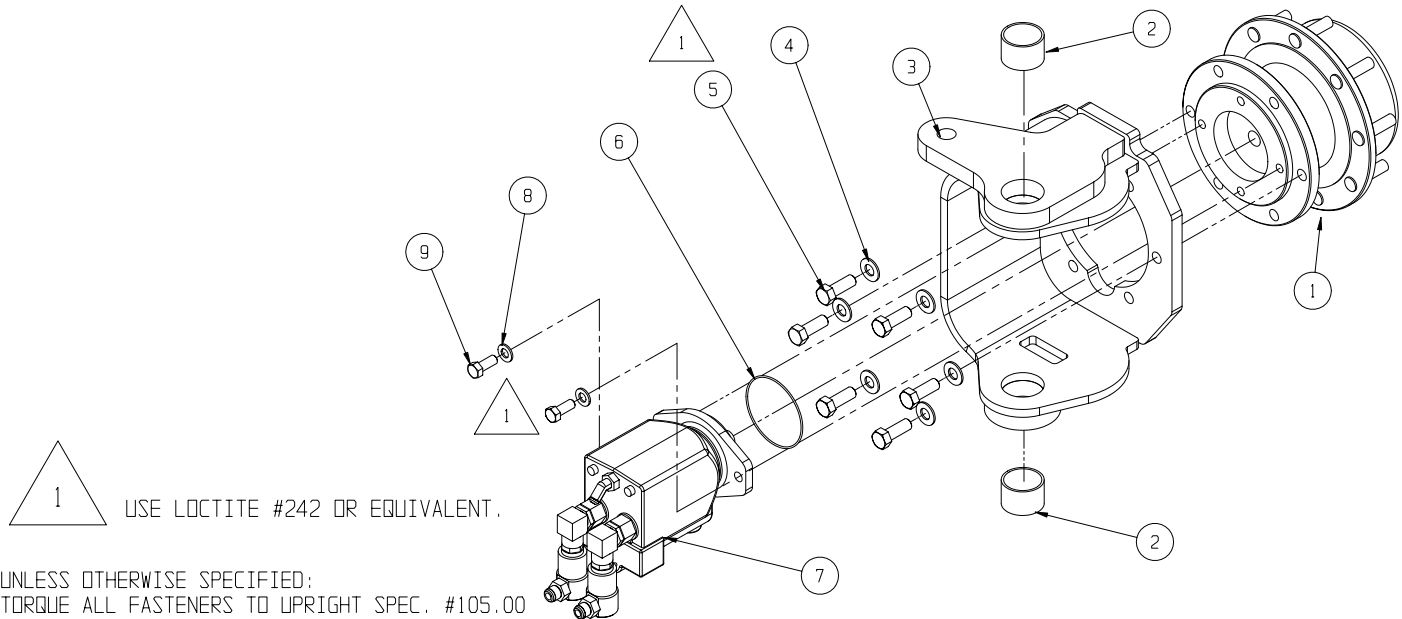
UNLESS OTHERWISE SPECIFIED:  
TORQUE ALL FASTENERS TO UPRIGHT SPEC. #105.00  
TORQUE ALL FITTINGS TO UPRIGHT SPEC. #106.00



Drive Assembly - Front Right  
109115-000

ITEM	PART NO.	DESCRIPTION	QTY
1	109087-000	HUB - PLANETARY	1
2	068899-001	BEARING	2
3	109064-001	WELDMENT - RH YOKE - MACHINED	1
4	011239-010	WASHER, FLAT ASTM A325 5/8"	6
5	011257-014	HHCS 5/8-11 X 1 3/4 GRADE 5	6

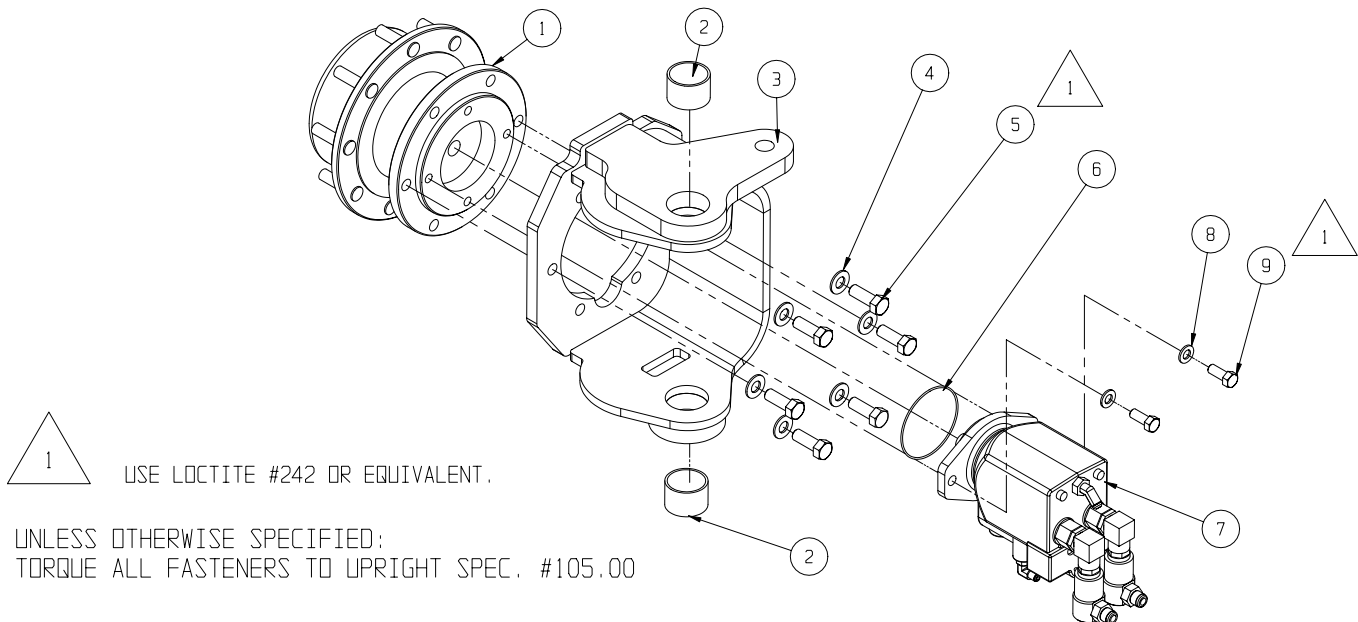
ITEM	PART NO.	DESCRIPTION	QTY
6	013888-063	O-RING	1
7	109110-000	MOTOR ASSEMBLY - FRONT	1
8	011239-008	WASHER, FLAT ASTM A325 1/2"	2
9	014033-010	HHCS 1/2-13 X 1 1/4 GRADE 8	2



Drive Assembly - Front Left  
109116-000

ITEM	PART NO.	DESCRIPTION	QTY
1	109087-000	HUB - PLANETARY	1
2	068899-001	BEARING	2
3	109064-002	WELDMENT - LH YOKE - MACHINED	1
4	011239-010	WASHER, FLAT ASTM A325 5/8"	6
5	011257-014	HHCS 5/8-11 X 1 3/4 GRADE 5	6

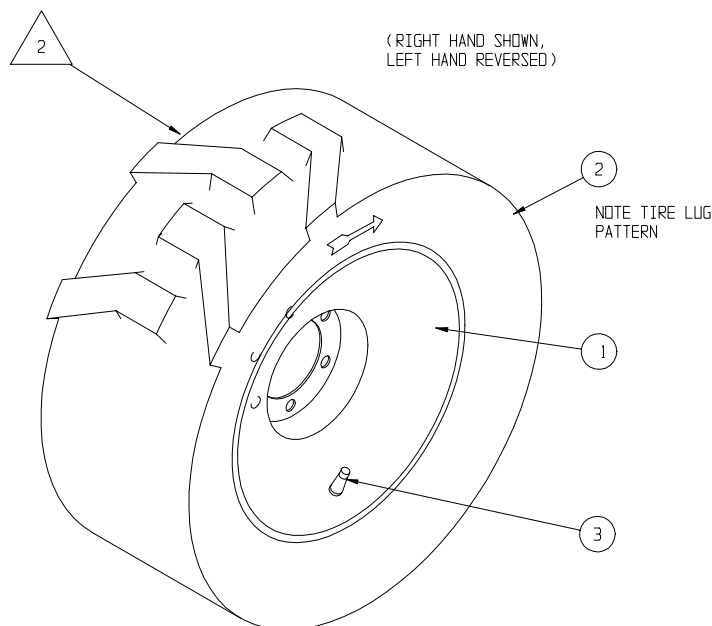
ITEM	PART NO.	DESCRIPTION	QTY
6	013888-063	O-RING	1
7	109110-000	MOTOR ASSEMBLY - FRONT	1
8	011239-008	WASHER, FLAT ASTM A325 1/2"	2
9	014033-010	HHCS 1/2-13 X 1 1/4 GRADE 8	2



# Tire and Wheel Assembly

## 068327-004/-005

ITEM	PART NO.	DESCRIPTION	-00 RIGHT	-005 LEFT
			QTY	QTY
1	068881-000	WHEEL, 10.5 X 17.5 9 HOLES	1	1
2	068880-001	TIRE, 14 - 17.5 NHS 14 PLY	1	1
3	012282-001	VALVE STEM	1	1



## NOTES:

1. FILL TIRE & WHEEL ASSY WITH 110-115 FL. OZ. OF TRAC SEAL (OR EQUIV) TIRE SEALANT. INFLATE TO 55 PSI MIN TIRE PRESSURE. -TRAC SEAL REQ. WT.= 11.8 LBS (REF)

2. BRAND BACKSIDE OF TIRE/WHEEL ASSY AS FOLLOWS:  
"UPRIGHT 6KT"  
SPACE LAST DIGIT OF YEAR WHEN TIRE WAS FILLED. TIRE SEALANT LETTER CORRESPONDING TO MONTH: (JAN=A ETC)

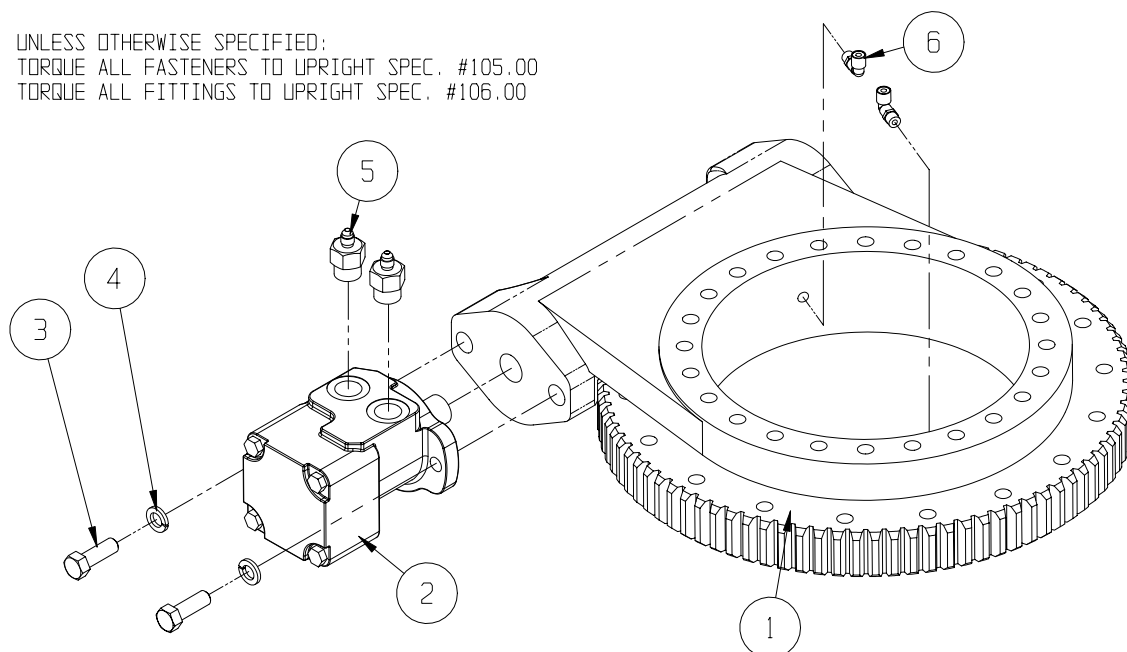
# Slew Drive Assembly

## 109117-000

ITEM	PART NO.	DESCRIPTION	QTY
1	068571-000	DRIVE, WORM GEAR	1
2	068575-000	MOTOR - HYDRAULIC	1
3	011256-012	HHCS 1/2-13 X 1-1/2 GRADE 5	2

ITEM	PART NO.	DESCRIPTION	QTY
4	011238-008	WASHER, SPLIT LOCK 1/2"	2
5	011941-038	FITTING, STRAIGHT 10MB-4MJ	2
6	068680-007	FITTING, ELBOW 90	2

UNLESS OTHERWISE SPECIFIED:  
TORQUE ALL FASTENERS TO UPRIGHT SPEC. #105.00  
TORQUE ALL FITTINGS TO UPRIGHT SPEC. #106.00



# Turret Assembly

## 116011-000

ITEM	PART NO.	DESCRIPTION	QTY
1	068392-000	TURRET POST WELDMENT	1
2	068485-000	STOP WELDMENT	1
3	068319-000	SHIM, 16GA, REST PAD	A/R
4	068319-001	SHIM, 10GA, REST PAD	A/R
5	068660-000	REST PAD	2
6	011291-032	SCREW, HHC 5/8-11 X 4 GR 8	24
7	068478-000	TUBE, STL 1"O.D. X .120W X 3.10" LG	1
8	011248-012	NUT, HEX ESNA 3/4-10 ESNA	1
9	011240-012	WASHER 3/4 STL	2
10	068720-002	NEOPRENE SPRING CYLINDER-POLY.	1
11	014099-036	SCREW, HHC 3/4-10 X 4-1/2	1
12	068472-000	SHIM RING	1
13	011248-004	NUT, HEX ESNA 1/4-20	18
14	068656-000	COVER TRIM, GROUND CONTROL	1
15	068653-000	COUNTER WEIGHT, LEFT SIDE	1
16	068652-000	COUNTER WEIGHT, REAR	1
17	068654-000	COUNTER WEIGHT, RIGHT SIDE	1
18	068657-000	COVER TRIM, VALVE BLOCK	1
19	014099-012	SCREW HHC, 3/4-10UNC X 1-1/2	2
20	014918-020	SCREW HHC, 1-8UNC X 2-1/2	6
21	011239-012	WASHER FLAT ASTM 3/4" A325	2
22	011240-016	WASHER FLAT 1" STD	6
23	REF	LOWER CONTROL BOX	REF
24	011297-010	BELLEVILLE WASHER 5/8 DIA	24
25	011240-004	WASHER, 1/4 FLAT STD	20
26	029958-001	HORN, 12 VOLT	1

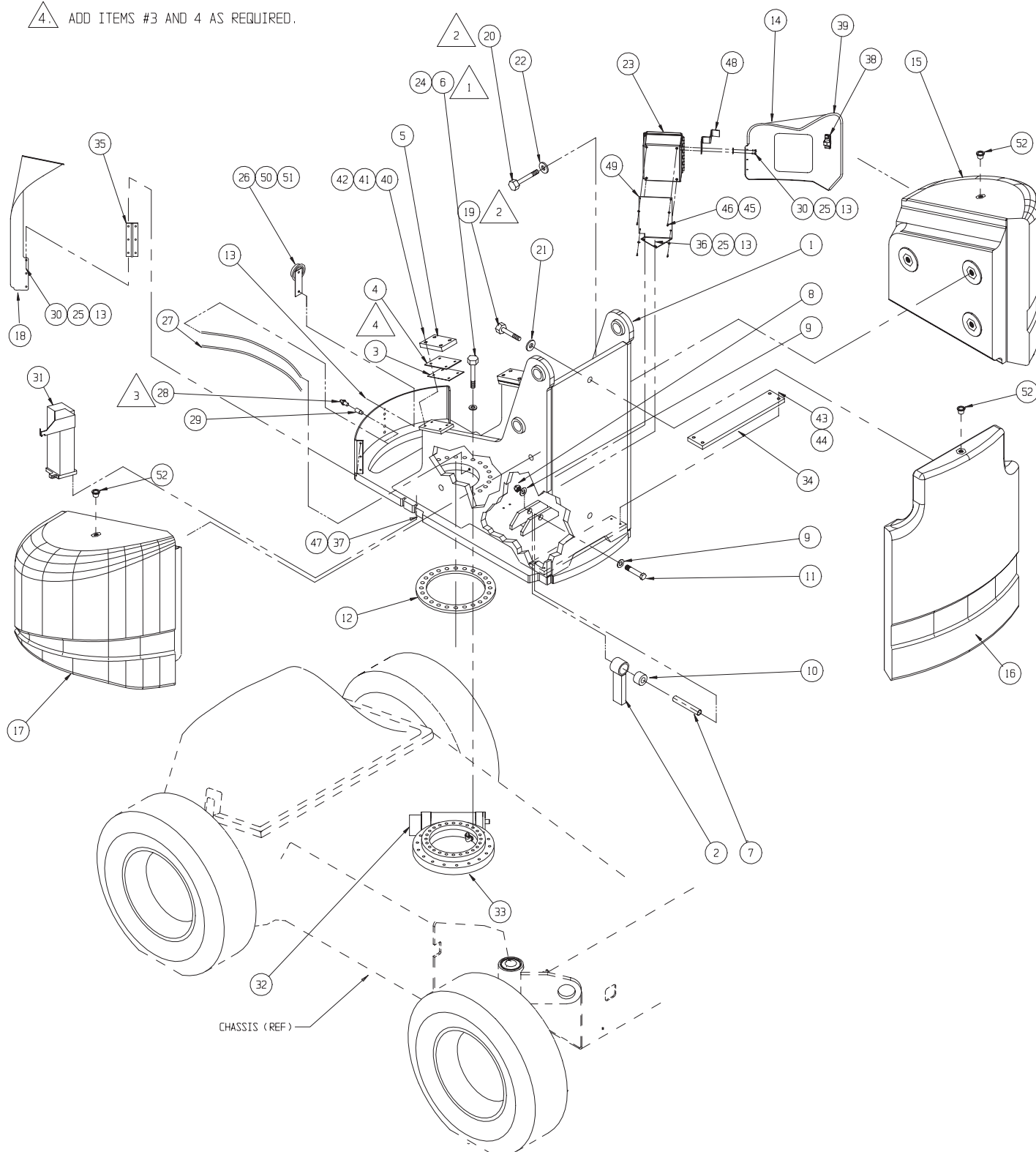
ITEM	PART NO.	DESCRIPTION	QTY
27	068678-024	TUBING, POLYURETHANE 24"	2
28	013336-001	FITTING, GREASE	2
29	068679-003	FITTING, BULKHEAD	2
30	011252-006	SCREW, HHC 1/4-20 X 3/4	14
31	116013-000	VALVE BLOCK ASSY-I/C RT	1
32	068575-000	MOTOR, WHITE HYD	REF
33	REF	DRIVE WORM GEAR (68571)	REF
34	068660-001	REST PAD	2
35	068759-000	HINGE, TURRET COVER	2
36	011240-018	SCRW HHC 1/4-20 UNC X 2 1/4	2
37	011256-010	SCRW HHC GR5 1/2-13 X 1 1/4	2
38	068757-002	LATCH, SOUTHCO	2
39	061692-099	GROMMET MATERIAL	10 FT
40	011253-012	SCRW HHC GR5 5/16-18 X 1-1/2	8
41	011248-005	NUT HEX 5/16-18 ESNA	8
42	014996-005	WASHER 5/16 FLAT SAE	12
43	011253-008	SCRW HHC GR5 5/16-18 X 1	4
44	011238-005	WASHER, SPLIT LOCK 5/16	4
45	011709-006	SCRW RND HD #10-32 UNF X 3/4	4
46	011240-003	WASHER, FLAT #10	4
47	011238-008	WASHER, SPLIT LOCK 1/2	2
48	116044-000	LATCH BRACKET	1
49	116043-000	BRACKET - LOWER CONTROL BOX	1
50	011248-006	NUT 3/8-UNC ESNA	1
51	011254-010	SCREW HHC GR5 3/8-UNC X X1 1/4	1
52	109104-000	CAP PLUG WW8	3

**UpRight Drawing: 116011-000**

## NOTES:

1. APPLY PRIMER TO BOLT THREADS, FOLLOWING INSTRUCTIONS. APPLY BLUE LOCTITE (R42) TO THREADS AND TORQUE TO 100 FT/LBS, THEN 192 FT/LBS (FINAL).
2. APPLY PRIMER TO BOLT THREADS, FOLLOWING INSTRUCTIONS. APPLY BLUE LOCTITE (R42) TO THREADS AND TORQUE TO 200 FT/LBS, THEN 400 FT/LBS (FINAL) FOR 1" BOLTS; 90 FT/LBS, THEN 250 FT/LBS (FINAL) FOR 3/4" BOLTS.
3. INJECT THERMAL GREASE INTO SLEW RING VIA GREASE FITTINGS. MCMASTER-CARR# 10405K79 OR EQUAL.
4. ADD ITEMS #3 AND 4 AS REQUIRED.

UNLESS OTHERWISE NOTED:  
TORQUE FASTENERS TO UPRIGHT SPEC #105  
TORQUE FITTINGS TO UPRIGHT SPEC #106



# Lower Boom Linkage Assembly

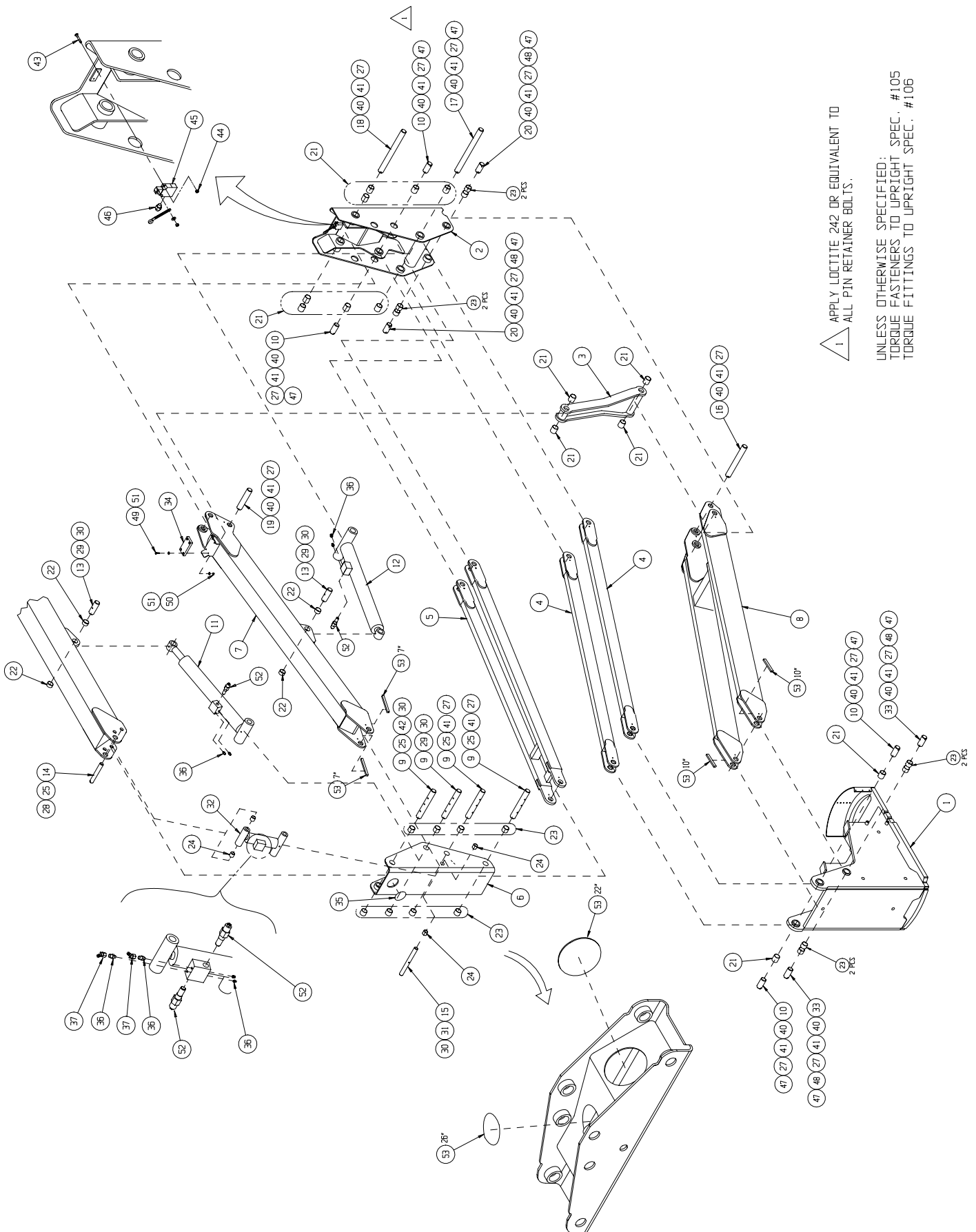
## 068323-000

ITEM	PART NO.	DESCRIPTION	QTY
1	068330-000	TURRET ASSEMBLY	REF
2	068397-000	RISER POST WELDMENT	1
3	068399-000	TENSION LINK WELDMENT	1
4	068400-000	1ST. TENSION RAIL WELDMENT	2
5	068543-000	2ND. TENSION RAIL WELDMENT	1
6	068412-000	FRONT RISER WELDMENT	1
7	068415-000	2ND. RISER BOOM WELDMENT	1
8	068417-000	1ST. RISER BOOM WELDMENT	1
9	068475-000	PIN, 1.75 DIA. X 12.50 LG.	4
10	068477-001	PIN, 1.75 DIA. X 4.00 LG.	4
11	068451-000	CYLINDER, BOOM RAISE	1
12	068450-000	CYLINDER, BOOM RISER	1
13	068477-007	PIN, 1.75 DIA. X 5.00 LG.	2
14	068796-002	PIN, 1.50 DIA. X 8.75 LG.	1
15	068796-001	PIN, 1.50 DIA. X 12.25 LG.	1
16	068477-005	PIN, 1.75 DIA. X 13.75 LG.	1
17	068477-003	PIN, 1.75 DIA. X 19.63 LG.	1
18	068477-002	PIN, 1.75 DIA. X 16.50 LG.	1
19	068477-006	PIN, 1.75 DIA. X 8.63 LG.	1
20	068794-000	PIN, 1.75 DIA. X 5.88 LG.	2
21	062642-034	BUSHING, 1.75 X 2 (28DU32)	14
22	062642-028	BUSHING, 1.75 X 1 (28DU16)	4
23	062642-031	BUSHING, 1.75 X 1.50 (28DU24)	16
24	062642-036	BUSHING, 1.50 X 1.25 (24DU20)	4
25	065214-000	ROD END (PIN RETAINER) 3/8"	4

ITEM	PART NO.	DESCRIPTION	QTY
27	011238-006	LOCKWASHER, SPLIT RING 3/8	14
28	011254-012	SCR, HHC 3/8-16UNC X 1 1/2	1
29	011254-028	SCR, HHC 3/8-16UNC X 3 1/2	3
30	011248-006	LOCKNUT, HEX 3/8-16UNC (ESNA)	5
31	011254-024	SCR, HHC 3/8-16UNC X 3	1
32	068454-000	MASTER CYLINDER	1
33	068794-001	PIN	2
34	068660-000	REST PAD	1
35	066516-004	CAP, 4"	1
36	011941-004	FITTING, STR 6MB-4MJ	8
37	011932-001	FITTING, 45 4FJX-4MJ	2
40	065214-001	ROD END (PIN RETAINER) 1/2"	12
41	011254-010	SCREW HHC 3/8-16UNC X 1-1/4"	14
42	011254-014	SCREW HHC 3/8-16UNC X 1-3/4"	1
43	011709-010	SCREW RD HD 10-24 X 1-1/4"	2
45	068556-002	SWITCH & LEVER	1
46	029925-000	STRAIN RELIEF	1
47	011240-006	WASHER, 3/8" FLAT	9
48	011739-020	ROLL PIN 3/8 X 2-1/2	4
49	011253-010	SCREW HHC 5/16-18 UNC X 1 1/4	4
50	011248-005	LOCKNUT HEX 5/16-18 UNC ESNA	4
51	014996-005	WASHER 5/16 SAE FLAT	8
52	068778-013	VALVE, COUNTERBALANCE	4
53	067805-099	GROMET PROTECTIVE 1/4-1/2 FT.	7



## UpRight Drawing: 068323-000



# Upper Boom Linkage

## 068322-000

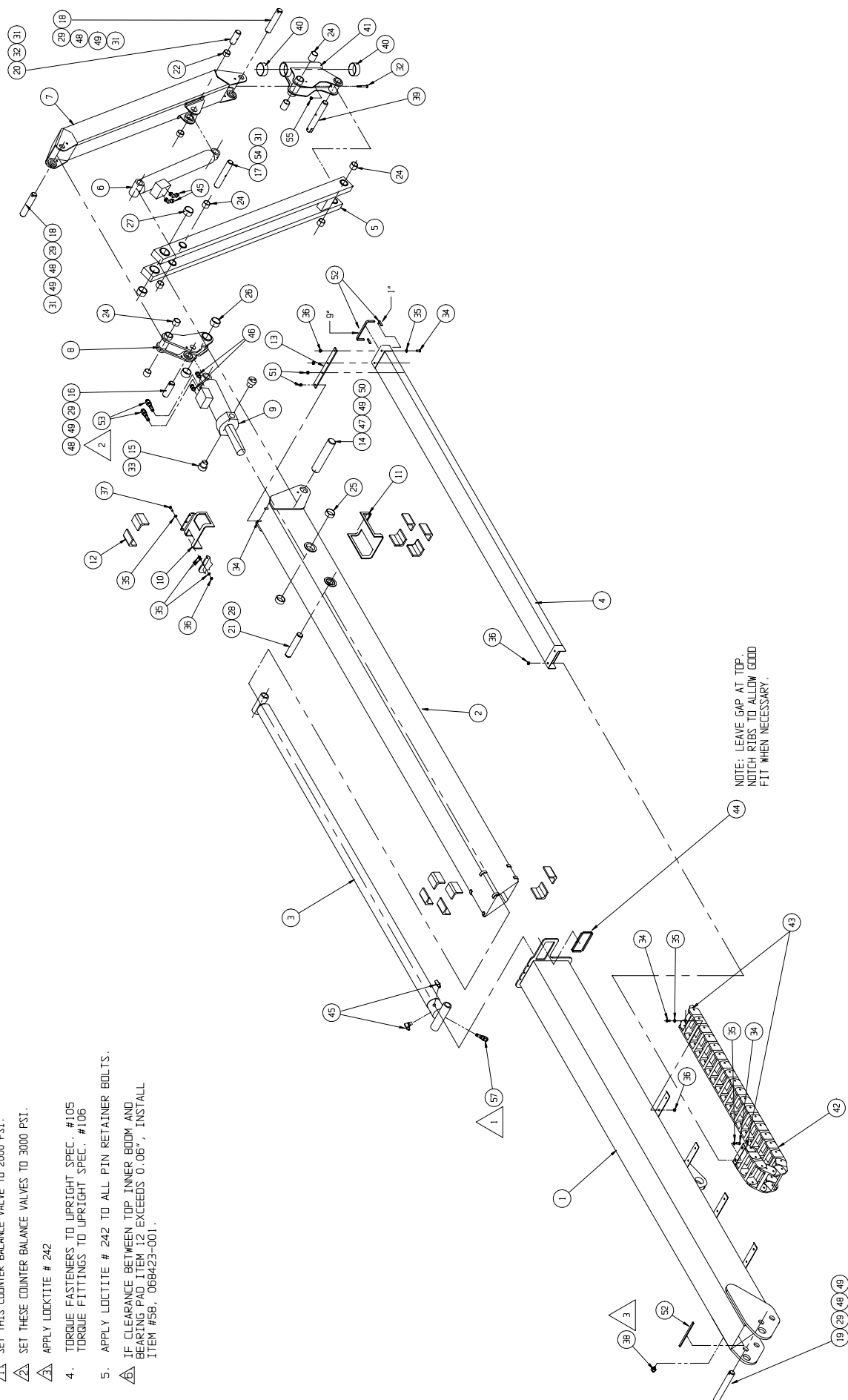
ITEM	PART NO.	DESCRIPTION	QTY
1	068497-000	TOP (OUTER) BOOM WELDMENT	1
2	068496-000	TOP (INNER) BOOM WELDMENT	1
3	068452-000	BOOM EXTEND CYLINDER	1
4	068479-000	EXTENSION TUBE WELDMENT	1
5	068447-000	LEVELING TUBE WELDMENT	1
6	068453-001	JIB CYLINDER	1
7	068439-000	JIB BOOM WELDMENT	1
8	068438-000	SWINGING FRAME WELDMENT	1
9	068455-000	SLAVE CYLINDER	1
10	068436-000	UPPER BEARING PAD CASSETTE	1
11	068435-000	LOWER BEARING PAD CASSETTE	1
12	068423-000	WEAR PAD, RED	12
13	068492-000	EXT. TUBE MTG. BRACKET	1
14	068477-006	PIN, JIB ASSY. PIVOT	1
15	068473-000	PIN, SLAVE CYL. TRUNNION	2
16	068476-005	PIN, SLAVE CYL. ROD END	1
17	068476-006	PIN, JIB CYL. BASE	1
18	068476-003	PIN, BOOM PIVOT	2
19	068476-002	PIN, TELESCOPIC CYL. BASE	1
20	068476-004	PIN, JIB CYL. ROD END	1
21	068474-000	PIN, TELESCOPIC CYL. ROD END	1
22	062642-024	BUSHING, 1.25 X.75 (20DU12)	2
24	062642-025	BUSHING, 1.25 X 1.75 (20DU28)	8
25	062642-027	BUSHING, 1.75 X .75 (28DU12)	2
26	062642-031	BUSHING, 1.75 X 1.50 (28DU24)	2
27	062642-029	BUSHING, 1.75 X 1.75 (28DU28)	2
28	011764-020	RETAINING RING, TRUARC #5100-125	2
29	065214-000	ROD END (PIN RETAINER)	4

ITEM	PART NO.	DESCRIPTION	QTY
31	011248-006	LOCKNUT, HEX. 3/8-16 UNC (ESNA)	4
32	011254-020	SCR, HHC 3/8-16 UNC X 2 1/2	2
33	012553-014	SCR, SOC HD. 1/4-20 UNC X 1 3/4	4
34	011822-006	SCR, BUTT. HD. 5/16-18 UNC X 3/4	8
35	014996-005	WASHER, FLAT 5/16 S.A.E.	30
36	011248-005	LOCKNUT, HEX. 5/16-18 UNC (ESNA)	12
37	011253-010	SCR, HHC. 5/16-18 X 1 1/4	6
38	062881-000	SWITCH, BALL DETENT	1
39	068508-000	PIN, LOWER	1
40	062642-040	BUSHING, 2.50 X 1.00 (40DU16)	2
41	068470-001	PIVOT BRACKET WELDMENT	1
42	068691-022	CAT TRACK (22 LINKS)	1
43	REF.	MOUNTING BRACKET (SET)	1
44	068701-099	WEAR STRIP, POLYETHYLENE	FT 1.33
45	011934-003	FITTING 6-4	4
46	011941-001	FITTING 6-4	2
47	065214-001	ROD END	1
48	011254-010	SCREW HHC 3/8-16UNC X 1 1/4	4
49	011238-006	WASHER, 3/8 SPLIT LOCK	5
50	011254-008	SCREW, HHC 3/8-16UNC X 1	1
51	011246-005	NUT, HEX ESNA 5/16-18UNC	2
52	061692-099	GROMMET (EDGE COVER) FT.	1.5
53	068778-013	VALVE, COUNTER BALANCE 3000 PSI	2
54	011254-022	SCREW HHC 3/8-16 UNC X 2 3/4	1
55	011248-005	NUT HEX ESNA 5/16-18UNC	1
57	068778-012	VALVE, COUNTER BALANCE 2000 PSI	1
58	068423-001	WEAR PAD, YELLOW	REF

## UpRight Drawing: 068322-000

## NOTES:

1. SET THIS COUNTER BALANCE VALVE TO 2000 PSI.
2. SET THESE COUNTER BALANCE VALVES TO 3000 PSI.
3. APPLY LOCKTITE # 242
4. TORQUE FASTENERS TO UPRIGHT SPEC. #105  
TORQUE FITTINGS TO UPRIGHT SPEC. #106
5. APPLY LOCTITE # 242 TO ALL PIN RETAINER BOLTS.
6. IF CLEARANCE BETWEEN TOP INNER BOOM AND BEARING PAD ITEM 12 EXCEEDS 0.06", INSTALL ITEM #58, 068423-001.



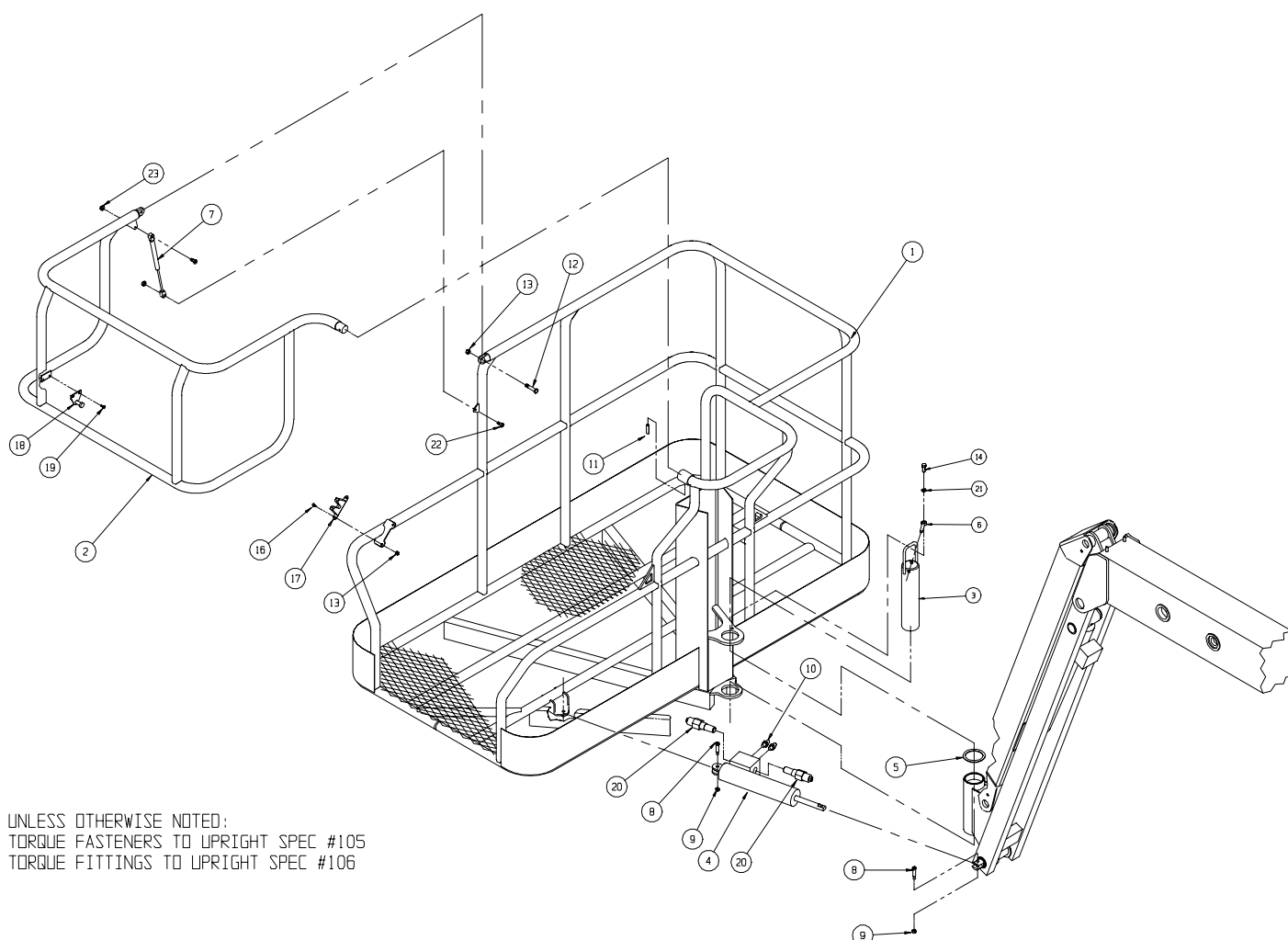
# Platform "B" Assembly

## 068325-001

ITEM	PART NO.	PART/MATERIAL DESCRIPTION	QTY.
1	068500-001	CAGE "B" WELDMENT	1
2	068532-000	LIFT-UP GATE WELDMENT	1
3	068775-000	BASKET PIN WELDMENT	1
4	068457-000	CYLINDER, CAGE ROTATION	1
*	068457-010	SEAL KIT, CAGE ROTATE	1
5	068651-000	THRUST WASHER G32DU (MODIFIED)	1
6	065214-000	PIN RETAINER	1
7	063650-012	GAS SPRING	1
8	015936-010	SHOULDER BOLT	2
9	011248-005	LOCKNUT	2
10	011939-008	FITTING, 6MP-4MJ	2
11	011737-012	ROLLPIN 1/4" X 1-1/2"	1

ITEM	PART NO.	PART/MATERIAL DESCRIPTION	QTY.
12	011737-014	SCREW, HHC 1/4-20 X 1-3/4	1
13	011248-004	NUT HEX 1/4-20	3
14	011254-008	SCREW HHC 3/8-16 X 1	1
16	012553-006	SCREW SOC HD GR5 1/4-20 UNC X 3/4	2
17	068277-000	LATCH ROTARY	1
18	068806-000	STRIKER WELDMENT	1
19	011709-004	SCREW RND HD 10-24 UNC X 1/2	2
20	068778-014	VALVE COUNTERBALANCE, 1500 PSI	2
21	011238-006	LOCKWASHER 3/8 SPLIT	1
22	015936-005	SHOULDER BOLT 3/8 X 5/8 LG	2
23	11248-005	NUT, ESNA 5/16-18	2

\*Not Shown



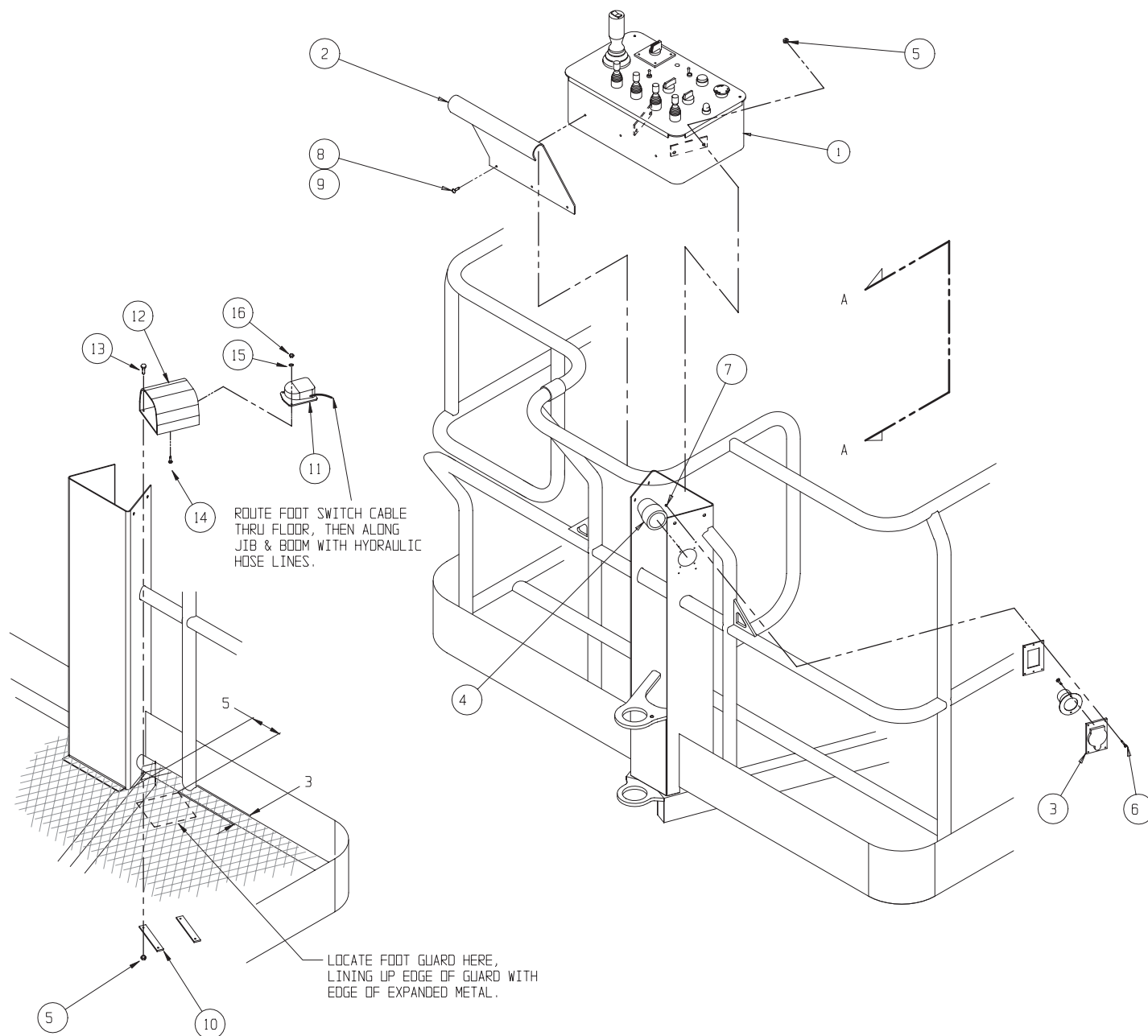
# Upper Controller Installation

## 116050-000 Diesel

## 116051-000 Dual Fuel

ITEM	PART NO.	PART/MATERIAL DESCRIPTION	QTY.
1	116019-000	UPPER CONTROL BOX - DIESEL	1
	16022-000	UPPER CONTROL BOX - DUAL FUEL	1
2	068750-000	DECAL MOUNT	1
3	08942-001	FEMALE RECEPTACLE	1
4	029961-001	SEAL	1
5	011248-004	NUT HEX 1/4-20 UNC ESNA	8
6	011715-006	SCREW RD HD 6-32 UNC X 3/4	4
7	011248-047	NUT HEX 6-32 UNC ESNA	4
8	011709-006	SCREW RD HD 10-24 UNC X 3/4	3

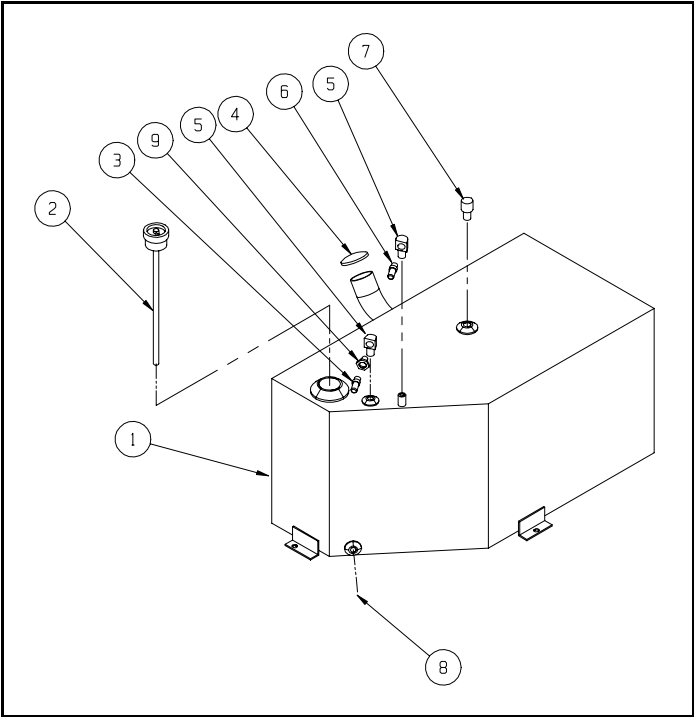
ITEM	PART NO.	PART/MATERIAL DESCRIPTION	QTY.
9	011248-003	NUT HEX 10-24 UNC ESNA	3
10	068820-000	RETAINING STRAP-FOOTSWITCH	2
11	063906-000	FOOT SWITCH CLPR	1
12	064479-000	SWITCH GUARD, FOOT	1
13	011252-012	SCREW HHC 1/4-20 UNC X 1 1/2	4
14	066695-006	SCREW FLAT HD 10-24 UNC X 3/4	2
15	013949-003	WASHER, #10 STAR, EXTERNAL TOOTH	2
16	011250-003	HEX NUT 10-24 UNC	2



VIEW A

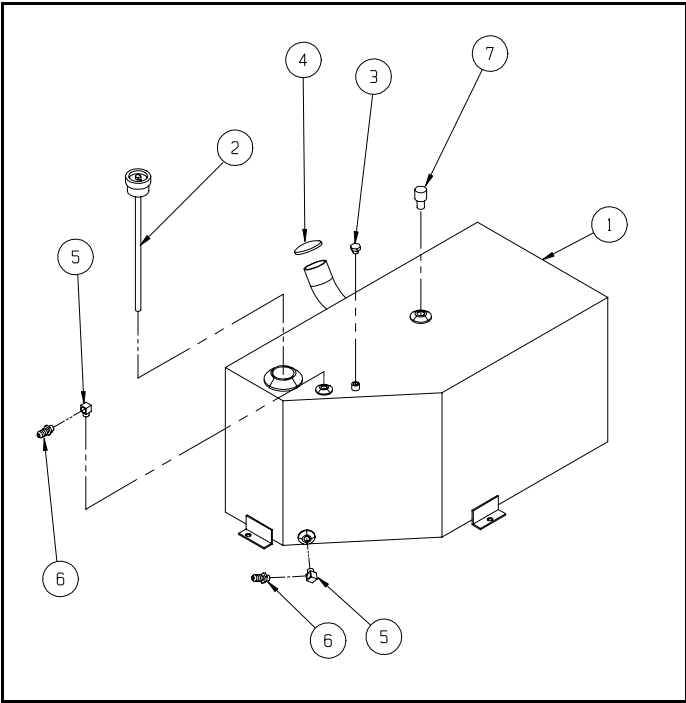
Fuel Tank Assembly  
068710-001 - Diesel

ITEM	PART NO.	DESCRIPTION	QTY
1	068671-000	FUEL TANK	1
2	063982-003	FUEL GAGE	1
3	010178-001	FITTING, BARBED 1/8	1
4	063929-001	CAP-NON VENTED	1
5	003495-000	FITTING, STREET ELBOW 1/4	2
6	010178-005	FITTING, BARBED 1/4	1
7	068711-000	BREATHER, GITS	1
8	011919-002	FITTING, PLUG 1/4 HEX	1
9	003556-001	FITTING ADAPTER	1



109052-000 - Dual Fuel

ITEM	PART NO.	DESCRIPTION	QTY
1	068671-000	FUEL TANK	1
2	063982-003	FUEL GAGE	1
3	011919-002	PLUG 1/4	1
4	063929-001	CAP-NON VENTED	1
5	003495-000	FITTING, STREET ELBOW 1/4	2
6	010178-005	FITTING, BARBED 5/16	2
7	068711-000	BREATHER, GITS	1



## **POWER SUPPLIES**

This section illustrates power sources for the machine. Drawing groups may include wiring diagrams.

# Engine Assembly - Diesel

## 068872-010

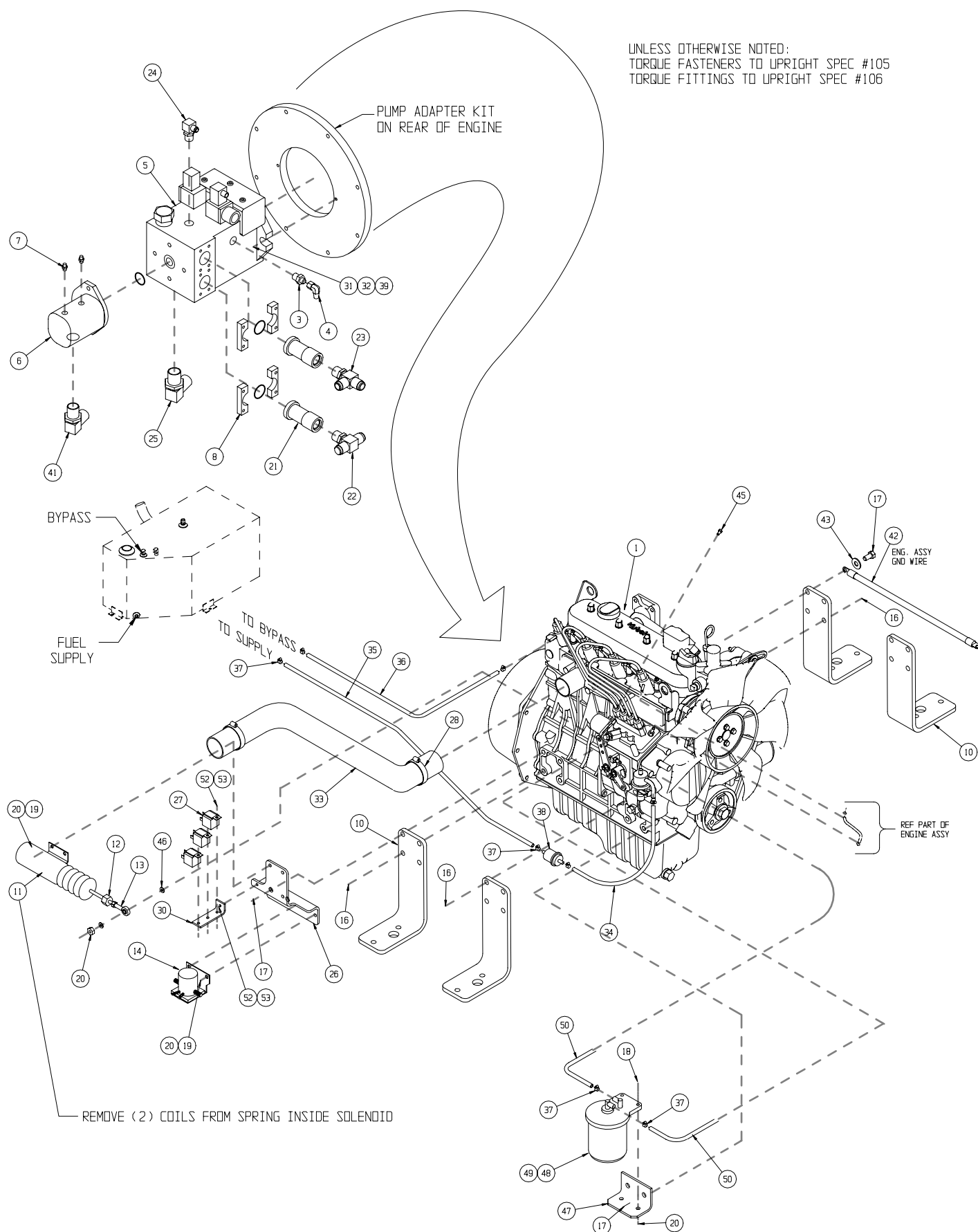
ITEM	PART NO.	DESCRIPTION	QTY
1	109072-000	ENGINE, KUBOTA DIESEL	1
3	011941-015	FITTING, 10MB-10MJ	1
4	011937-006	FITTING, 90 10FJX-10MJ	1
5	068883-002	PUMP	1
6	068669-000	PUMP	1
7	068779-000	CHECK VALVE,	2
8	068812-000	ADAPTER KIT, SPLIT FLANGE	2
10	109071-000	ENGINE MOUNTING PLATE	4
†11	067599-000	SOLENOID, THROTTLE	1
12	064423-000	SWIVEL, INLINE	1
13	011760-004	ROD END BEARING	1
14	027972-000	SOLENOID, STARTER RELAY	1
16	063946-025	SCR. HHC. M10-1.25 X 25MM LG.	11
17	063946-030	SCR. HHC. M10-1.25 X 30MM LG.	7
18	011252-008	SCREW HHC 1/4-20 UNC X 1	2
19	011252-006	SCR, HHC. 1/4-20UNC X 3/4 LG.	4
20	011248-004	LOCK NUT, 1/4-20UNC ESNA	6
21	068950-001	ADAPTOR, #10 SPLIT FL./#10 J.I.C.	2
22	011936-005	FITTING, TEE	1
23	015961-010	FITTING, TEE	1
24	011934-027	FITTING, 90 8MB-4MJ	1
25	011934-019	FITTING, 90 16MB-16MJ	1
26	109075-000	BRACKET, SOLENOID	1
27	068132-001	SWITCH, AUTO RELAY	3
28	020541-018	HOSE CLAMP	2

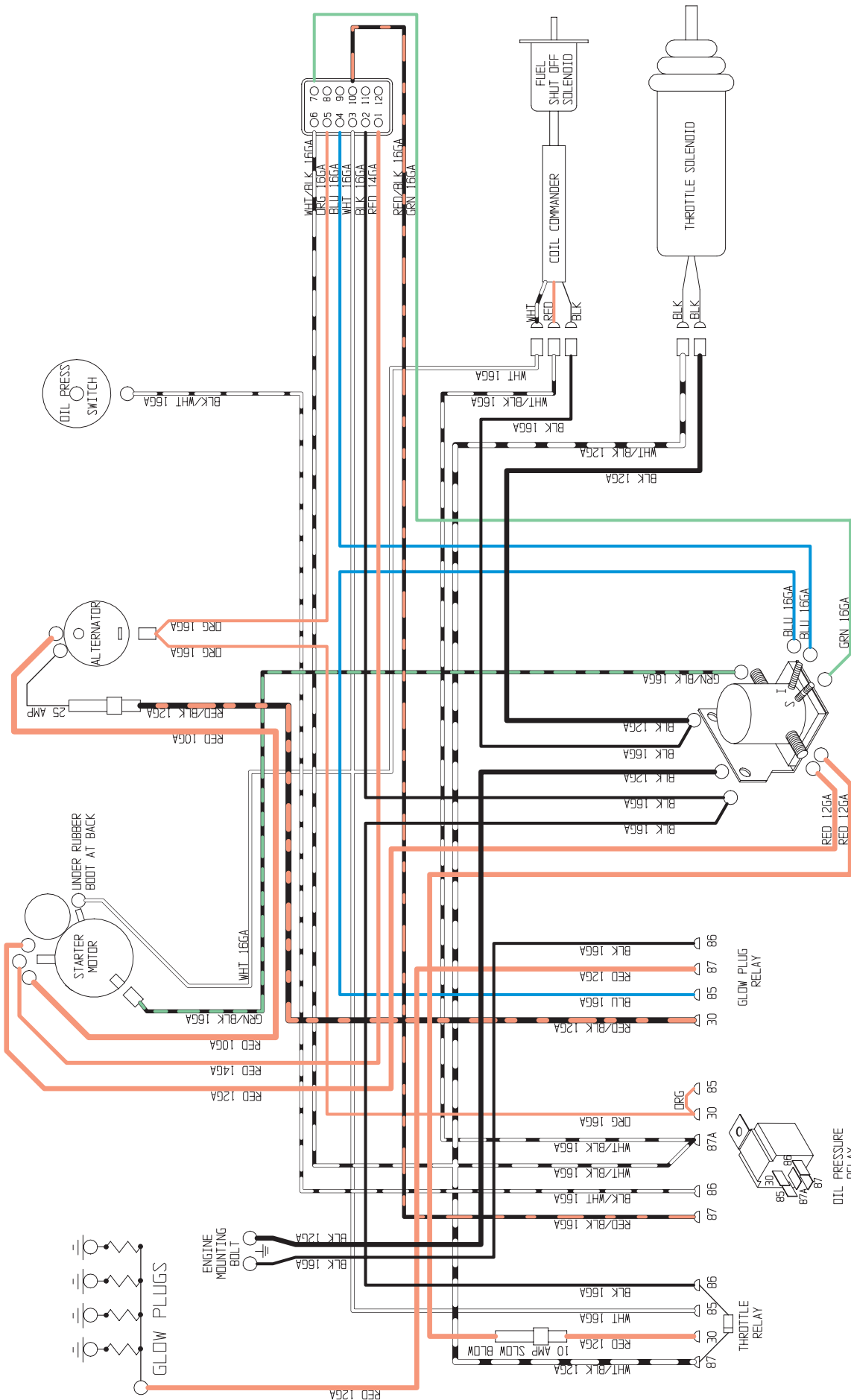
ITEM	PART NO.	DESCRIPTION	QTY
30	109125-000	RELAY BRACKET	1
31	011256-010	SCR, HHC. 1/2-13UNC X 1 1/4 LG.	2
32	011238-004	WASHER, SPLIT LOCK 1/2"	2
33	109078-000	HOSE, INLET	1
34	012733-099	HOSE, FUEL LINE 5/16 ID	FT 1
35	012733-099	HOSE, FUEL LINE 5/16 ID	FT 3
36	012736-099	HOSE, FUEL LINE 3/16 ID	FT 4
37	020541-001	HOSE CLAMP	10
38	020331-000	FILTER, IN-LINE FUEL	1
39	011239-008	WASHER FLAT ASTM A325 1/2	2
41	011934-012	FITTING 10-12S 90 DEG	1
42	061254-002	CABLE ASSEMBLY (18" LG)	1
43	014996-006	WASHER, 3/8 SAE FLAT PLATED	1
44	063946-020	SCREW, HHC M10-1.5 X 20MM LG	1
45	011252-008	SCREW HHC GR5 1/4-UNC X 1	1
46	011240-004	WASHER, FLAT 1/4	2
47	067870-000	BRACKET, DIESEL FUEL FILTER	1
48	REF	FUEL FILTER MOUNT - SPIN ON	1
49	REF	FUEL FILTER - SPIN ON	1
50	012733-099	HOSE, FUEL LINE 5/16 ID	FT 2
52	011275-004	SCREW, #10-32 UNF HEX HD CAP X 1/2	4
53	011249-003	LOCKNUT, #10-32 UNF HEX	4
DRAWING 2			
201	109080-000	HARNESS, ENGINE - KUBOTA DIESEL	1

†Remove two (2) coils from the spring inside the solenoid.



UNLESS OTHERWISE NOTED:  
TORQUE FASTENERS TO UPRIGHT SPEC #105  
TORQUE FITTINGS TO UPRIGHT SPEC #106





# Engine Assembly - Dual Fuel

## 109131-000

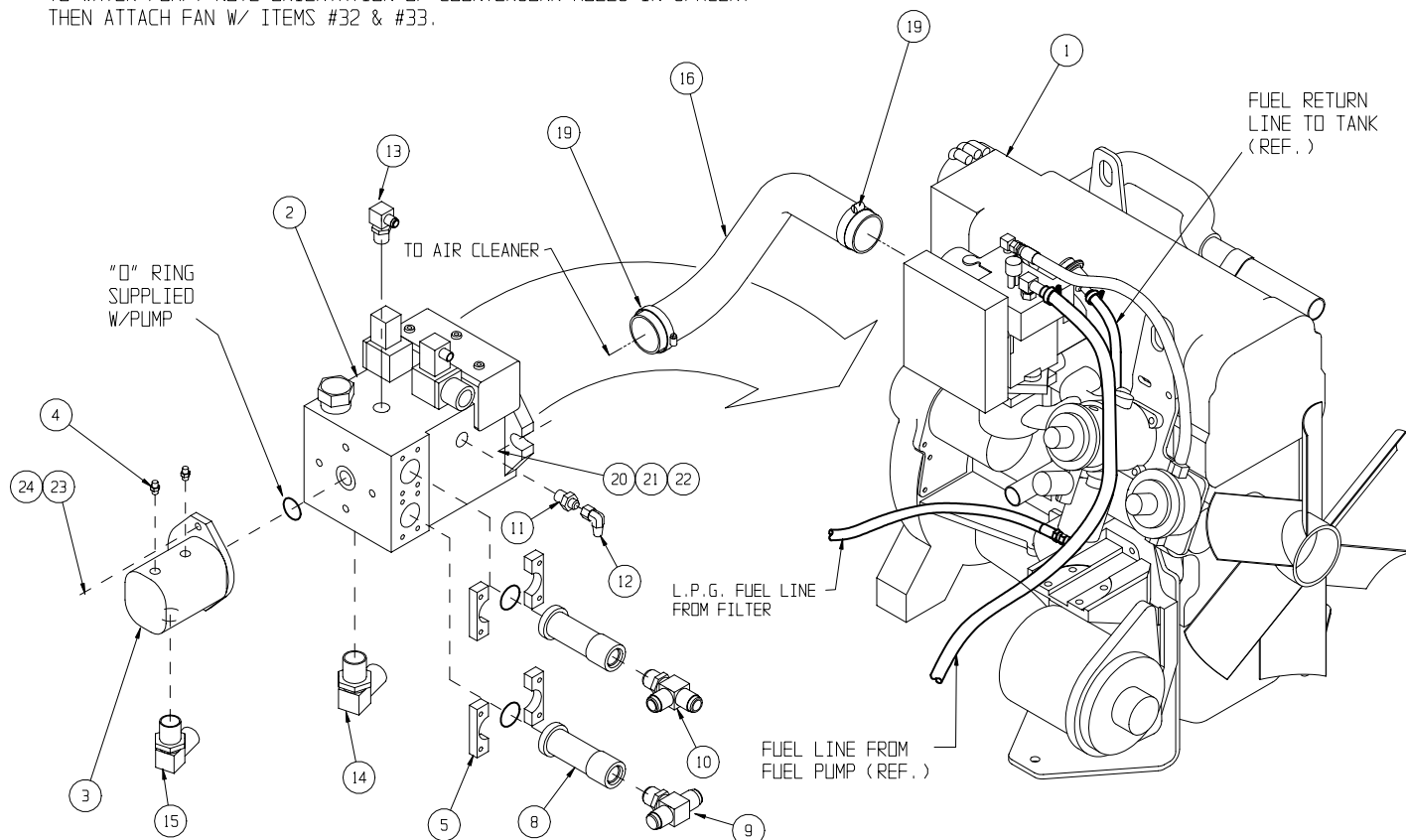
ITEM	PART NO.	DESCRIPTION	QTY
1	109150-000	ENGINE, NISSAN	1
*	068873-003	OIL FILTER	1
*	068873-004	FUEL FILTER	1
*	068873-005	FAN BELT	1
*	068873-007	STARTER	1
*	068873-008	STARTER SOLENOID	1
*	068873-009	ALTERNATOR	1
*	068873-010	ALTERNATOR BRACKET	1
*	068873-011	WATER PUMP	1
*	068873-012	WATER PUMP GASKET	1
*	068873-013	WATER HOSE	1
*	068873-014	WATER HOSE CLAMP	1
*	068873-015	THERMOSTAT	1
*	068873-016	THERMOSTAT HOUSING GASKET	1
*	068873-017	SPARK PLUG	1
*	068873-018	SPARK PLUG WIRE	1
*	068873-019	SPARK PLUG WIRE CAP	1
*	068873-021	DISTRIBUTOR CAP	1
*	068873-022	DISTRIBUTOR ROTOR	1
*	068873-025	OIL DRAIN PLUG	1
*	068873-026	OIL DRAIN PLUG CRUSH WASHER	1
*	068873-027	INTAKE MANIFOLD GASKET	1
*	068873-028	EXHAUST MANIFOLD GASKET	1

ITEM	PART NO.	DESCRIPTION	QTY
*	068873-029	EXHAUST MANIFOLD BOLTS	1
*	068873-030	HEAD GASKET	1
*	068873-031	VALVE COVER GASKET	1
*	068873-033	FLYWHEEL RING GEAR	1
2	068883-002	PUMP	1
3	068669-000	PUMP	1
4	068779-000	VALVE, CHECK	2
5	068812-000	KIT, SPLIT FLANGE ADAPTER	2
8	068950-000	ADAPTER, #10 SPLT FLNG/#10 JIC	2
9	011936-005	FITTING, TEE 10MB-10MJ-10MJ	1
10	015961-010	FITTING, TEE 10MJ-10MB-10MJ	1
11	011941-015	FITTING, 10MB-10MJ	1
12	011937-006	FITTING, 90 10FJX-10MJ	1
13	011934-027	FITTING, 90 8MB-4MJ	1
14	011934-019	FITTING, 90 16MB-16MJ	1
15	011934-012	FITTING, 90 10MB-12MJ	1
16	068892-003	HOSE, AIR INLET	1
19	020541-020	CLAMP, HOSE (2-1/8 - 3)	2
20	011256-010	SCREW, HHC 1/2-13 UNC X 1-1/4	2
21	011238-004	WASHER, 1/2" SPLIT LOCK	2
22	011239-008	WASHER, 1/2" FLAT	2
23	011238-006	WASHER, 3/8" SPLIT LOCK	2
24	011254-008	SCREW, HHC 3/8-16 UNC X 1	2

\* Not Shown

### NOTES:

- UNLESS OTHERWISE NOTED, TORQUE FASTENERS TO UPRIGHT SPEC. #105.  
TORQUE FITTINGS TO UPRIGHT SPEC. #106
- APPLY LOCTITE #242 TO ITEM #34 (2 PLCS) WHEN ATTACHING ITEM #29 TO WATER PUMP. NOTE ORIENTATION OF COUNTERSUNK HOLES IN SPACER. THEN ATTACH FAN W/ ITEMS #32 & #33.



## **ELECTRONICS, CONTROLS AND SWITCHES**

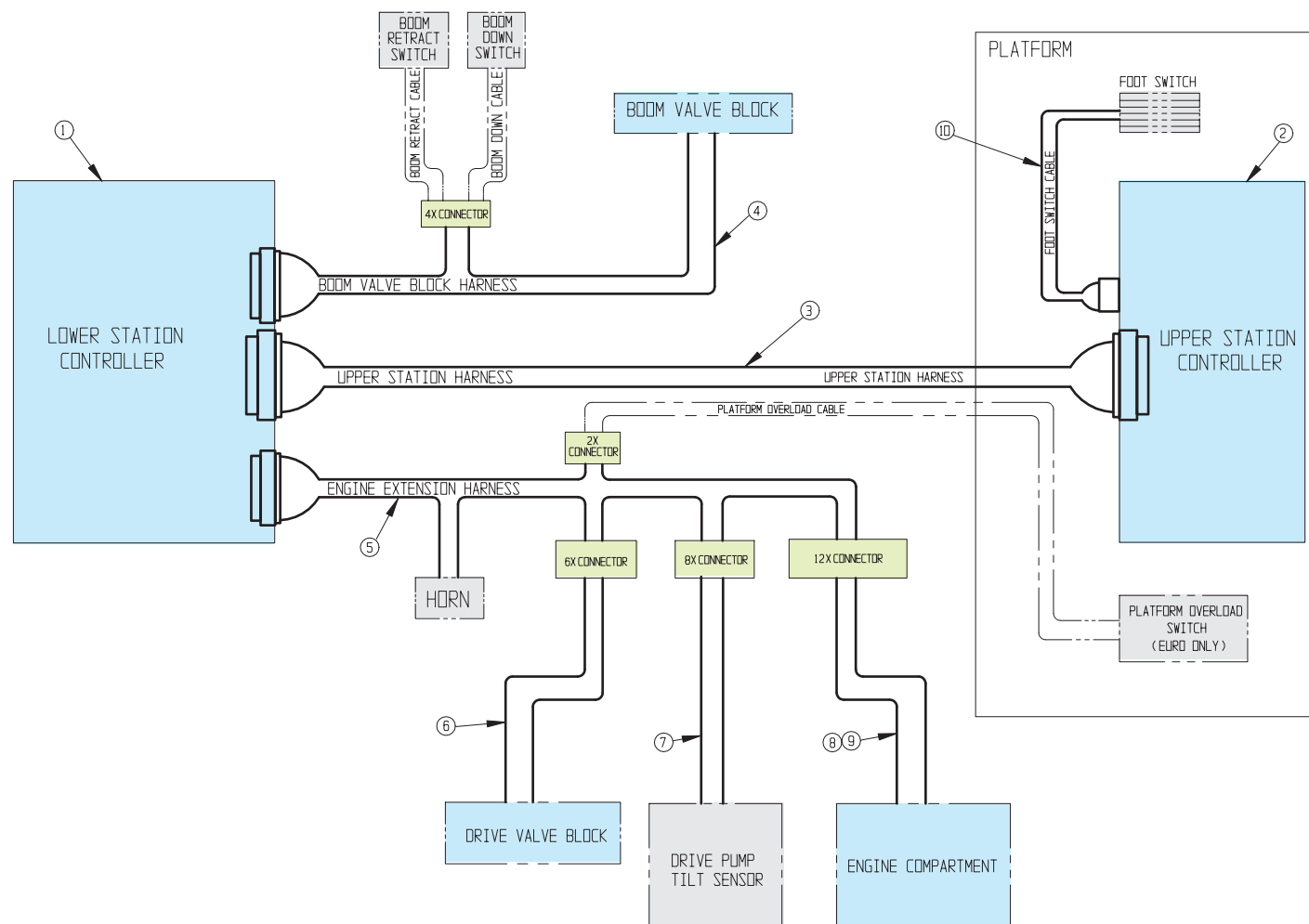
This section illustrates electronic controls and switches for the machine. Most drawing groups include wiring diagrams as well as switch and component locations.

**Electrical Control System****116040-000 - Diesel**

ITEM	PART NO.	DESCRIPTION	QTY
1	116018-000	LOWER CONTROL BOX	1
2	116019-000	UPPER CONTROL BOX	1
3	116028-000	UPPER STATION HARNESS	1
4	116023-000	VALVE BLOCK HARNESS	1
5	116024-000	ENGINE EXTENSION HARNESS	1
6	116025-000	DRIVE VALVE BLOCK HARNESS	1
7	116026-000	DRIVE PUMP HARNESS	1
8	116027-000	ENGINE HARNESS	1
9	NA	NA	-
10	116030-000	CABLE - FOOT SWITCH	1

**116041-000 - Dual Fuel**

ITEM	PART NO.	DESCRIPTION	QTY
1	116020-000	LOWER CONTROL BOX	1
2	116022-000	UPPER CONTROL BOX	1
3	116028-000	UPPER STATION HARNESS	1
4	116023-000	VALVE BLOCK HARNESS	1
5	116029-000	ENGINE EXTENSION HARNESS D/F	1
6	116025-000	DRIVE VALVE BLOCK HARNESS	1
7	116026-000	DRIVE PUMP HARNESS	1
8	109150-010	ENGINE HARNESS (SUPPLIED WITH ENGINE)	REF
9	109150-011	ENGINE HARNESS	REF
10	116030-000	CABLE - FOOT SWITCH	1

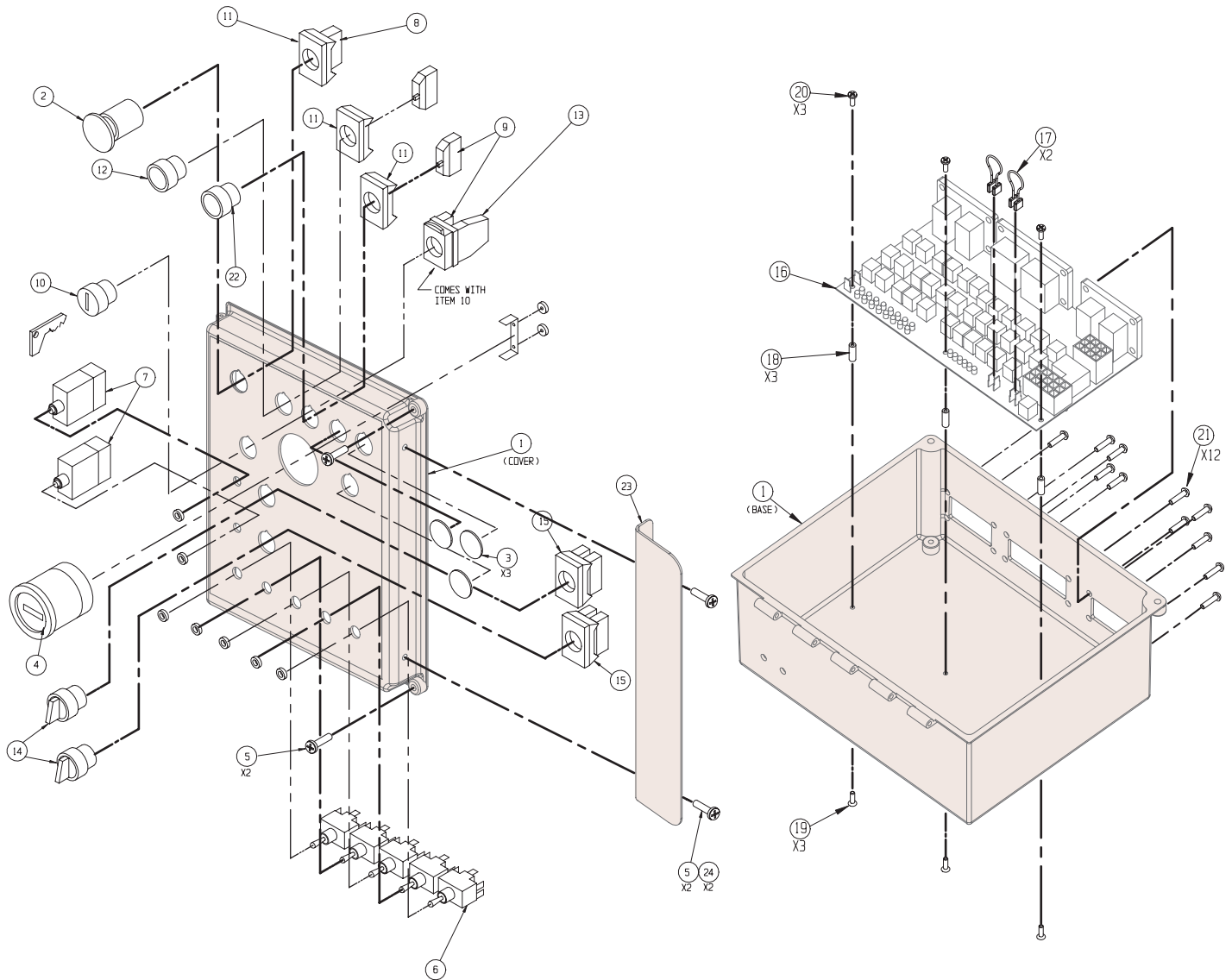


NOTE: ITEMS SHOWN IN PHANTOM LINES  
ARE NOT INCLUDED IN CONTROLS KIT

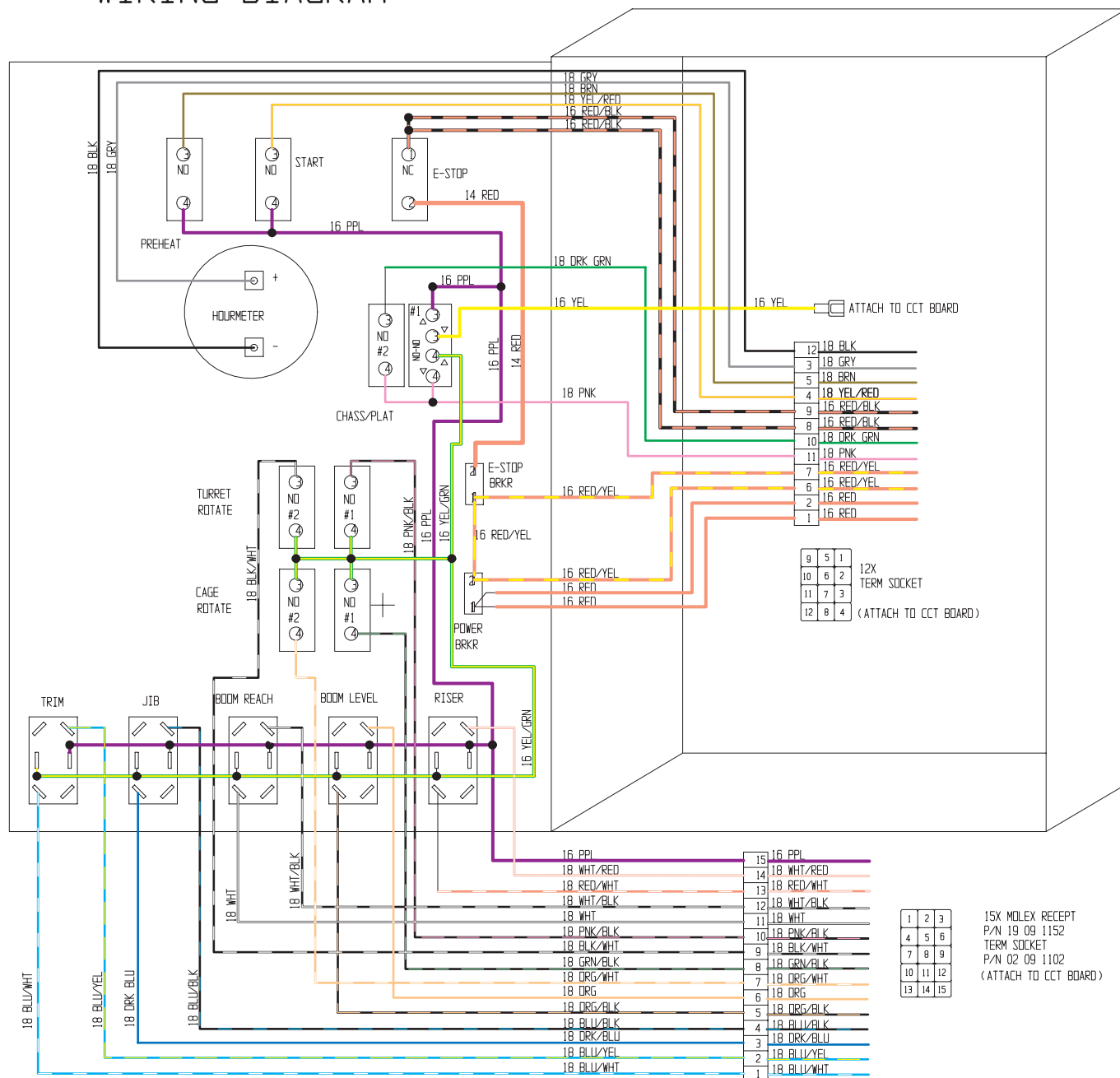
**Lower Control Box Assembly - Diesel****116018-000**

ITEM	PART NO.	DESCRIPTION	QTY
1	116031-000	CONTROLLER BOX	1
2	064446-003	EMERGENCY STOP BUTTON	1
3	066516-006	HOLE PLUG 7/8" DIA	3
4	015752-000	HOUR METER	1
5	011826-006	SCREW RD HD #10-32 UNF X 3/4	4
6	012798-004	TOGGLE SWITCH MOM DPDT	5
7	068582-015	CIRCUIT BREAKER 15 AMP	2
8	064443-002	CONTACT BLOCK N.C.	1
9	064443-001	CONTACT BLOCK N.O.	3
10	068588-001	KEY SELECTOR SWITCH	1
11	064417-001	FLANGE, 3 CONTACT	3
12	067652-000	PUSH BUTTON, MOMENTARY GREEN	1

ITEM	PART NO.	DESCRIPTION	QTY
13	116048-000	CONTACT BLOCK, 2 N.O.	1
14	116046-000	SELECTOR-3 POS A-B 800E-SB31	2
15	116047-000	LATCH W/ CONT. BLKS - 2 NO A-B 800E-XL20	2
16	116033-000	CONTROL BOARD	1
17	116034-000	JUMPER	2
18	116035-000	STANDOFF - 3/4"	3
19	116045-002	MACH SCREW FLT HD #6-32 X 1/4"	3
20	011715-003	MACH SCREW RND HD #6-32 X 3/8"	3
21	011825-003	MACH SCREW RND HD #10-32UNC X 3/8"	12
22	067654-000	PUSH BUTTON, MOMENTARY BLACK	1
23	116042-000	FILLER BRACKET	1
24	011249-003	NUT HEX ESNA #10-32UNF	2

**UpRight Drawing: 116018-000 #1 of 2**

## WIRING DIAGRAM



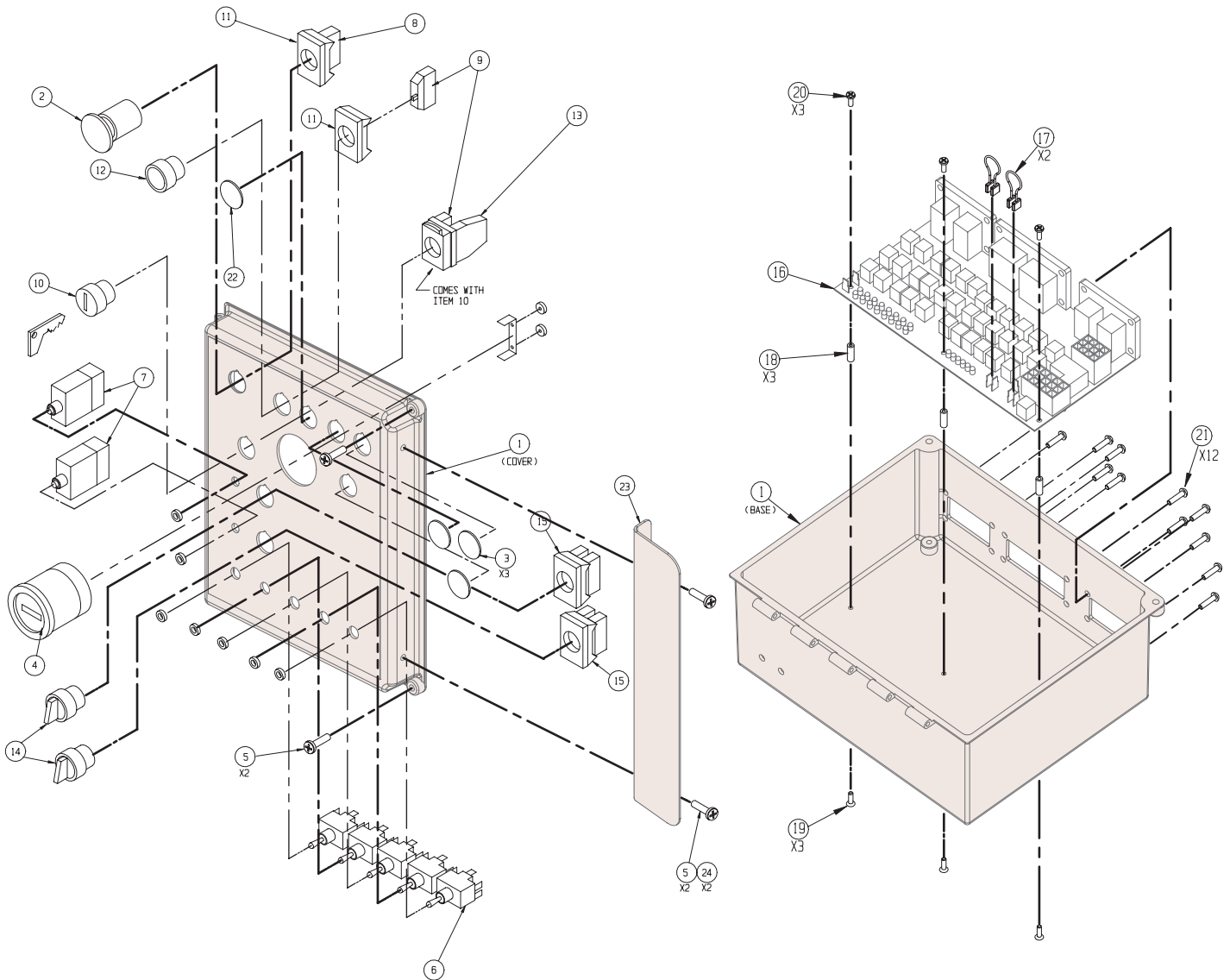
# Lower Control Box Assembly - Dual Fuel

116020-000

ITEM	PART NO.	DESCRIPTION	QTY
1	116031-000	CONTROLLER BOX	1
2	064446-003	EMERGENCY STOP BUTTON	1
3	066516-006	HOLE PLUG 7/8" DIA	3
4	015752-000	HOUR METER	1
5	011826-006	SCREW RD HD #10-32 UNF X 3/4	4
6	012798-004	TOGGLE SWITCH MOM DPDT	5
7	068582-015	CIRCUIT BREAKER 15 AMP	2
8	064443-002	CONTACT BLOCK N.C.	1
9	064443-001	CONTACT BLOCK N.O.	2
10	068588-001	KEY SELECTOR SWITCH	1
11	064417-001	FLANGE, 3 CONTACT	2
12	067652-000	PUSH BUTTON, MOMENTARY GREEN	1

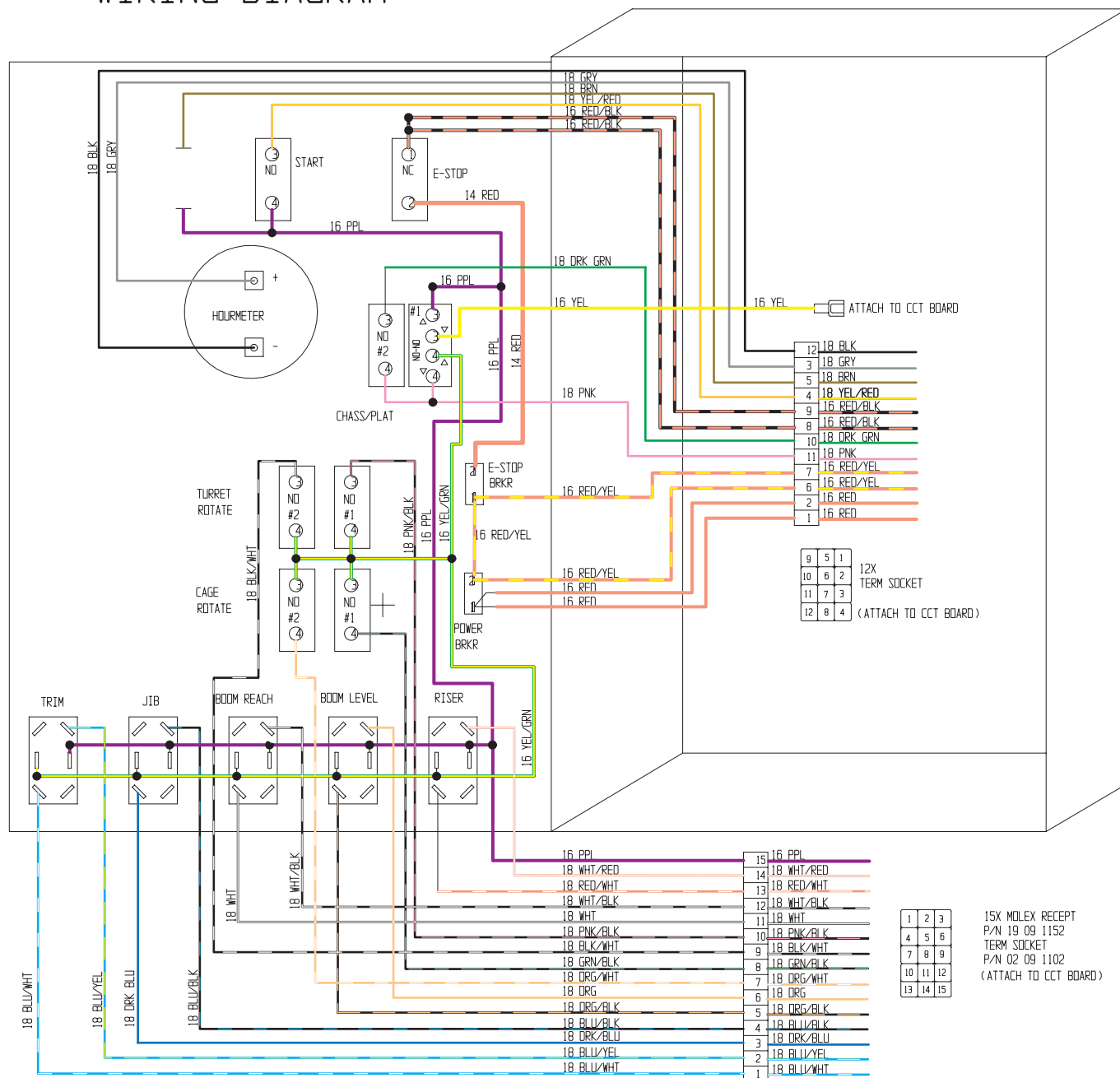
ITEM	PART NO.	DESCRIPTION	QTY
13	116048-000	CONTACT BLOCK, 2 N.O.	1
14	116046-000	SELECTOR-3 POS A-B 800E-SB31	2
15	116047-000	LATCH W/ CONT. BLKS - 2 NO A-B 800E-XL20	2
16	116033-000	CONTROL BOARD	1
17	116034-000	JUMPER	2
18	116035-000	STANDOFF - 3/4"	3
19	116045-002	MACH SCREW FLT HD #6-32 X 1/4"	3
20	011715-003	MACH SCREW RND HD #6-32 X 3/8"	3
21	011825-003	MACH SCREW RND HD #10-32UNC X 3/8"	12
22	066516-006	PLUG - 7/8" DIAMETER	1
23	116042-000	FILLER BRACKET	1
24	011249-003	NUT HEX ESNA #10-32UNF	2

UpRight Drawing: 116020-000 #1 of 2





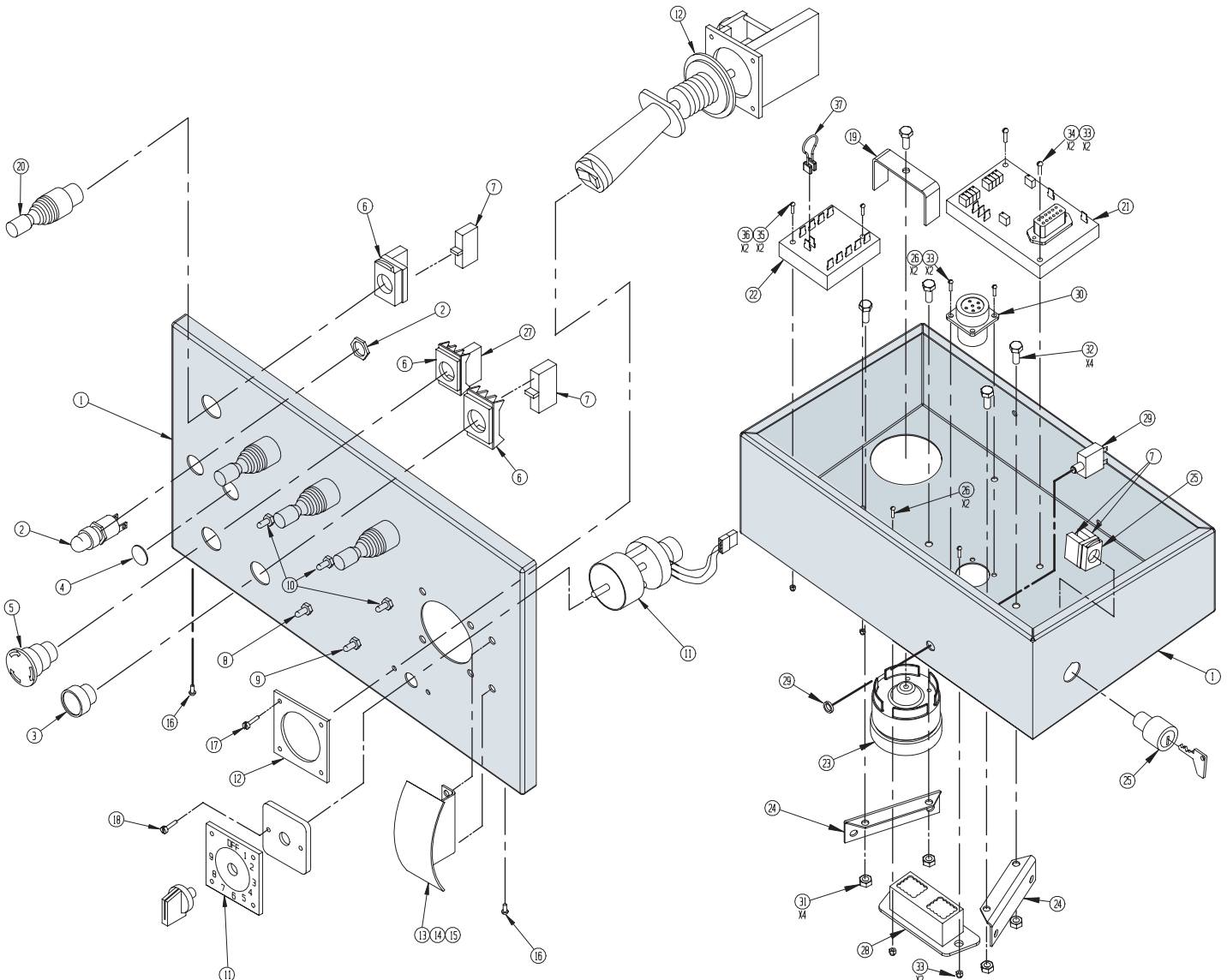
## WIRING DIAGRAM



**Upper Control Box Assembly - Diesel****116019-000**

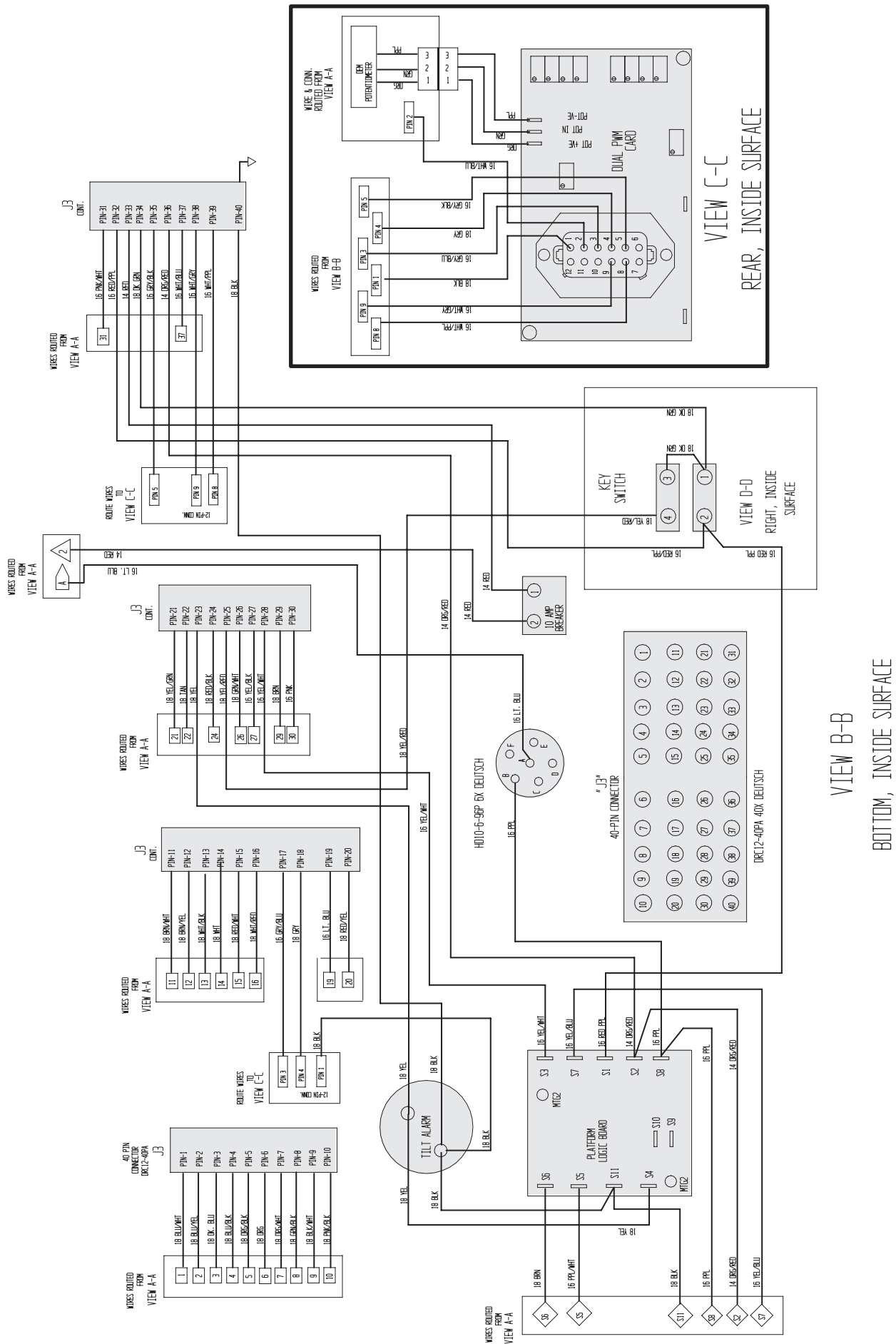
ITEM	PART NO.	DESCRIPTION	QTY
1	116032-000	UPPER CONTROL BOX DESCRIPTION	1
2	116052-000	INDICATOR LIGHT	1
3	067654-000	PUSH BUTTON FLUSH (BLACK)	1
4	066516-010	PLUG 3/4"	1
5	064446-003	EMERGENCY STOP BUTTON	1
6	064417-001	FLANGE MOUNT	2
7	066805-010	CONTACT BLOCK NO	11
8	012797-000	SWITCH, TOGGLE 2 POS SPDT	1
9	012798-003	SWITCH, TOGGLE 2 POS MOM	1
10	012798-004	SWITCH, TOGGLE 3 POS MOM DPDT	3
11	116049-000	RHEOSTAT	1
12	068795-000	JOYSTICK, P&Q	1
13	068801-000	HAND SUPPORT WELDMENT	1
14	011252-003	SCRW, HHC 1/4-20 UNC X 3/8"	2
15	011248-004	NUT HEX ESNA 1/4-20UNC	2
16	011826-006	SCREW RND HD #10-32 X 3/4"	2
17	011825-004	SCREW RND HD #10-32UNF X 1/2"	4
18	011708-004	SCREW RND HD #8-32UNC X 1/2"	2
19	116039-000	TILT ALARM BRACKET	1

ITEM	PART NO.	DESCRIPTION	QTY
20	068594-000	JOYSTICK OPERATOR	4
21	116036-000	DUAL PWM CARD	1
22	116037-000	LOGIC CARD	1
23	116038-000	TILT ALARM	1
24	068767-000	BRACKET - UPPER CONTROLLER	2
25	068819-000	KEYSWITCH & KEY	1
26	011715-005	SCREW RND HD #6-32 X 5/8"	4
27	066805-011	CONTACT BLOCK 1 N.C.	1
28	-	CONNECTOR - PART OF UPPER STA HARNESS	REF
29	068582-015	CIRCUIT BREAKER - 15 AMP	1
30	-	CONNECTOR - PART OF FOOT SWITCH HARNESS	REF
31	011248-004	NUT - HEX ESNA 1/4-20 UNC8"	4
32	011252-005	SCREW HHC 1/4-20 UNC X 5/8"	4
33	011248-047	NUT HEX ESNA #6-32	6
34	011715-008	SCREW RND HD #6-32 X 1"	2
35	011248-002	NUT HEX ESNA #8-32UNC	2
36	011715-010	SCREW RND HD #6-32 X 1-1/4"	2
37	116034-000	JUMPER	1

**UpRight Drawing: 116019-000 #1 of 3**



## UpRight Drawing: 116019-000 #3 of 3

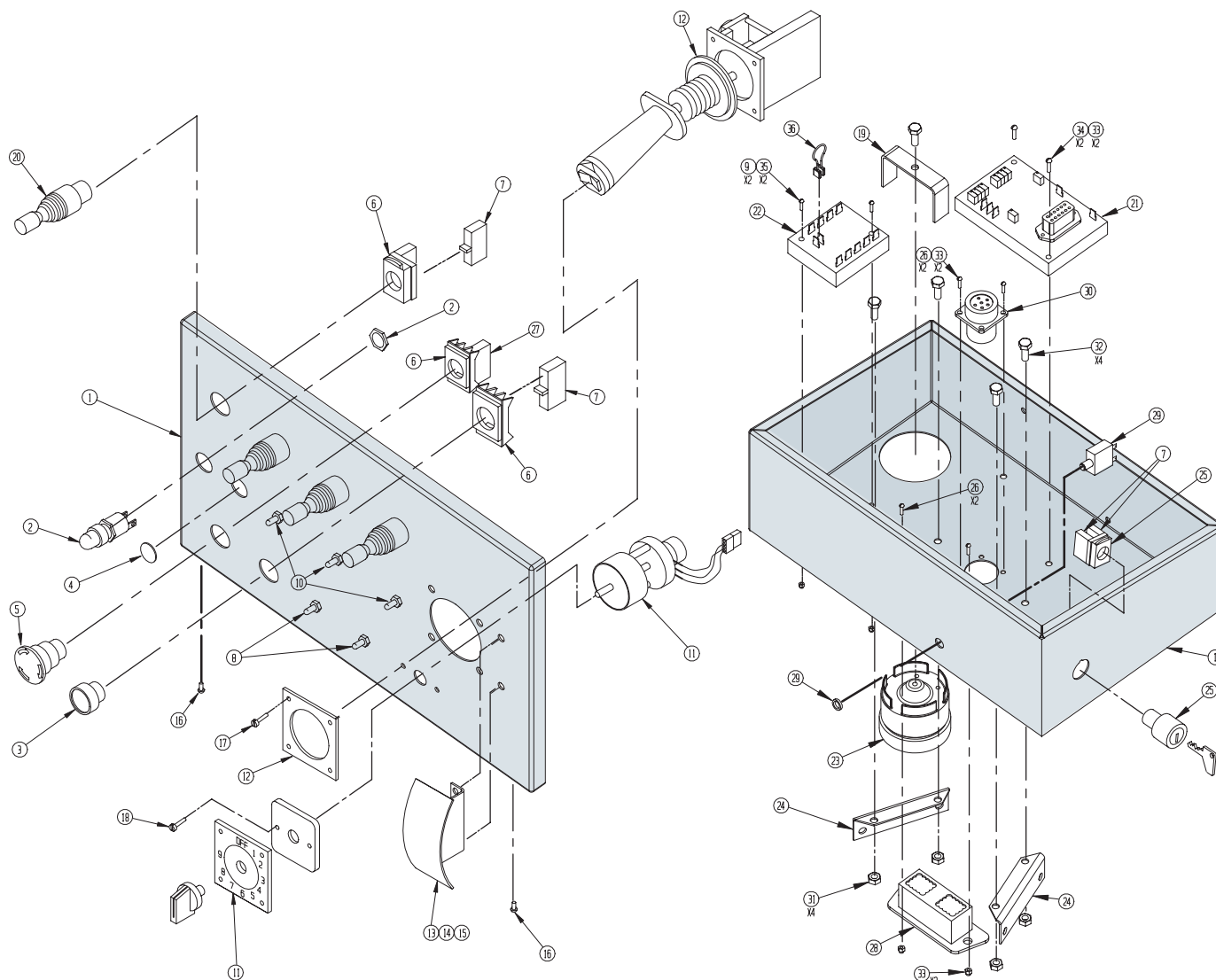


# Upper Control Box Assembly - Dual Fuel

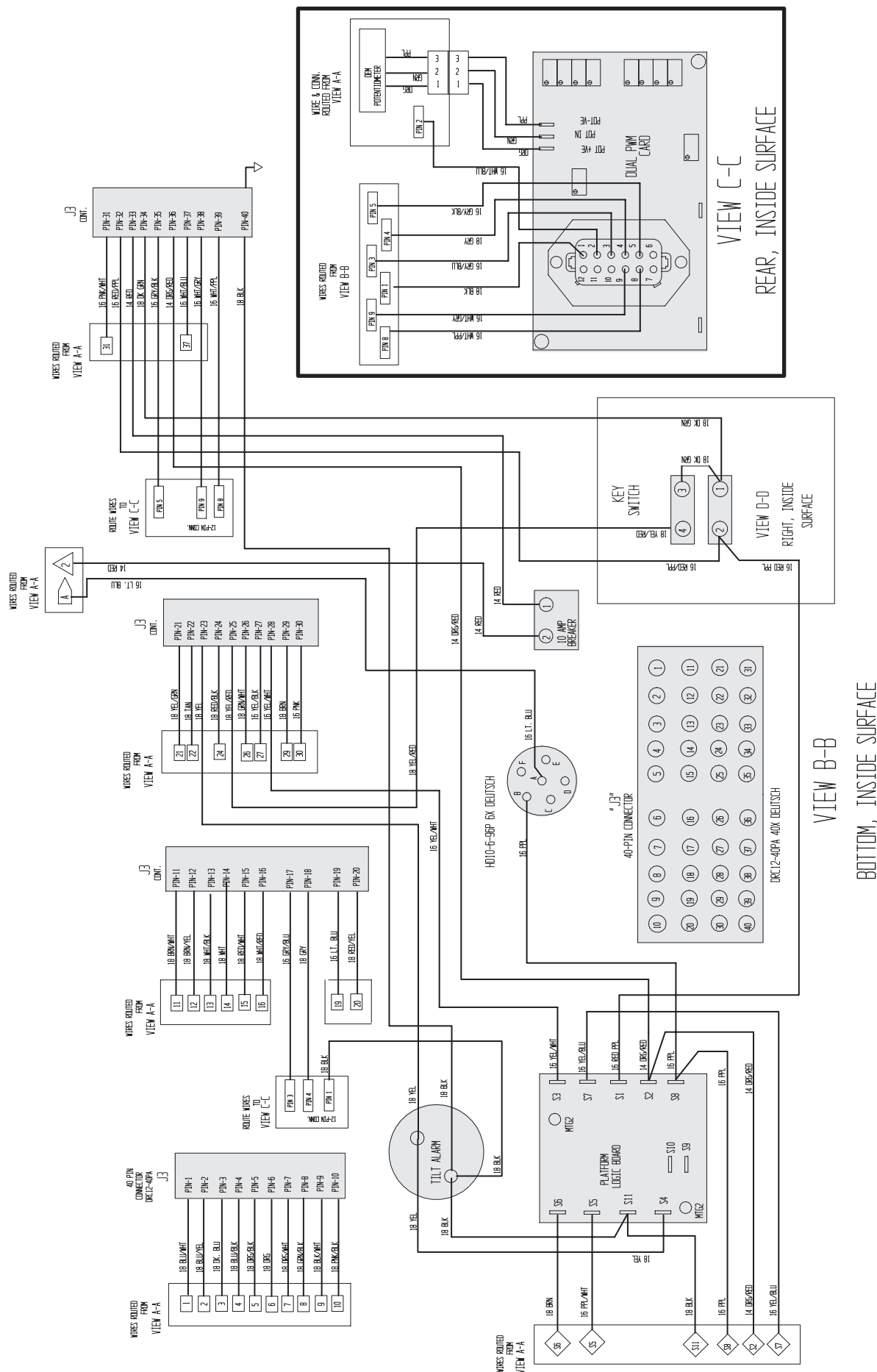
## 116022-000

ITEM	PART NO.	DESCRIPTION	QTY	ITEM	PART NO.	DESCRIPTION	QTY
1	116032-000	UPPER CONTROL BOX	1	17	011825-004	SCREW RND HD #10-32UNF X 1/2"	4
2	116052-000	INDICATOR LAMP	1	18	011708-004	SCREW RND HD #8-32UNC X 1/2"	2
3	067654-000	PUSH BUTTON FLUSH (BLACK)	1	19	116039-000	TILT ALARM BRACKET	1
4	066516-010	PLUG 3/4"	1	20	068594-000	JOYSTICK OPERATOR	4
5	064446-003	EMERGENCY STOP BUTTON	1	21	116036-000	DUAL PWM CARD	1
6	064417-001	FLANGE MOUNT	2	22	116037-000	LOGIC CARD	1
7	066805-010	CONTACT BLOCK NO	11	23	116038-000	TILT ALARM	1
8	012797-000	SWITCH, TOGGLE 2 POS SPDT	2	24	068767-000	BRACKET - UPPER CONTROLLER	2
9	011708-010	SCREW RND HD #8-32 X 1-1/4"	2	25	068819-000	KEYSWITCH & KEY	1
10	012798-004	SWITCH, TOGGLE 3 POS MOM DPDT	3	-	068807-010	KEY	-
11	116049-000	RHEOSTAT	1	26	011715-005	SCREW RND HD #6-32 X 5/8"	4
12	068795-000	CONTROL HANDLE, P&Q	1	27	066805-011	CONTACT BLOCK 1 N.C.	1
-			-	28	-	CONNECTOR - PART OF UPPER STA HARNESS	REF
-			-	29	068582-015	CIRCUIT BREAKER - 15 AMP	1
-			-	30	-	CONNECTOR - PART OF FOOT SWITCH HARNESS	REF
-			-	31	011248-004	NUT - HEX ESNA 1/4-20 UNC	4
-			-	32	011252-005	SCREW HHC 1/4-20UNC X 5/8	4
13	068801-000	HAND SUPPORT WELDMENT	1	33	011248-047	NUT HEX ESNA #6-32	6
14	011252-003	SCRW, HHC 1/4-20 UNC X 3/8"	2	34	011715-008	SCREW RND HD #6-32 X 1"	2
15	011248-004	NUT HEX ESNA 1/4-20UNC	2	35	011248-002	NUT HEX ESNA #8-32UNC	2
16	011826-006	SCREW RN HD #10-32 X 3/4"	2	36	116034-000	JUMPER	1

UpRight Drawing: 116022-000 #1 of 3



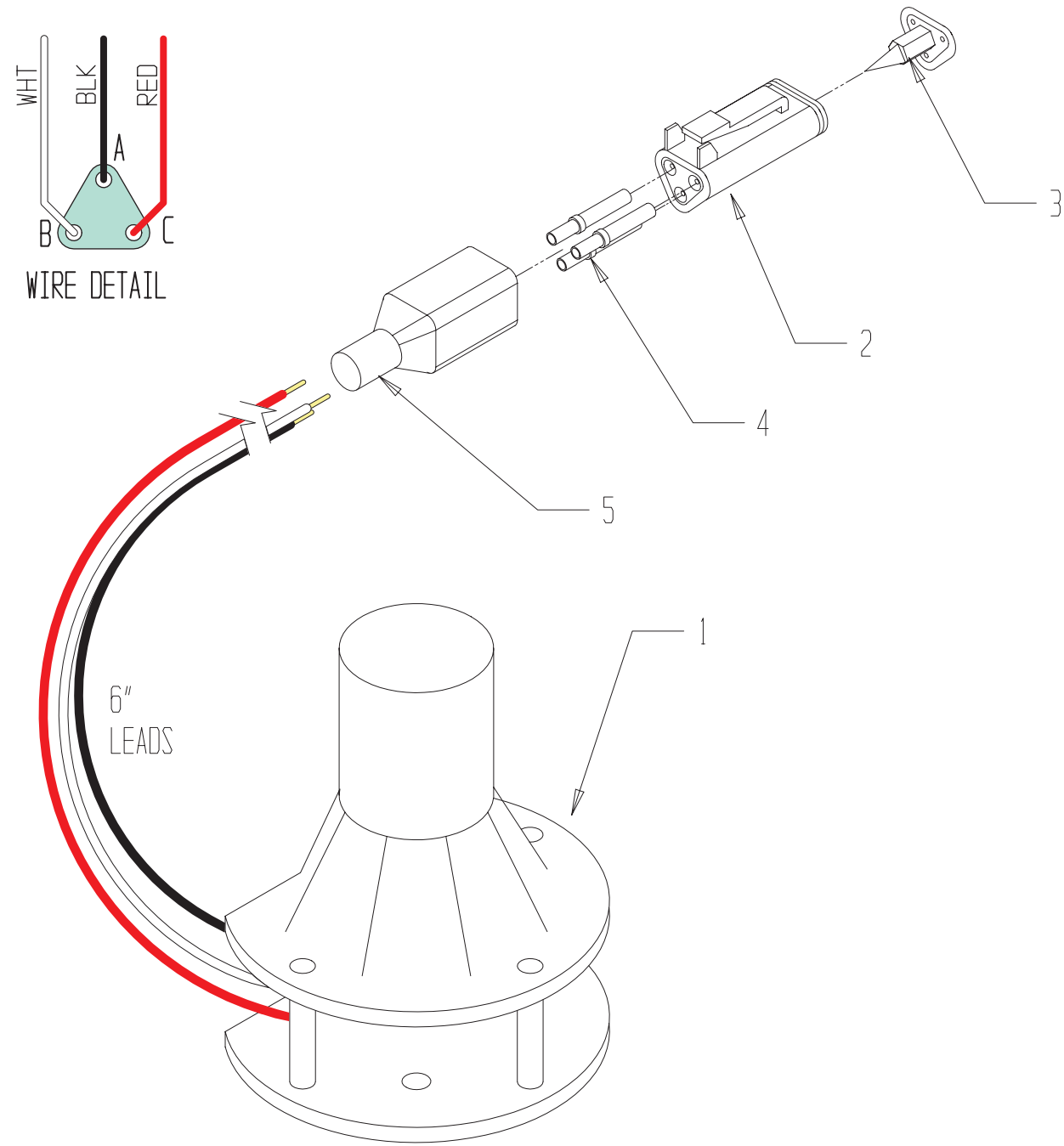




Level Sensor

029945-014 Diesel and Dual Fuel

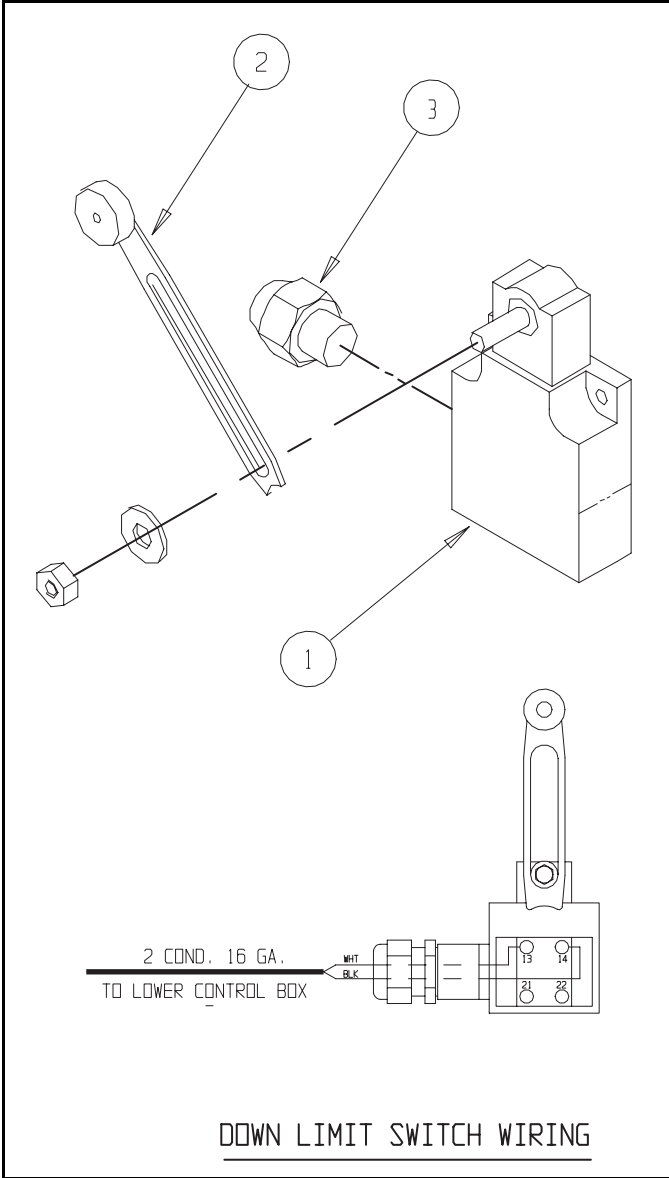
ITEM	PART NO.	DESCRIPTION	QTY
1	029945-014	LEVEL SENSOR	1
2	067456-000	PLUG 3 CONTACT DT 06-3S	1
3	067456-002	WEDGE W3S-P012	1
4	068762-001	CONTACT SOCKET	3
5	067456-005	BOOT DT3S-BT	1



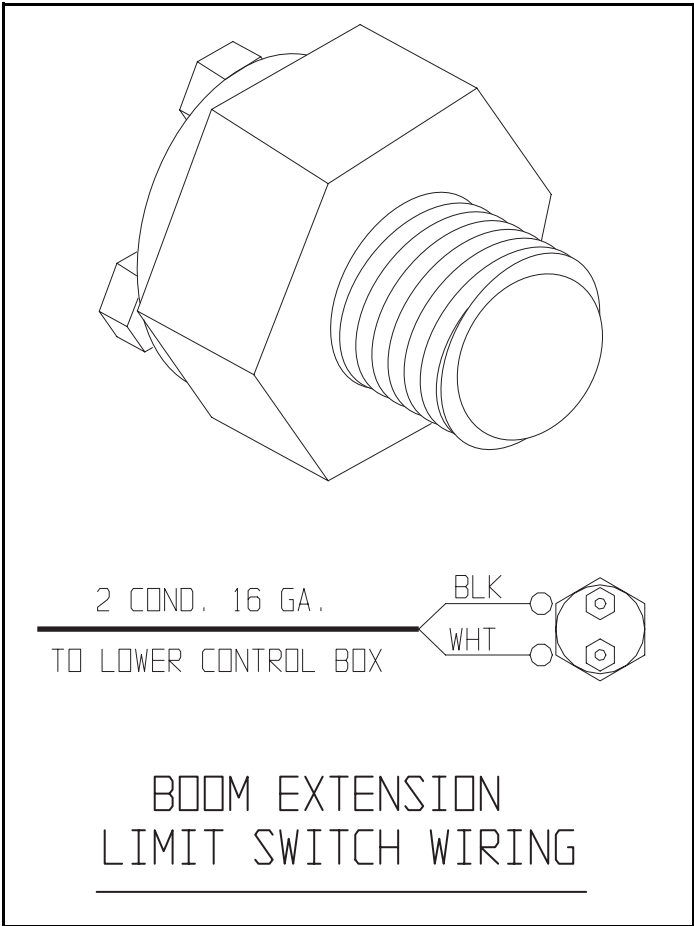


**Lower Boom Down Limit  
Switch and Lever**  
**068556-002**

ITEM	PART NO.	DESCRIPTION	QTY
1	068556-002	SWITCH	1
2	SUPPLIED	LEVER	-
3	029925-000	STRAIN RELIEF	1



**Upper Boom Extension Limit  
Ball Detent Switch**  
**062881-000**



## **HYDRAULICS**

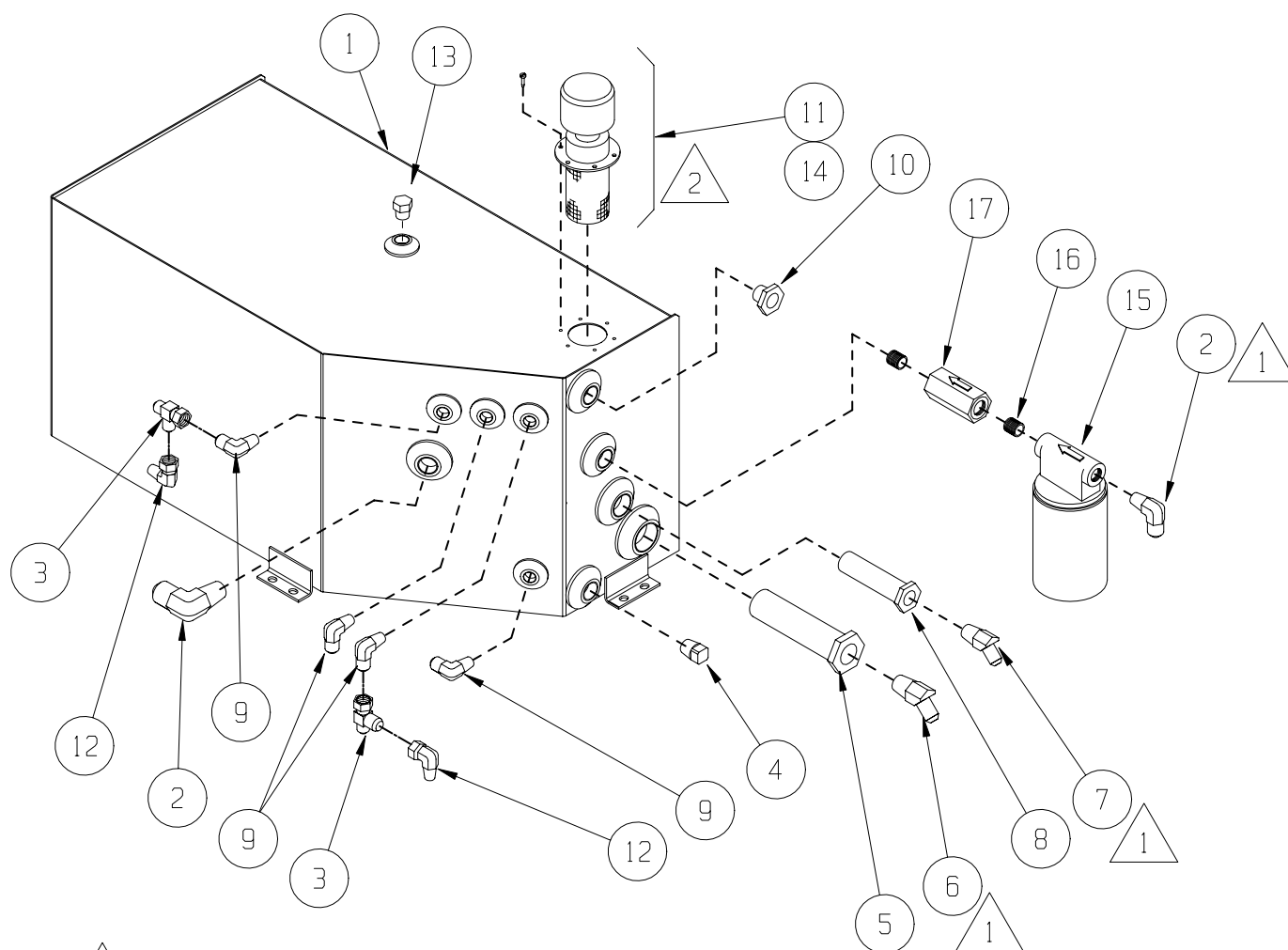
This section illustrates hydraulic components for the machine, including hose kits, fluid pumps, hydraulic motors, hydraulic manifolds, cylinders, and hydraulic brakes. Some drawing groups may include electric motors.

# Hydraulic Tank Assembly

## 069205-000

ITEM	PART NO.	DESCRIPTION	QTY
1	068995-000	HYDRAULIC RESERVOIR	1
2	011940-019	FITTING, 90 ELBOW 12MP-10MJ	2
3	020733-002	FITTING, TEE 6MJ-6MJ-6FJ	2
4	021305-007	PLUG, MAGNETIC	1
5	063935-000	STRAINER	1
6	013485-020	FITTING, 45 ELBOW 16MP-16MJ	1
7	013485-017	FITTING, 45 ELBOW 12MP-12MJ	1
8	061818-000	STRAINER	1
9	011940-010	FITTING, 90 ELBOW 6MP-6MJ	4

ITEM	PART NO.	DESCRIPTION	QTY
10	063979-006	SIGHT GUAGE	1
11	068840-000	FILLER BREATHER CAP & SCREEN	1
12	011937-003	FITTING, 90 ELBOW 6FJ-6MJ	2
13	011919-003	FITTING, PLUG	1
14	011275-004	HH STS 10-32UNF X 1/2	6
15	005154-001	FILTER, HYDRAULIC SPIN ON	1
16	012467-003	NIPPLE, PIPE 3/4 CLOSE	2
17	068809-000	CHECK VALVE	1



THESE ELBOWS MUST  
POINT DOWN.



DISCARD SCREWS SUPPLIED  
WITH FILLER BREATHER CAP.  
REPLACE WITH ITEM 14.



APPLY RTV SILICONE SEALANT  
BETWEEN TANK & SEAL, BETWEEN  
SEAL AND FLANGE OF FILLER NECK.



USE LOCTITE 565 OR EQUIVALENT  
ON ALL MALE PIPE THREADS.

NOTE: ARROWS ON CHECK  
VALVE AND FILTER MUST  
POINT TOWARD TANK.

UNLESS OTHERWISE SPECIFIED:  
TORQUE ALL FITTINGS AS PER  
UPRIGHT SPEC. # 106

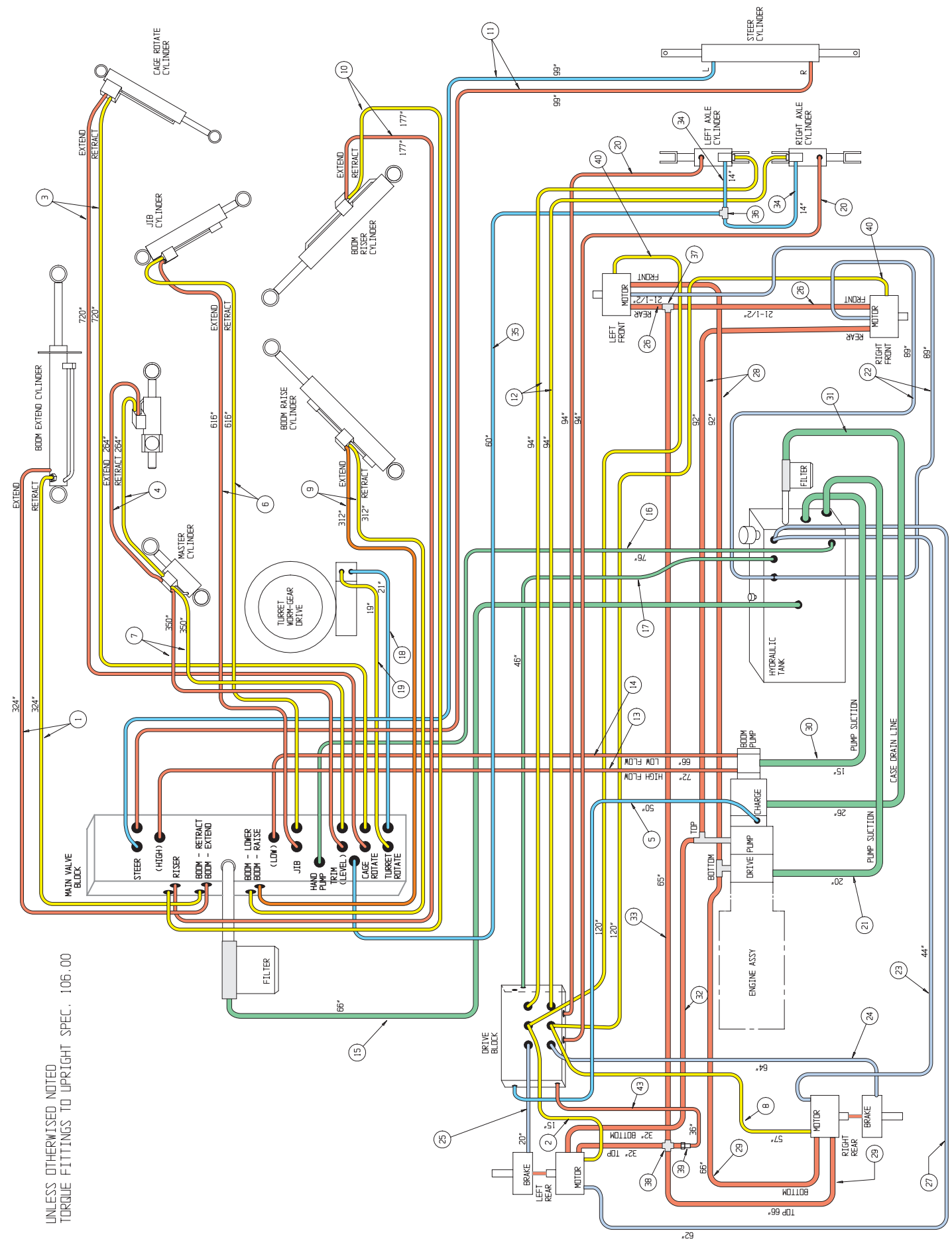
# Hose Kit

## 068336-005

ITEM	PART NO.	DESCRIPTION	QTY
1	068737-324	1/4 HOSE ASSY X 324" 4FJX-4FJX	2
2	068763-015	1/4 HOSE ASSY X 15" 4FJX-6FJX	1
3	068737-720	1/4 HOSE ASSY X 720" 4FJX-4FJX	2
4	068808-264	1/4 HOSE ASSY X 264" 4FJX-4FJX	2
5	068763-050	1/4 HOSE ASSY X 50" 4FJX-6FJX	1
6	068736-616	3/16 HOSE ASSY X 616" 4FJX-4FJX	2
7	068736-350	3/16 HOSE ASSY X 350" 4FJX-4FJX	2
8	068763-060	1/4 HOSE ASSY X 60" 4FJX-6FJX	1
9	068737-312	1/4 HOSE ASSY X 312" 4FJX-4FJX	2
10	068737-177	1/4 HOSE ASSY X 177" 4FJX-4FJX	2
11	068964-099	1/4 HOSE ASSY X 99" 6FJX-6FJX90S	2
12	061351-054	1/8 HOSE ASSY X 94" 4FJX-4FJX	2
13	068964-072	1/4 HOSE ASSY X 72" 6FJX-6FJX90	1
14	068753-066	1/4 HOSE ASSY X 66" 4FJX-6FJX90	1
15	068740-066	1/2 HOSE ASSY X 66" 10FJX-10FJX	1
16	068965-076	3/8 HOSE ASSY X 76" 6FJX-6FJX90	1
17	068745-046	3/8 HOSE ASSY X 46" 6FJX-6FJX	1
18	068736-021	3/16 HOSE ASSY X 21" 4FJX-4FJX	1
19	068736-019	3/16 HOSE ASSY X 19" 4FJX-4FJX	1
20	068737-094	1/4 HOSE ASSY X 94" 4FJX-4FJX	2
21	068739-020	1" HOSE ASSY X 20" 16FJX-16FJX	1

ITEM	PART NO.	DESCRIPTION	QTY
22	068745-089	3/8 HOSE ASSY X 89" 6FJX- 6FJX	2
23	068745-044	3/8 HOSE ASSY X 44" 6FJX- 6FJX	1
24	068737-064	1/4 HOSE ASSY X 64" 4FJX- 4FJX	1
25	068737-023	1/4 HOSE ASSY X 23" 4FJX-4FJX	1
26	068962-021	5/8 HOSE ASSY X 21-1/2"10FJX- 10FJX	2
27	068745-062	3/8 HOSE ASSY X 62" 6FJX-6FJX	1
28	068962-092	5/8 HOSE ASSY X 92" 10FJX- 10FJX	2
29	068962-066	5/8 HOSE ASSY X 66" 10FJX-10FJX	2
30	068744-015	3/4 HOSE ASSY X 15" 12FJX-12FJX	1
31	068743-026	5/8 HOSE ASSY X 26" 10FJX-10FJX	1
32	068962-032	5/8 HOSE ASSY X 32" 10FJX-10FJX	2
33	069224-065	5/8 HOSE ASSY X 65" 10FJX-10FJX90	1
34	068753-014	1/4 HOSE ASSY X 14" 4FJX-6FJX90	2
35	068763-060	1/4 HOSE ASSY X 60" 4FJX-6FJX	1
36	020032-003	FITTING TEE	1
37	020032-007	FITTING TEE	1
38	067673-005	FITTING, CROSS	1
39	014693-005	FITTING, REDUCER	1
40	068753-120	1/4 HOSE ASSY X 120" 4FJX-6FJX90	2
43	067684-036	3/8 HOSE ASSY X 36" 6FJX-6FJX90	1

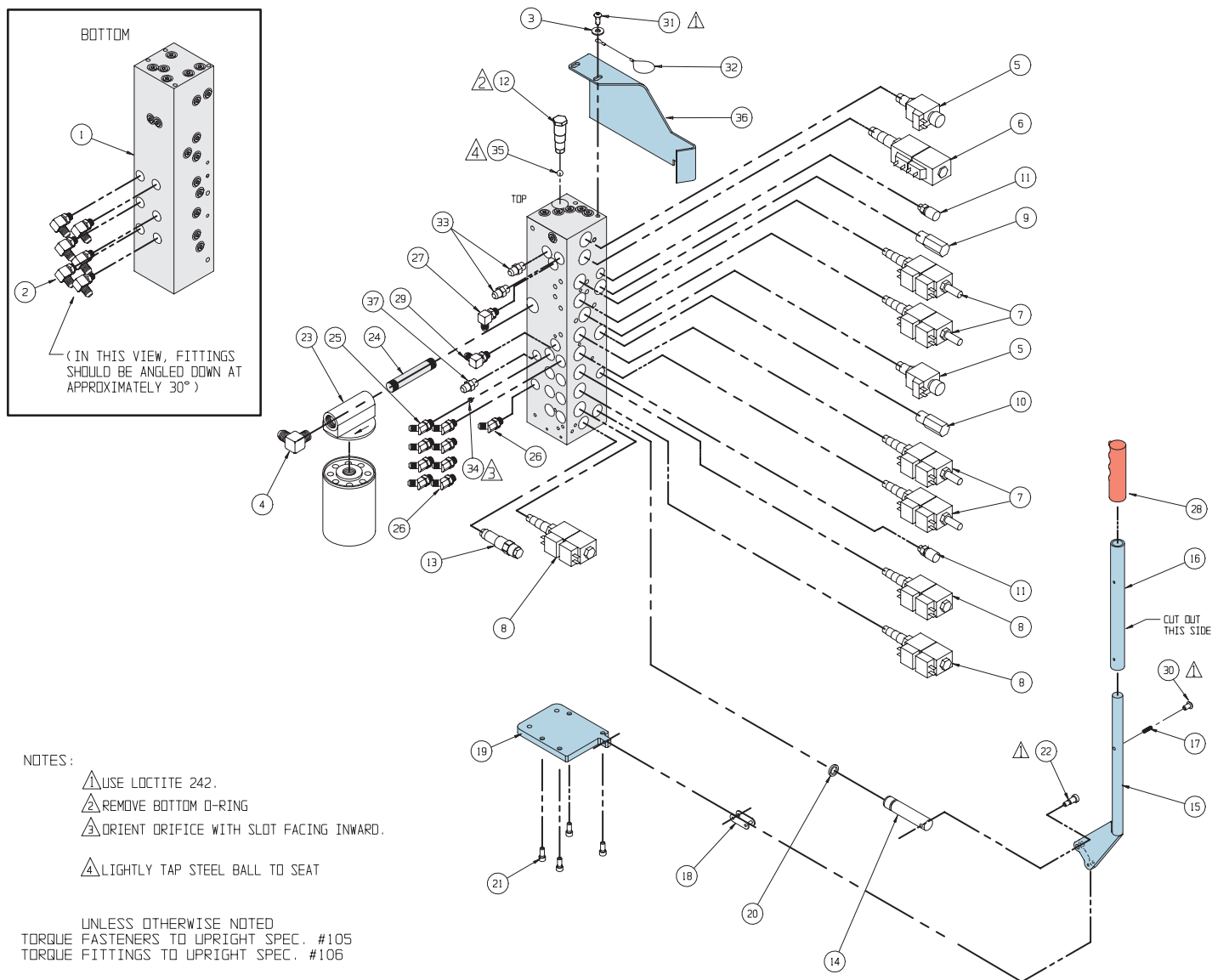
## UpRight Drawing: 068336-005



**116013-000**

ITEM	PART NO.	DESCRIPTION	QTY
1	068349-001	VALVE BLOCK SUB-ASSY.	1
2	011934-001	FITTING, 2062-4-4S	6
3	011240-005	WASHER 5/16 FLAT	2
4	011940-019	90 ELBOW 3/4NPT X 3/4 JIC	1
5	068681-000	FLOW CNTRL,WATERMAN 12C241SP-11/A10	2
6	068683-000	3 POS, 4 WAY, TANDEM CENTER	1
7	068682-000	3 POS, 4 WAY, CLOSED CENTER	4
8	068684-000	3 POS, 4 WAY, MOTOR SPOOL	3
9	060390-018	RELIEF VALVE, 2750 PSI	1
10	060390-019	RELIEF VALVE, 1600 PSI	1
11	063965-001	PLUG, GAGE PORT	2
12	068558-000	DIVERTER VALVE	1
13	068778-014	COUNTERBALANCE VALVE	1
14	068430-000	PISTON, HAND PUMP	1
15	068428-000	LEVER WELDMENT, HAND PUMP	1
16	068429-000	LEVER EXTENSION, HAND PUMP	1
17	068564-001	DETENT BALL / SPRING	1
18	068566-000	PIVOT LINK	1
19	068425-000	MOUNTING PLATE, VALVE BLOCK	1

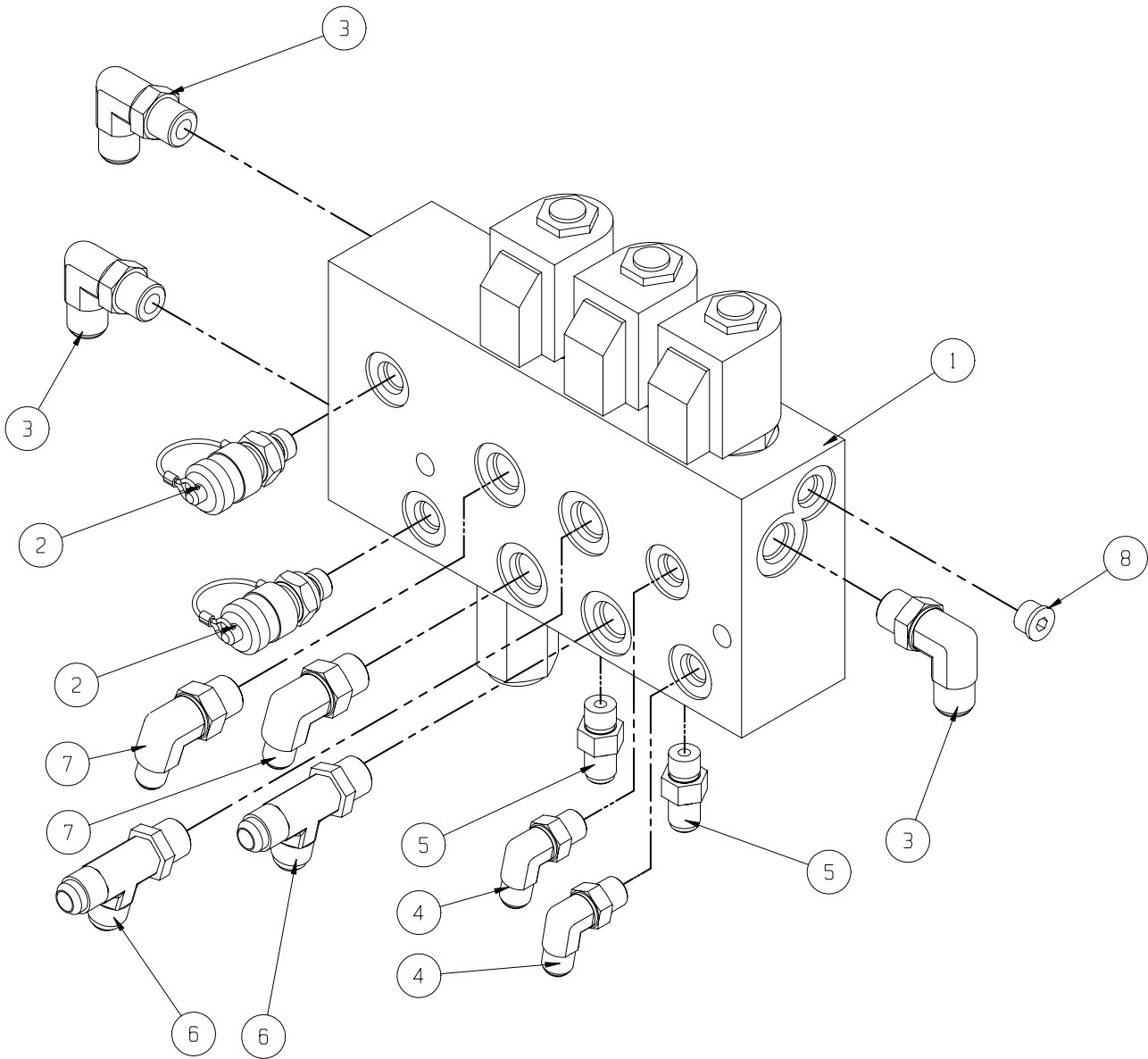
ITEM	PART NO.	DESCRIPTION	QTY
20	012499-016	SEAL, POLYPAK #12500625	1
21	014334-004	SCREW. SOC. HD. 5/16-18 UNC X 1/2	4
22	015936-005	SCREW, SHOULDER 3/8 X 5/8 LG	1
23	005154-001	FILTER ASSY.	1
24	014028-008	PIPE NIPPLE, 3/4 SCHD 40 X 4	1
25	011935-013	FITTING 45 6MB-4MJ	1
26	011935-001	FITTING, 45 SWIVEL EL. 4MB-4MJ	8
27	011934-004	FITTING 90 EL. 6MB-6MJ	1
28	068700-000	HAND GRIP, VINYL	1
29	011934-003	FITTING 2062-6-4S	1
30	011821-004	SCRW BUTT HEAD 1/4-20UNC X 1/2	1
31	011822-006	SCRW BUTT HEAD 5/16-18 UNC X 3/4	2
32	063783-002	LANYARD ASSY	1
33	011941-005	FITTING 202702-6-6S	2
34	015919-000	ORFICE	1
35	061827-000	STEEL BALL 7/16 DIA	1
36	068791-000	BRACKET	1
37	011941-002	FITTING STR 4MB-6MJ	1



Drive Valve Block Assembly  
109109-000

ITEM	PART NO.	DESCRIPTION	QTY
1	109084-000	VALVE BLOCK	1
2	063965-001	TEST PORT	2
3	011934-004	FITTING, ELBOW 90 6MB-6MJ	3
4	011934-001	FITTING, ELBOW 90 4MB-4MJ	2

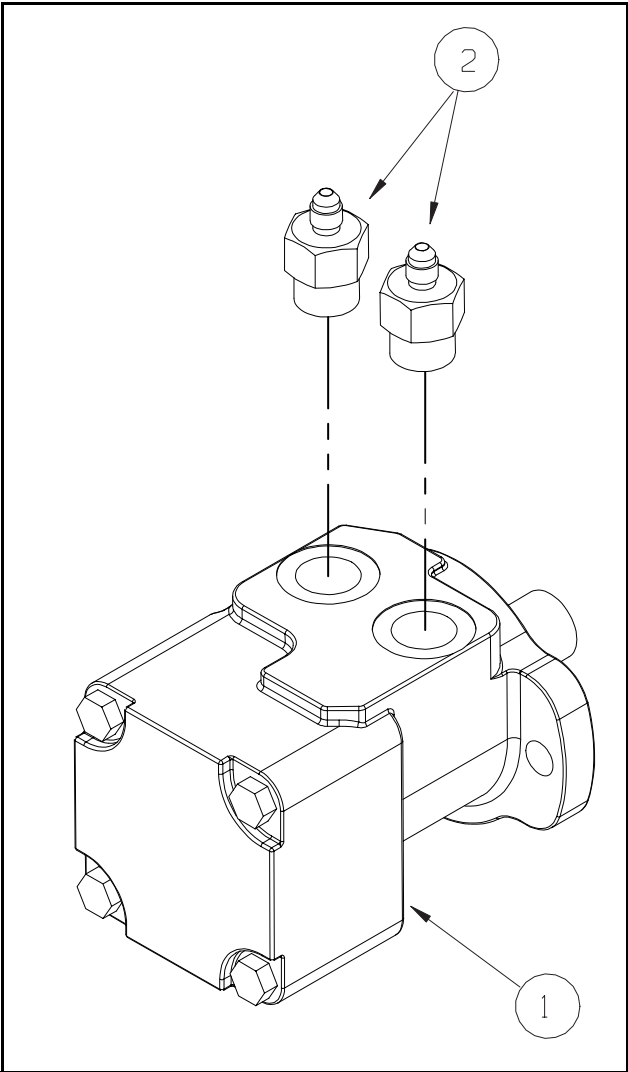
ITEM	PART NO.	DESCRIPTION	QTY
5	011941-001	FITTING, STR 4MB-4MJ	2
6	015961-006	FITTING, TEE 6MB-6MJ-6MJ	2
7	011934-003	FITTING, ELBOW 90 6MB-4MJ	2
8	012004-004	PLUG - PARKER #05HP-04	1



UNLESS OTHER WISE SPECIFIED;  
TORQUE ALL FITTINGS TO UPRIGHT SPEC. #106.00

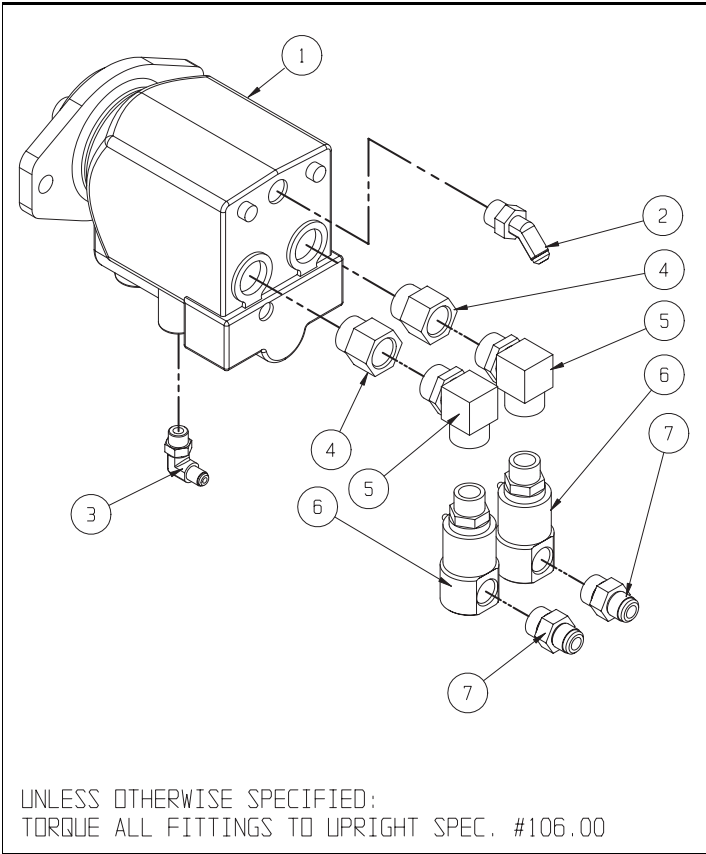
Motor Assembly, Slew Drive  
068575-000

ITEM	PART NO.	DESCRIPTION	QTY
1	068575-000	HYDRAULIC MOTOR	1
2	011934-001	FITTING, STR 10MB-4MJ	2



Motor Assembly, Front  
109110-000

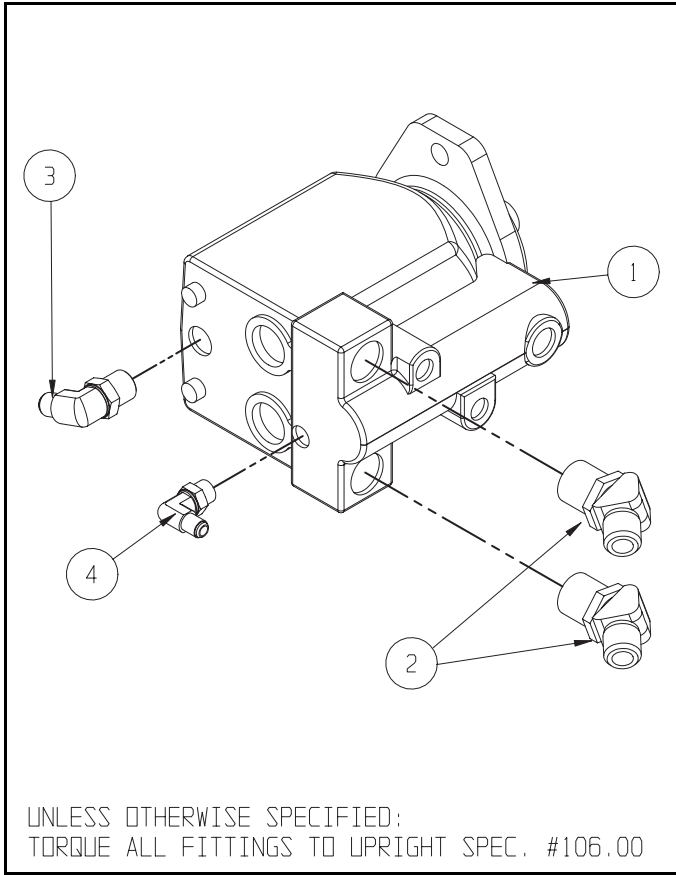
ITEM	PART NO.	DESCRIPTION	QTY
1	109086-000	DRIVE MOTOR	1
2	011935-012	FITTING, ELBOW 45 8MB-6MJ	1
3	011934-003	FITTING, ELBOW 90 6MB-4MJ	1
4	015717-007	FITTING, REDUCER 12MB-10FB	2
5	104386-004	FITTING, ELBOW 90 10MB-10FB	2
6	068885-000	FITTING, SWIVEL	2
7	011941-011	FITTING, STRAIGHT 8MB-10MJ	2





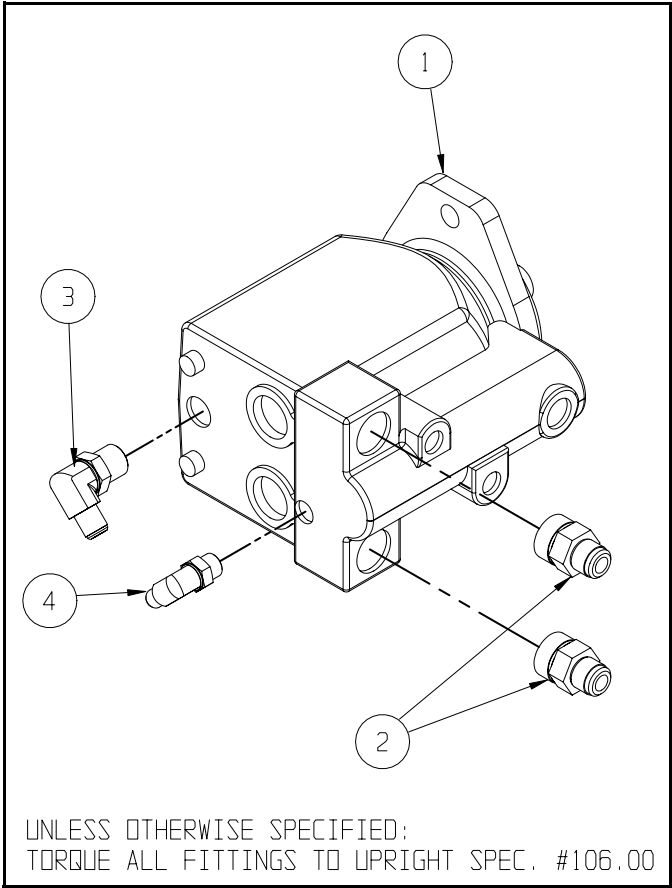
Motor Assembly, Right Rear  
109111-000

ITEM	PART NO.	DESCRIPTION	QTY
1	109086-000	DRIVE MOTOR	1
2	011935-024	FITTING, ELBOW 45 12MB-10MJ	2
3	011934-007	FITTING, ELBOW 90 8MB-6MJ	1
4	011934-003	FITTING, ELBOW 90 6MB-4MJ	1



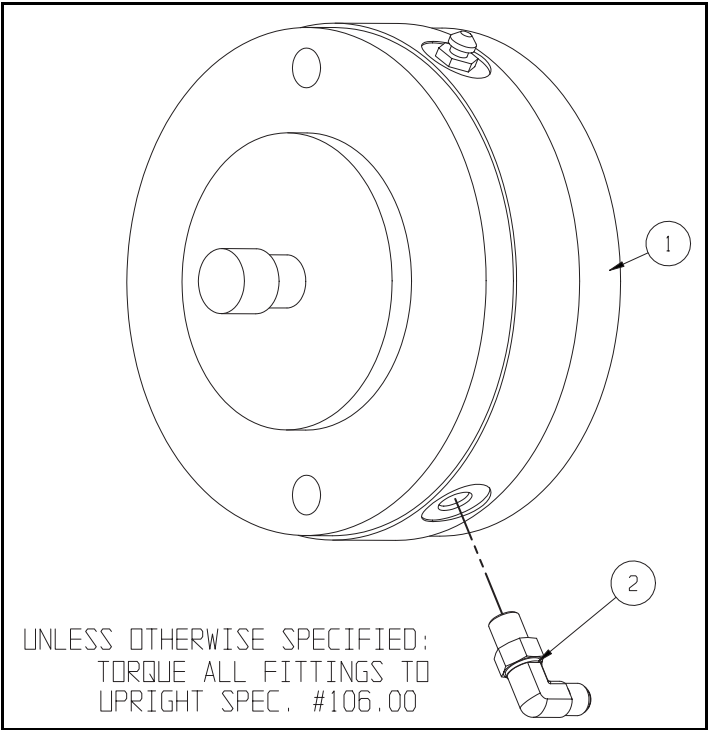
Motor Assembly, Left Rear  
109112-000

ITEM	PART NO.	DESCRIPTION	QTY
1	109086-000	DRIVE MOTOR	1
2	011941-019	FITTING, STRAIGHT 12MB-10MJ	2
3	011934-007	FITTING, ELBOW 90° 8MB-6MJ	1
4	011934-003	FITTING, ELBOW 90° 6MB-4MJ	1



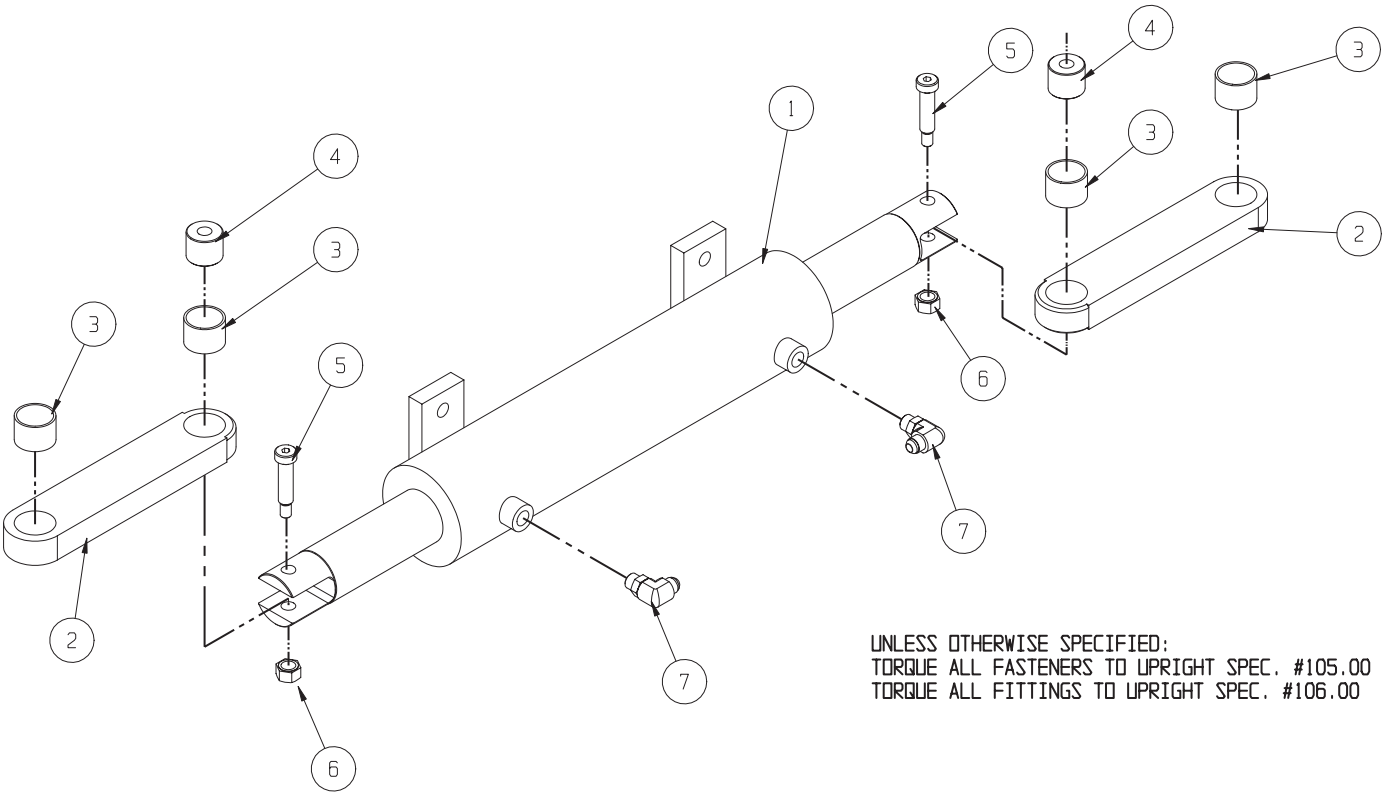
Brake Assembly  
109113-000

ITEM	PART NO.	DESCRIPTION	QTY
1	109085-000	BRAKE	1
2	011934-001	FITTING, ELBOW 90 4MB-4MJ	1



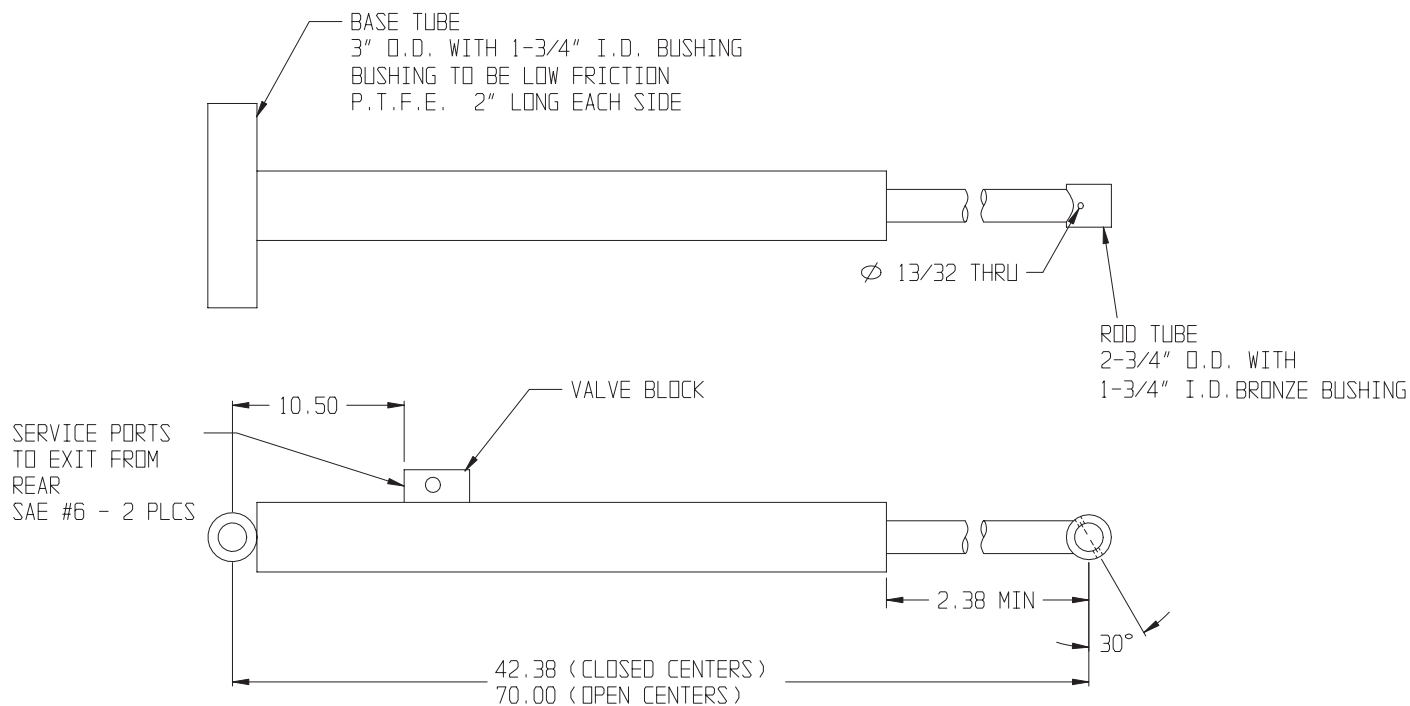
Steering Cylinder Assembly  
109092-000

ITEM	PART NO.	DESCRIPTION	QTY
1	068456-001	HYD. CYLINDER, STEERING	1
2	068902-000	STEERING LINK	2
3	062642-033	BEARING	4
4	068380-000	STEERING PIN, SHORT	2
5	063559-001	BOLT, SHOULDER 1/2" DIA X 1 3/4" LG	2
6	011248-006	LOCKNUT, HEX ESNA 3/8-16	2
7	011934-004	FITTING, ELBOW 90 6MB-6MJ	2



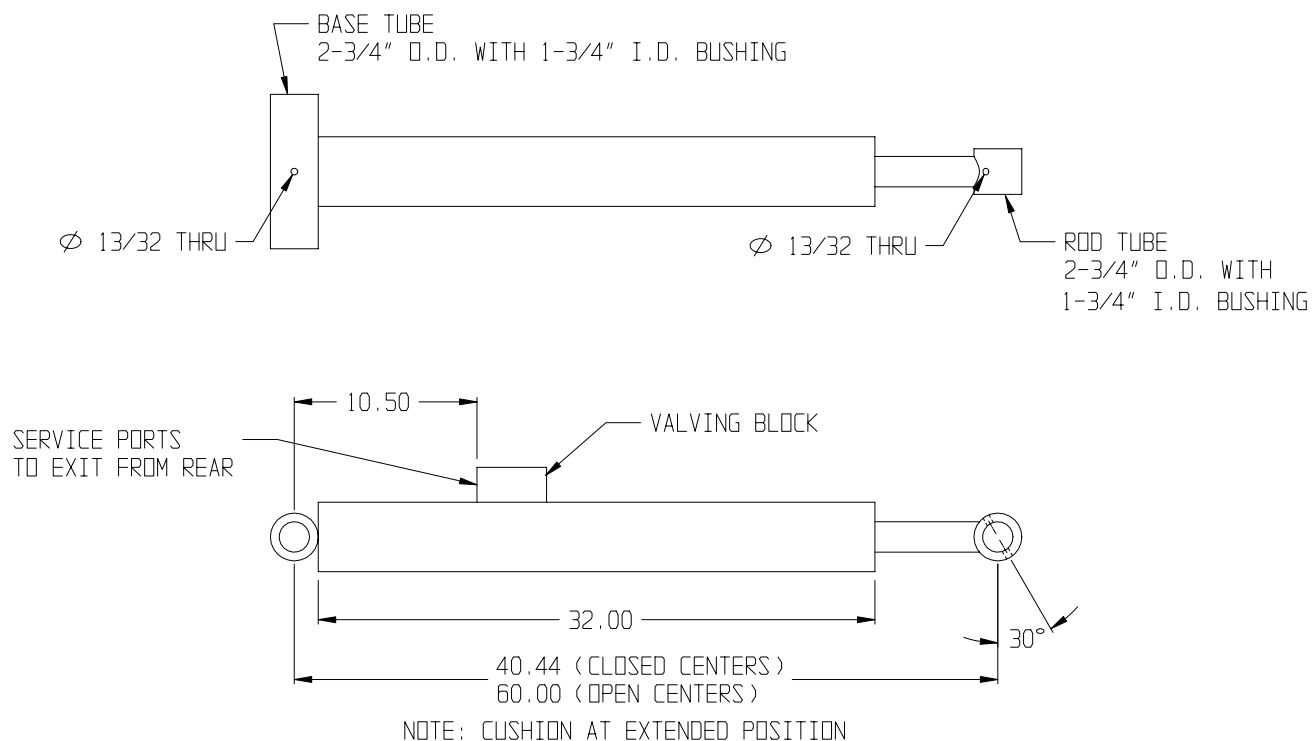
# Riser Cylinder

## 068450-000

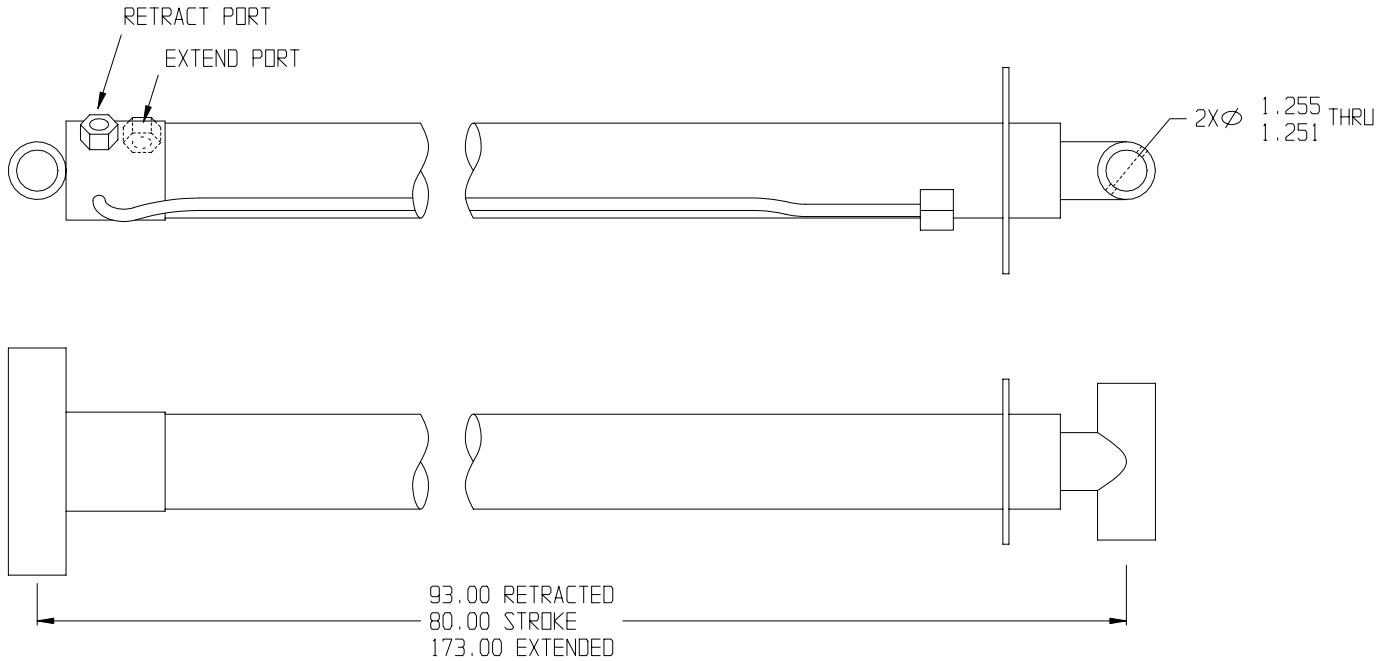


# Boom Raise Cylinder

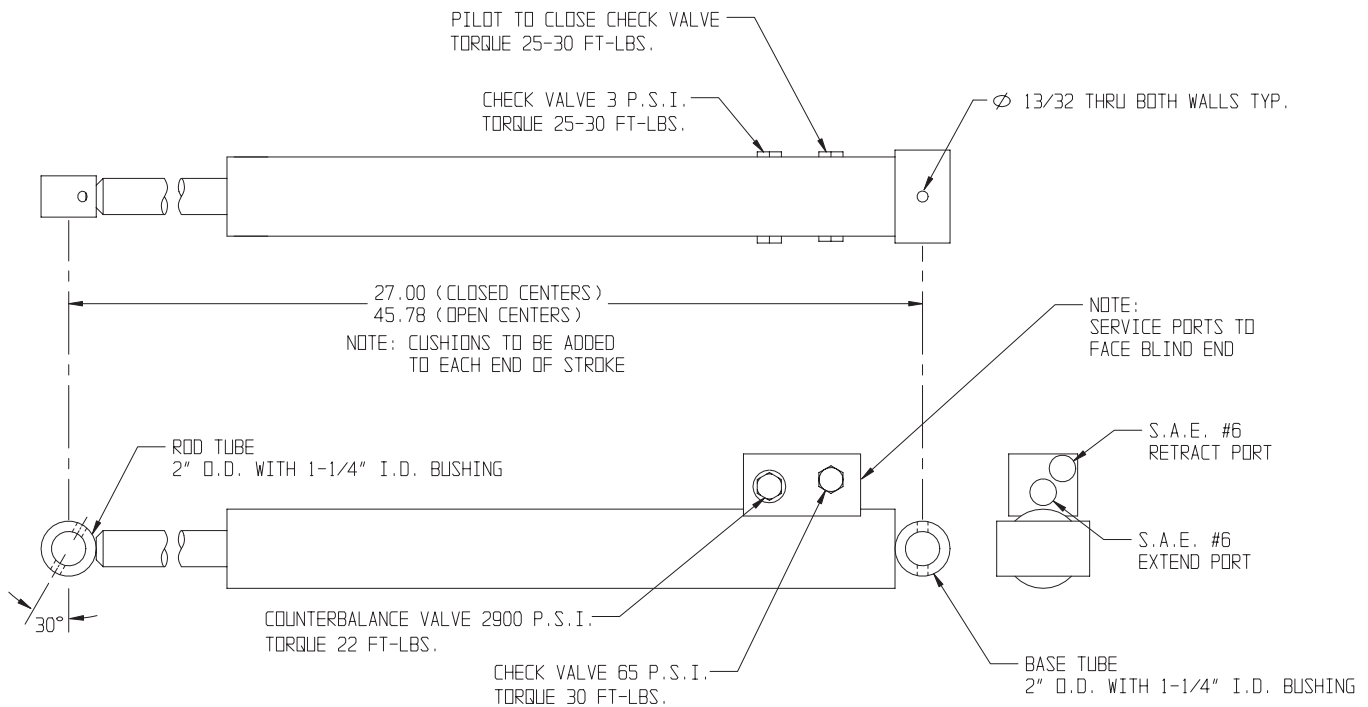
## 068451-000



# **Boom Extend Cylinder** **068452-000**

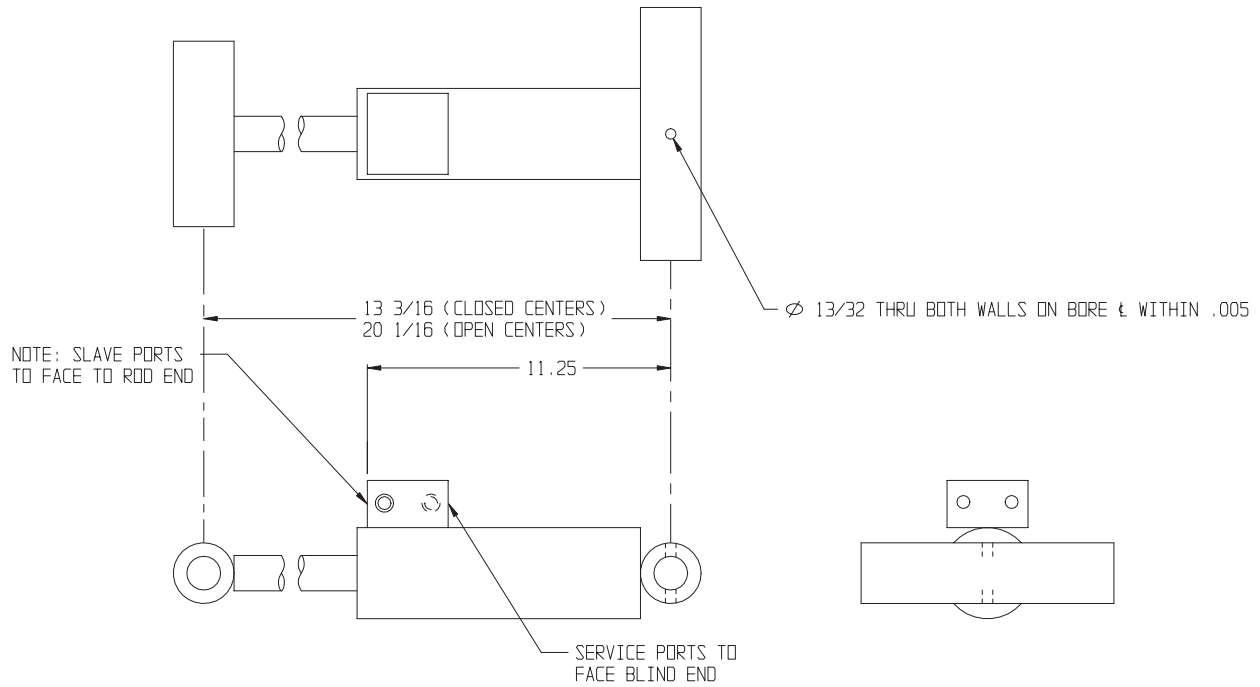


# **Jib Cylinder** **068453-001**



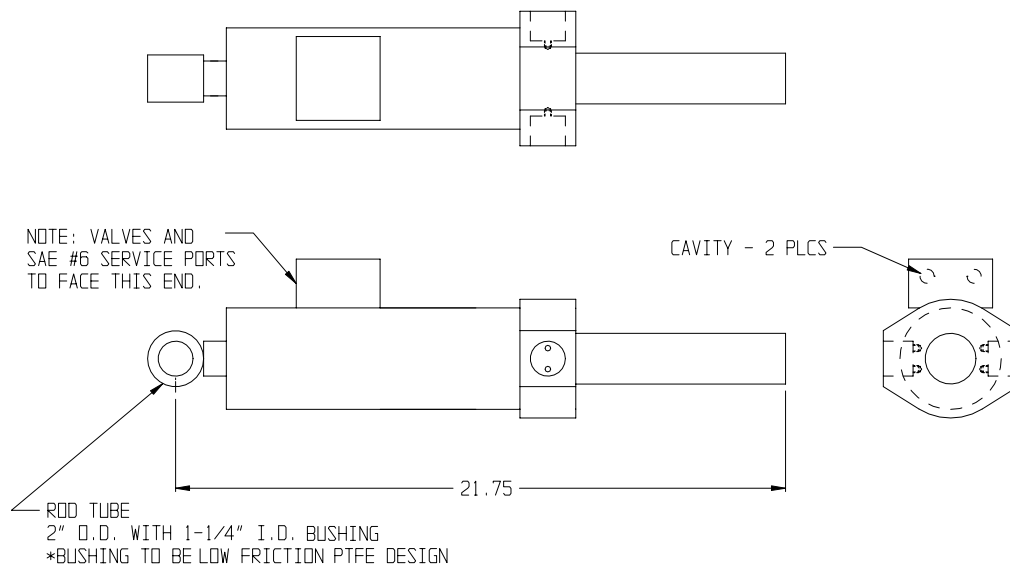
# Master Cylinder

## 068454-000



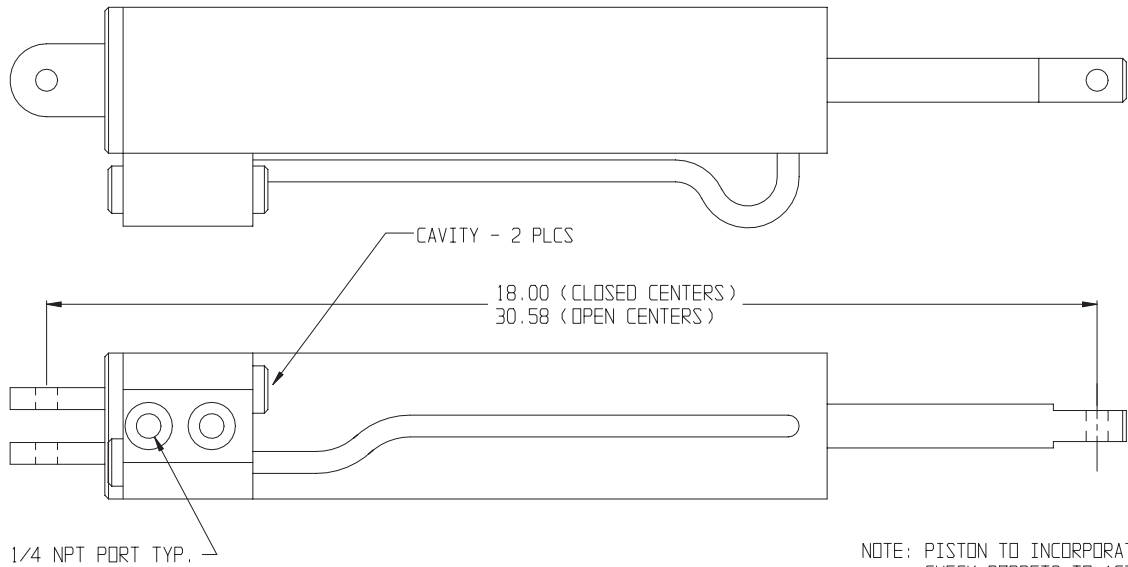
# Slave Cylinder

## 068455-000



NOTE: CYLINDER HOLDS LOAD IN TENSION

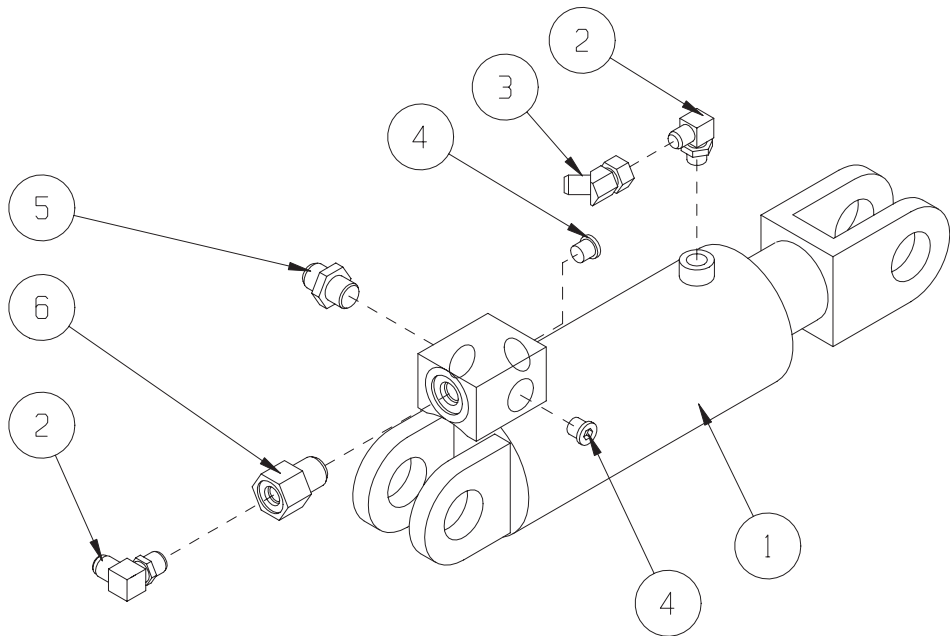
Cage Rotation Cylinder  
068457-000



Axle Lock Cylinder Assembly  
109093-000

ITEM	PART NO.	PART/MATERIAL DESCRIPTION	QTY.	ITEM	PART NO.	PART/MATERIAL DESCRIPTION	QTY.
1	068886-000	CYLINDER, AXLE LOCK	1	4	012004-004	PLUG, #4 S.A.E.	2
2	011934-001	FITTING, ELBOW 90 4MB-4MJ	2	5	011941-001	FITTING, STR ADAPTER 4MB-4MJ	1
3	011932-001	FITTING, ELBOW 45 4FJX-4MJ	1	6	064297-001	P.O. CHECK VALVE	1

UNLESS OTHERWISE SPECIFIED:  
TORQUE ALL FITTINGS TO UPRIGHT SPEC. #106.00



## **LABELS AND OPTIONS**

This section illustrates labels and optionional components that may be installed on the machine. Some drawing groups may include wiring diagrams.

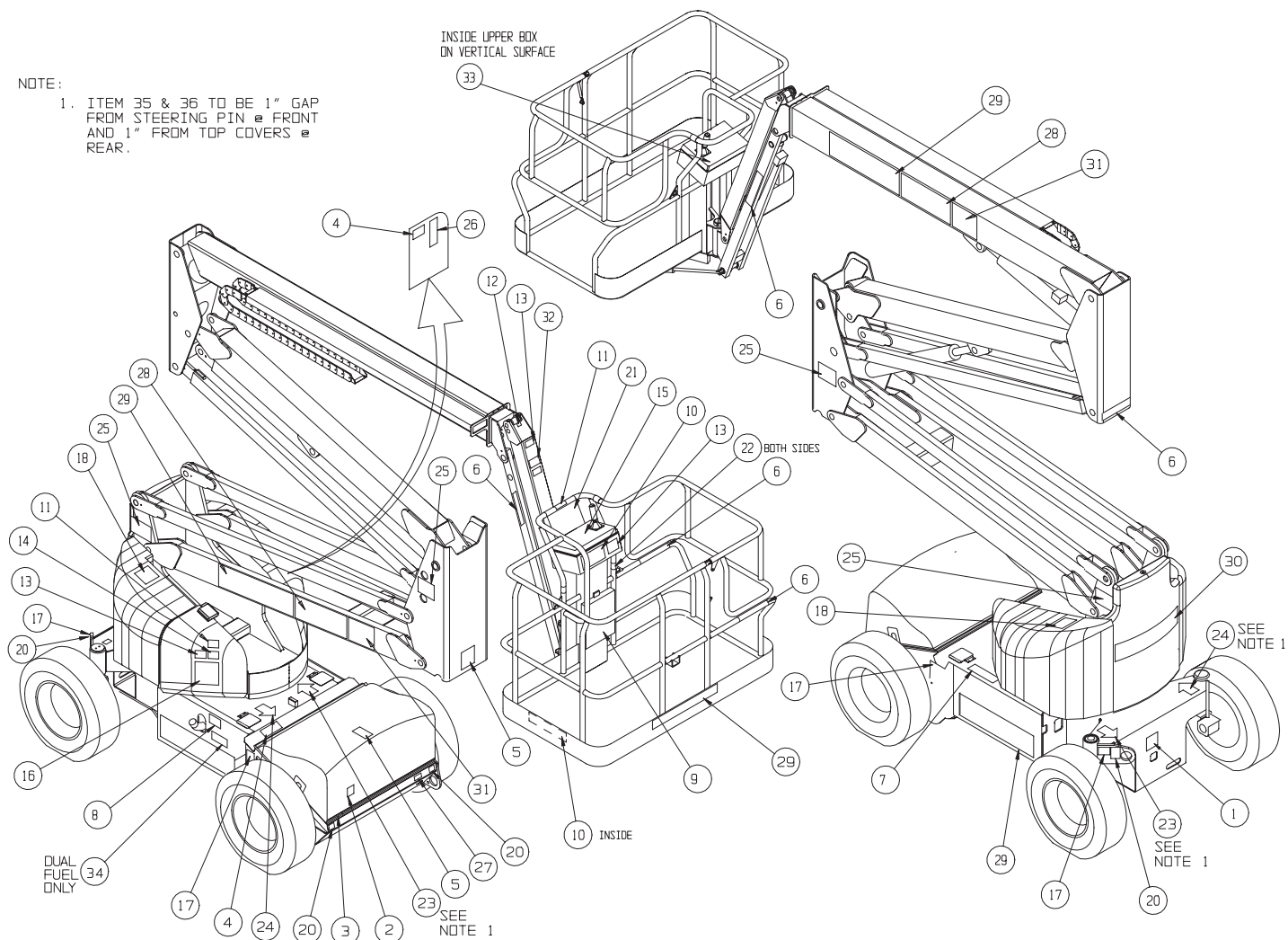
**Label Kit****116006-000 - Diesel****116007-000 - Dual Fuel**

ITEM	PART NO.		PART/MATERIAL DESCRIPTION	QTY.
	DIESEL	DUAL FUEL		
1	061205-002	061205-002	NAMEPLATE	1
2	066552-000	066552-000	LABEL EXPLOSIVE GAS	1
3	005221-000	005221-000	LABEL BATTERY LEVEL	1
4	066555-000	066555-000	LABEL LIMIT SWITCH	2
5	066556-000	066556-000	LABEL PINCH POINT	2
6	066553-001	066553-001	LABEL PINCH POINT	5
7	060197-000	060197-000	LABEL HYDRAULIC FLUID	1
8	-	064166-000	LABEL UNLEADED FUEL	1
	027898-000	-	LABEL DIESEL FUEL	1
9	010076-001	010076-001	LABEL ATTENTION	1
10	062557-012	062557-012	MAX LOAD 500 Lb / 225 Kg	2
11	-	068980-000	LABEL FOOT SWITCH MAY FLOOD	2
	067822-001	-	LABEL GLOW INST.	2
12	064444-000	064444-000	LABEL USA	1
13	066554-000	066554-000	LABEL BEFORE OPERATION	3
14	068979-000	068979-000	LABEL CHOCK WHEEL	1
15	-	116009-000	LABEL UPPER CONTROLS RT DUAL FUEL	1
	116008-000	-	LABEL UPPER CONTROLS RT DSL	1
16	116010-000	116010-000	LABEL LOWER CONTROLS	1

ITEM	PART NO.		PART/MATERIAL DESCRIPTION	QTY.
	DIESEL	DUAL FUEL		
17	066562-004	066562-004	TIRE PSI 55 PSI	4
18	066568-000	066568-000	LABEL CRUSHING HAZARD	2
20	068632-000	068632-000	LABEL HOLD DOWN	4
21	068633-000	068633-000	LABEL READ & UNDERSTAND	1
22	068635-000	068635-000	LABEL HARNESS POINT	2
23	068637-000	068637-000	LABEL ARROW YELLOW	2
24	068637-001	068637-001	LABEL ARROW ORANGE	2
25	066553-004	066553-004	LABEL PINCH POINT	4
26	068638-000	068638-000	LABEL EMERGENCY LOWER	1
27	068639-000	068639-000	LABEL POWER TO PLATFORM	1
28	068634-001	068634-001	LABEL AB46	2
29	061683-005	061683-005	LABEL UPRIGHT	5
30	061683-007	061683-007	LABEL UPRIGHT	1
31	068984-000	068984-000	LABEL RT	2
32	068649-000	068649-000	LABEL, CAUTION- RAISE JIB BOOM	1
33	116056-000	116056-000	LABEL - CONTROL ADJ	1
34	NOT USED	064189-001	LABEL LIQUID WITHDRAWAL	1

## NOTE:

1. ITEM 35 & 36 TO BE 1" GAP FROM STEERING PIN @ FRONT AND 1" FROM TOP COVERS @ REAR.



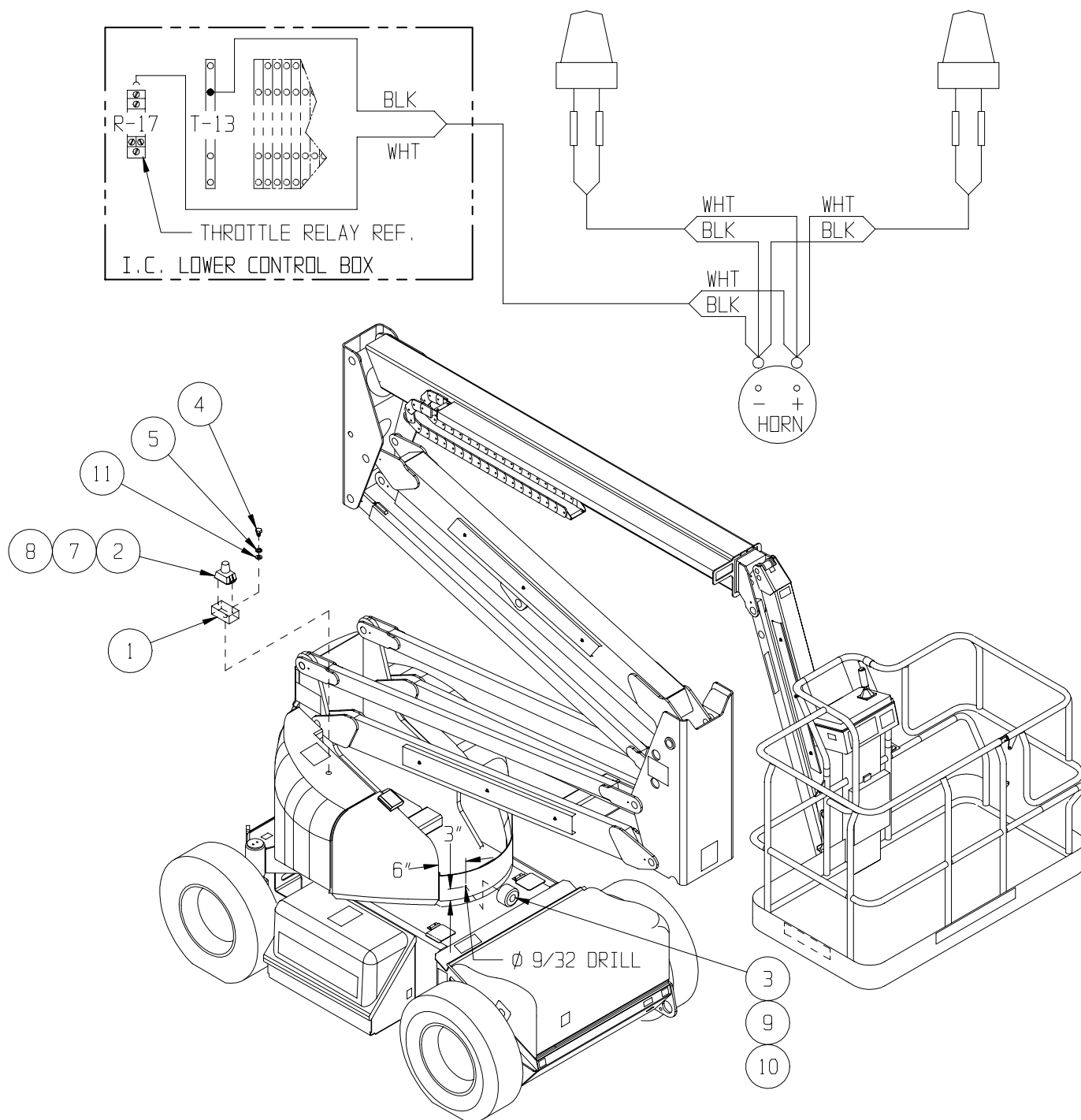


# Motion Alarm Option

## 068294-000

ITEM	PART NO.	PART/MATERIAL DESCRIPTION	QTY.
1	068817-000	STROBE MOUNT WELDMENT	2
2	012848-004	FLASHING STROBE LIGHT	2
3	066807-004	HORN	1
4	011258-008	SCR. HHC 3/4-10 UNC X 1	2
5	011238-016	WASHER, SPLIT LOCK	2
6	029496-099	WIRE, C COND. 16 GA.	8 FT.

ITEM	PART NO.	PART/MATERIAL DESCRIPTION	QTY.
7	011709-004	SCREW # 10-24 UNC X 1/2" LG	4
8	011248-003	LOCKNUT # 10-24 UNC ESNA	4
9	011252-006	SCREW, HHC 1/4-20UNC X 3/4" LG.	1
10	011238-004	LOCKWASHER, 1/4" SPLIT RING	1
11	011240-012	WASHER FLAT STD 3/4	2

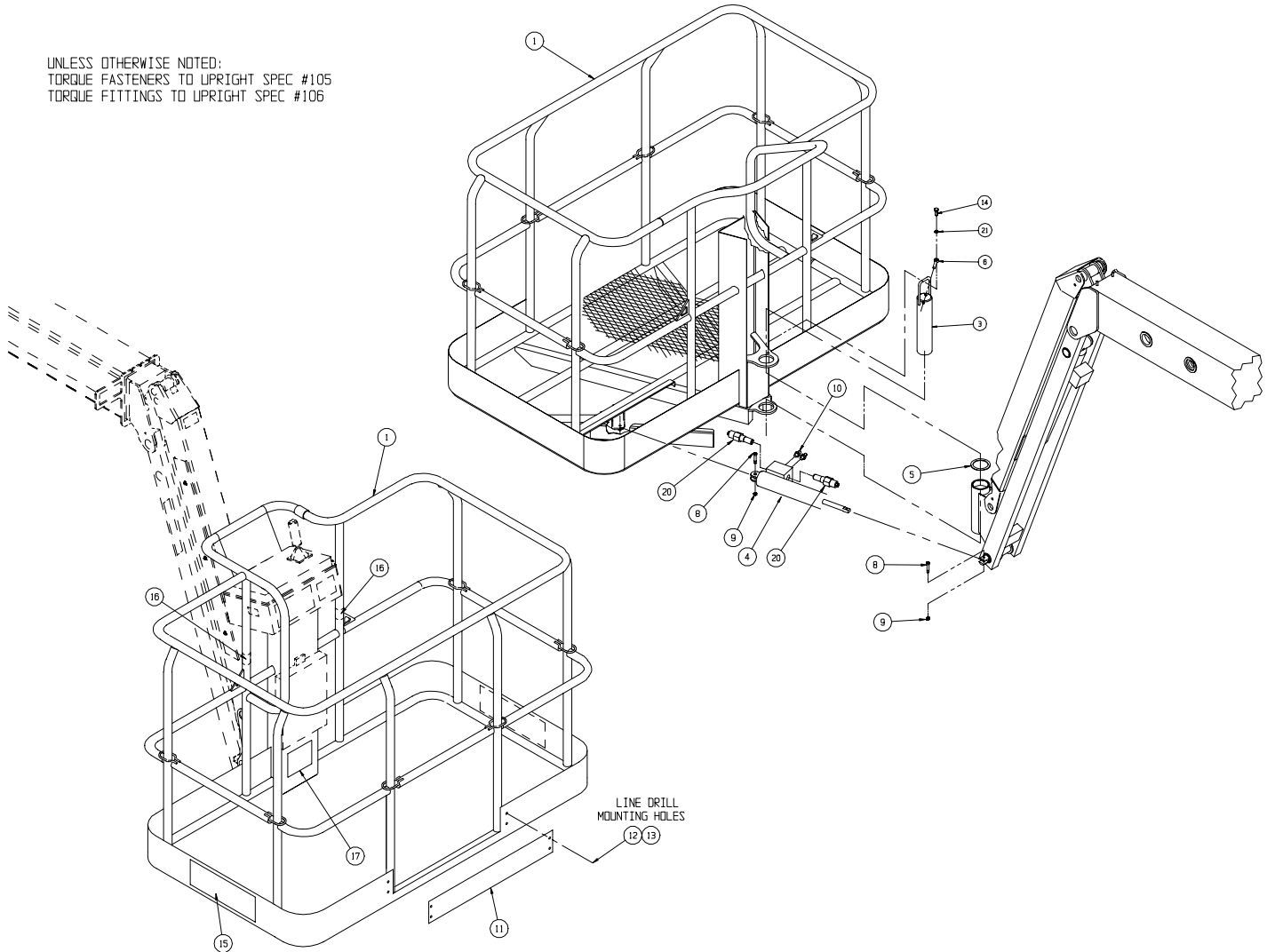


**Platform 'A' Option****068325-000**

ITEM	PART NO.	PART/MATERIAL DESCRIPTION	QTY.
1	068500-000	CAGE "A" WELDMENT	1
3	068775-000	BASKET PIN WELDMENT	1
4	068457-000	CYLINDER, CAGE ROTATION	1
5	068651-000	THRUST WASHER G32DU (MODIFIED)	1
6	065214-000	PIN RETAINER	1
8	015936-010	SHOULDER BOLT	2
9	011248-005	LOCKNUT	2
10	011939-008	FITTING, 6MP-4MJ	2
11	068821-003	TOEBOARD, CAGE ENTRY - EURO	1

ITEM	PART NO.	PART/MATERIAL DESCRIPTION	QTY.
12	011252-006	SCREW HHC GR5 1/4-20 X 3/4	4
13	011248-004	NUT HEX ESNA 1/4-20	4
14	011254-008	SCREW HHC 3/8-16 X 1	1
15	061683-005	LABEL UPRIGHT	2
16	068635-000	LABEL HARNESS POINT	2
17	062557-012	LABEL MAX LOAD 500 LBS	1
20	068778-014	VALVE COUNTERBALANCE, 1500 PSI	2
21	011238-006	LOCKWASHER 3/8 SPLIT	1

UNLESS OTHERWISE NOTED:  
TORQUE FASTENERS TO UPRIGHT SPEC #105  
TORQUE FITTINGS TO UPRIGHT SPEC #106



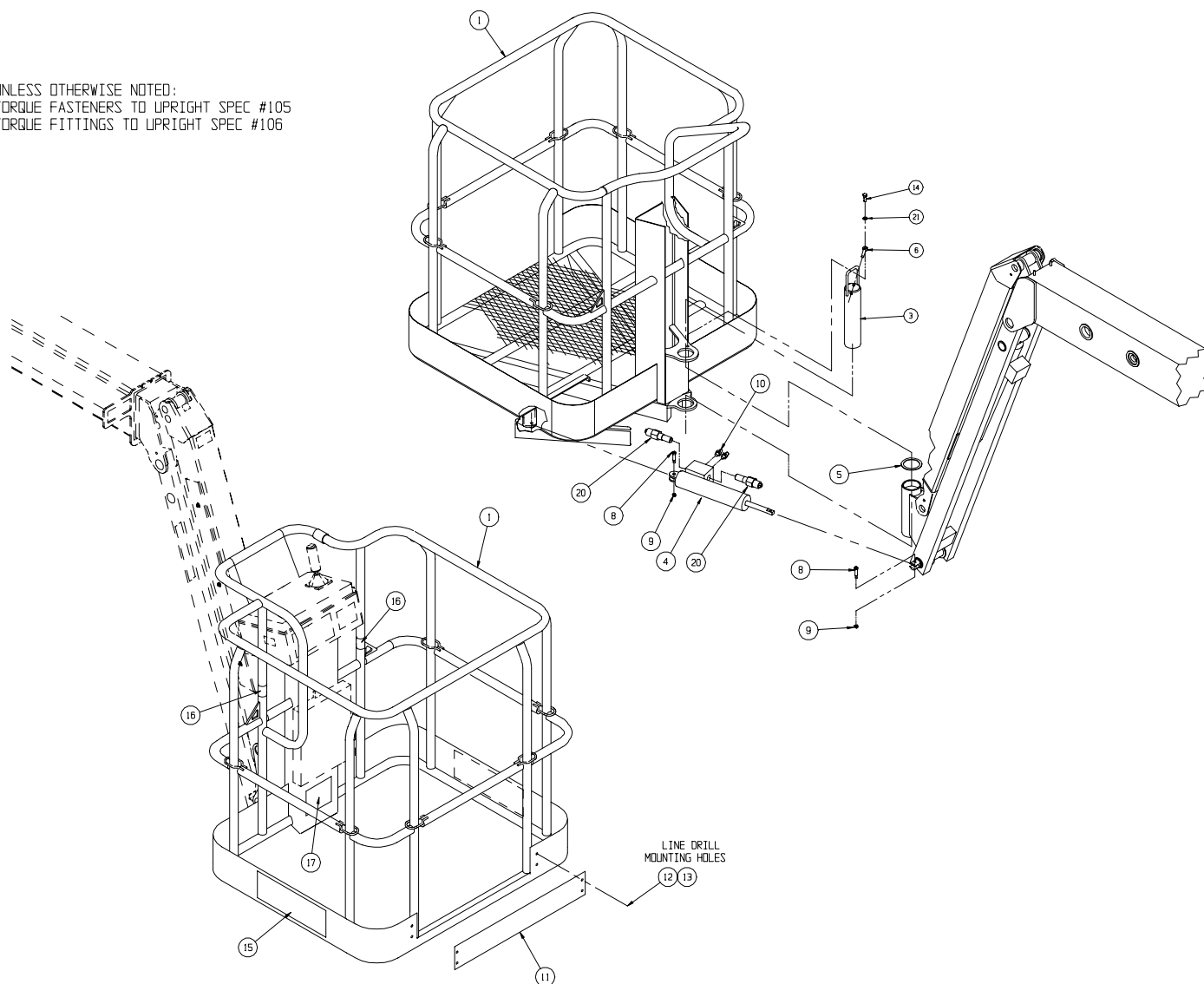
# Four Foot Platform Option

## 068325-003

ITEM	PART NO.	PART/MATERIAL DESCRIPTION	QTY.
1	068500-003	CAGE 4 FT WELDMENT	1
3	068775-000	BASKET PIN WELDMENT	1
4	068457-000	CYLINDER, CAGE ROTATION	1
5	068651-000	THRUST WASHER G32DU (MODIFIED)	1
6	065214-000	PIN RETAINER	1
8	015936-010	SHOULDER BOLT	2
9	011248-005	LOCKNUT	2
10	011939-008	FITTING, 6MP-4MJ	2
11	068821-003	TOEBOARD, CAGE ENTRY - EURO	1

ITEM	PART NO.	PART/MATERIAL DESCRIPTION	QTY.
12	011252-006	SCREW HHC GR5 1/4-20 X 3/4	4
13	011248-004	NUT HEX ESNA 1/4-20	4
14	011254-008	SCREW HHC 3/8-16 X 1	1
15	061683-005	LABEL UPRIGHT	2
16	068635-000	LABEL HARNESS POINT	2
17	062557-012	LABEL MAX LOAD 500 LBS	1
20	068778-014	VALVE COUNTERBALANCE, 1500 PSI	2
21	011238-006	LOCKWASHER 3/8 SPLIT	1

UNLESS OTHERWISE NOTED:  
TORQUE FASTENERS TO UPRIGHT SPEC #105  
TORQUE FITTINGS TO UPRIGHT SPEC #106



**NOTES:**

---

# **UpRight**

Call Toll Free in U.S.A.  
1-800-926-LIFT

---

**UpRight, Inc.**

801 South Pine Street  
Madera, California 93637

TEL: 559-662-3900

FAX: 559-673-6184

PARTS: 1-888-UR-PARTS

PARTS FAX: 1-800-669-9884

**UpRight**

Call Toll Free in U.S.A.

**1-800-926-LIFT**

P/N 116100-000  
05-03

**UpRight**

Unit S1, Park West Industrial Park  
Friel Avenue  
Nangor Road  
Dublin 12, Ireland

TEL: +353 1 620 9300

FAX: +353 1 620 9301