

UpRight

POWERED ACCESS



AB50JRT

WORK PLATFORM

About this manual:

This repair parts manual covers current production machines only.

While UpRight has attempted in every way to confirm that all information in this manual is correct, improvements are being constantly made to the machine that may not be reflected in this manual.

If you find information in this manual that is not correct, or is confusing, you are urged to report your findings to UpRight for our evaluation.

Your input is important to us and will be used in future printings of this manual.

Every person who repairs this machine must be qualified and authorized to do so.

▲CAUTION

DO NOT modify this aerial platform without prior written consent of UpRight Engineering Department. Modification may void the warranty, adversely affect stability, or affect the operational characteristics of the aerial platform.

This machine is covered by a limited warranty that specifically identifies items warrantied by UpRight and those items covered by original manufacturers warranty.

A copy of the UpRight Limited Warranty is located on the inside of the back cover of this manual.

All correspondence relative to this machine, such as field reports, discrepancy reports, requests for information, etc., should be directed to:

UpRight Powered Access HQ
Vigo Centre
Birtley Road
Washington
Tyne & Wear
NE389DA

Tel: +44 (0) 1952 607 677

The following abbreviations may be used in this manual:

AC..... alternating current
ANSI..... American National Standards Institute
CCA..... cold cranking amps
cm..... centimeter
DC..... direct current
EMS..... envelope management system
GFCI..... ground fault circuit interrupt
LP..... liquified petroleum
LPG..... liquified petroleum gas
mm..... millimeters
ft..... feet
in..... inch

lbs..... pounds
no..... number
NPT..... national pipe thread
psi..... pounds per square inch

Electrical Hazard

▲DANGER

The aerial platform is not electrically insulated. Death or serious injury can result from contact with, or inadequate clearance from, an energized conductor.

Do not go closer than the minimum safe approach distance as defined by the minimum Safe Approach Distance as defined by ANSI Standards.

Regard all conductors as energized.

Allow for electrical wire sag and aerial platform sway.

If the work platform, or any part of the aerial platform contacts a high-voltage electrical conductor, the entire machine can become electrically charged.

If that happens, remain on the machine and do not contact any other structure or object. This includes the ground, adjacent buildings, poles, and any other objects that are not part of the aerial platform.

Such contact could make your body a conductor to the other object, creating an electrical shock hazard resulting in death or serious injury.

If an aerial platform is in contact with an energized conductor the platform operator must warn ground personnel in the vicinity to stay away. Their bodies can conduct electricity creating an electrical shock hazard resulting in death or serious injury.

Do not approach or leave the aerial platform until the electricity has been turned off.

Do not attempt to operate the lower controls when the work platform or any part of the aerial platform is in contact with a high-voltage electrical conductor or if there is an immediate danger of such contact.

Personnel on or near an aerial platform must be continuously aware of electrical hazards, recognizing that death or serious injury can result from contact with an energized conductor.

Service and parts information

| | |
|--------------------------------------------|----|
| To order service or repair parts | i |
| ANSI and OSHA compliance | i |
| Manuals | i |
| Parts order form | ii |

Section 1. - Repair parts

| | |
|-----------------------------------------------------|------|
| Chassis, 2 x 2 | 1-3 |
| Chassis, 2 x 4 | 1-7 |
| Chassis, 4 x 2 | 1-9 |
| Chassis, 4 x 4 | 1-13 |
| Drive yoke, front left hand | 1-15 |
| Drive yoke, front right hand | 1-16 |
| Drive yoke, rear left hand | 1-17 |
| Drive yoke, rear right hand | 1-18 |
| Drive yoke, rear left hand 2 wheel steer | 1-19 |
| Drive yoke, rear right hand 2 wheel steer | 1-20 |
| Steer yoke, front left hand | 1-21 |
| Steer yoke, front right hand | 1-22 |
| Turntable | 1-24 |
| Swing drive | 1-26 |
| Engine tray, Ford gasoline | 1-27 |
| Engine tray, Kubota diesel | 1-31 |
| Air cleaner | 1-33 |
| Fuel tray | 1-34 |
| Fuel tank | 1-36 |
| Cowling, engine tray | 1-37 |
| Cowling, fuel tray | 1-38 |
| Tires and wheels | 1-39 |
| Booms, lower | 1-40 |
| Booms, upper | 1-42 |
| Jib arm | 1-44 |
| Power trak | 1-46 |
| Platform | 1-48 |
| Platform gate | 1-50 |
| Platform rotator | 1-51 |
| Placards and decals | 1-52 |
| Gear hub | 1-56 |
| Gear hub with brake | 1-58 |
| Swing drive, Perfection Gear | 1-60 |

Section 2. - Hydraulics

| | |
|--------------------------------------------|------|
| Hydraulic hoses, chassis 2 x 2 | 2-2 |
| Hydraulic hoses, chassis 2 x 4 | 2-7 |
| Hydraulic hoses, chassis 4 x 2 | 2-8 |
| Hydraulic hoses, chassis 4 x 4 | 2-13 |
| Hydraulic hoses, booms | 2-14 |
| Hydraulic hoses, turntable | 2-16 |
| Control valve, 3 station | 2-18 |
| Control valve package, 3 station | 2-20 |
| Control valve, 4 station | 2-22 |
| Control valve package, 4 station | 2-24 |
| Control valve, 5 station | 2-26 |
| Control valve package, 5 station | 2-28 |
| Drive valve, 2 x 2 | 2-30 |
| Drive valve, 4 wheel drive | 2-31 |
| Drive valve | 2-32 |

| | |
|----------------------------------------------|------|
| Differential valve, 4 wheel drive | 2-33 |
| Differential valve | 2-34 |
| Axle lock cylinder, left hand | 2-35 |
| Axle lock cylinder, right hand | 2-36 |
| Axle lock valve | 2-37 |
| Brake valve, front | 2-38 |
| Brake valve, rear | 2-39 |
| Centerpost | 2-40 |
| Check valve | 2-42 |
| Cylinder, axle lock - GBI | 2-43 |
| Extend cylinder | 2-44 |
| Cylinder, extension - Rosenboom | 2-45 |
| Jib cylinder | 2-46 |
| Cylinder, jib - Rosenboom | 2-47 |
| Main boom lift cylinder | 2-48 |
| Cylinder, main boom lift - Green | 2-49 |
| Cylinder, main boom lift - Prince | 2-50 |
| Master level cylinder | 2-51 |
| Cylinder, master level - Green | 2-52 |
| Cylinder, master level - Prince | 2-53 |
| Cylinder, master level - Rosenboom | 2-54 |
| Riser lift cylinder | 2-55 |
| Cylinder, riser lift - Prince | 2-56 |
| Slave level cylinder | 2-57 |
| Cylinder, slave level - Rosenboom | 2-58 |
| Steer cylinder | 2-59 |
| Cylinder, steering - Green | 2-60 |
| Cylinder, steering - Prince | 2-61 |
| Dynamic brake valve | 2-62 |
| Emergency power pump | 2-63 |
| Hydraulic oil reservoir | 2-64 |
| Hydraulic oil filter | 2-65 |
| Hydraulic platform rotator | 2-66 |
| Hydraulic pump and fittings | 2-67 |
| Hydraulic pump | 2-68 |
| Hydraulic drive motor | 2-70 |
| Pressure reducing valve | 2-71 |
| Rear steer valve | 2-72 |
| Valve, rear steer | 2-73 |
| Shift valve, 2 wheel drive | 2-74 |
| Valve, 2 wheel drive shift | 2-75 |
| Shift valve, 4 wheel drive | 2-76 |
| Valve, 4 wheel drive shift | 2-77 |

Section 3. - Electrical

| | |
|---------------------------------------------|------|
| Chassis wiring, 2 x 2 | 3-2 |
| Chassis wiring, 2 x 4 | 3-3 |
| Chassis wiring, 4 x 2 | 3-4 |
| Chassis wiring, 4 x 4 | 3-5 |
| Engine tray wiring, Ford engine | 3-6 |
| Engine tray wiring, Kubota engine | 3-8 |
| Fuel tray wiring | 3-10 |
| Booms wiring | 3-12 |
| Turntable wiring | 3-14 |
| Crab steer wiring | 3-15 |
| Lower control box | 3-16 |
| Upper control box | 3-18 |

Table of contents

| | |
|-----------------------------------------|------|
| Engine gauge panel | 3-20 |
| Platform foot switch | 3-21 |
| Switch, extend | 3-22 |
| Switch, front axle right hand | 3-23 |
| Switch, main boom | 3-24 |
| Switch, riser | 3-25 |
| Switch, steering | 3-26 |
| Switch, turntable | 3-27 |
| Power to platform, 110 volt | 3-28 |

Section 4. - Factory installed options

| | |
|-------------------------------------|------|
| Air line to platform | 4-2 |
| AC generator | 4-4 |
| AC hydraulic motor | 4-6 |
| Dual fuel, Ford engine | 4-8 |
| LP fuel only, Ford engine | 4-10 |
| Battery, extra for Ford | 4-12 |
| Battery, extra for Kubota | 4-14 |
| Isolation valve | 4-16 |
| Engine block heater | 4-17 |
| Motion alarm | 4-18 |
| Motion alarm, drive | 4-19 |
| Platform lights | 4-20 |
| Sandblast kit | 4-21 |
| Tow package | 4-22 |
| Upper control box cover | 4-24 |
| Vandalism protection | 4-25 |
| Warning lights | 4-26 |

Parts order form

Fill out completely and fax to: +44 (0) 1952 607 678 attention: Parts Worldwide

Date _____ Model _____
Company _____ Serial number _____
Address _____ Optional equipment _____
_____ Purchase order number _____
Contact name _____ Ship to _____
Phone number _____
Fax number _____
Account number _____
Purchase order number _____ Ship by _____

| Part number | Description | Quantity | Price |
|-------------|-------------|----------|-------|
| | | | |
| | | | |
| | | | |
| | | | |
| | | | |
| | | | |
| | | | |
| | | | |
| | | | |
| | | | |
| | | | |
| | | | |
| | | | |
| | | | |
| | | | |
| | | | |
| | | | |
| | | | |
| | | | |
| | | | |
| | | | |
| | | | |

Note: Backordered parts will be shipped as soon as available by the same shipping method as the original order unless indicated below:

- ☐ Ship complete order only - do not backorder parts.
☐ Ship all available parts and supply information of disposition of backordered parts.
☐ Other instructions as specified _____

Chassis, 2 x 2

| item | part no | qty | description |
|------|------------|-----|---------------------------------------------------------------------------------|
| 1 | 0150059 | 1 | Rotation bearing |
| 2 | 0160563 | 4 | Pin, tie rod |
| 3 | 0162112-99 | 4 | Retainer, bottom king pin |
| 4 | 0162084 | 1 | Drive yoke, rear left hand 2 wheel steer - (see page 1-19 for parts breakdown) |
| 5 | 0162126-99 | 1 | Rear axle |
| 6 | 25560277 | 4 | Trimlock |
| 7 | 0162125-99 | 1 | Front axle |
| 8 | | 1 | Chassis - (consult factory) |
| 9 | 0161933-99 | 1 | Tie rod |
| 10 | 0162163 | 8 | Pin, yoke pivot |
| 11 | 0161831 | 1 | Pin, axle pivot |
| 12 | 0162116-99 | 1 | Plate, wear |
| 13 | 0161984 | 1 | Steer yoke, front right hand - (see page 1-22 for parts breakdown) |
| 14 | 0161989 | 1 | Steer yoke, front left hand - (see page 1-21 for parts breakdown) |
| 15 | 0162088 | 1 | Axle lock cylinder, left hand - (see page 2-36 for parts breakdown) |
| 16 | 0162100 | 2 | Steer cylinder - (see page 2-60 section for parts breakdown) |
| 17 | 5560169 | 18 | Washer 5/8 hard flat ASTM-F436 |
| 18 | 5560201 | 18 | Capscrew 5/8-11 x 2-1/2 inch long locking hex head grade 8 |
| 19 | 0161836-99 | 1 | Front cover |
| 20 | 0162749-99 | 1 | Rear cover |
| 21 | 300542 | 12 | Snap ring 1 inch heavy duty |
| 22 | 0162087 | 1 | Axle lock valve - (see page 2-38 for parts breakdown) |
| 23 | 972469 | 3 | Capscrew 3/8-16 x 1 inch long socket flat head |
| 24 | 5560004 | 4 | Nut 1/4-20 self locking |
| 25 | 0162195 | 1 | Shift valve, 2 wheel drive - (see page 2-75 for parts breakdown) |
| 26 | 0162288-99 | 4 | Retainer, top king pin |
| 27 | 0161768-99 | 2 | Bumper |
| 28 | 0162220 | 1 | Drive yoke, rear right hand 2 wheel steer - (see page 1-20 for parts breakdown) |
| 29 | 970029 | 13 | Capscrew 1/4-20 x 3/4 inch long hex head grade 5 |
| 30 | 987099 | 13 | Washer 1/4 medium lock |
| 31 | 5560078 | 22 | Capscrew 1/2-13 x 1-1/2 inch long hex head grade 8 |
| 32 | 986359 | 66 | Washer 1/2 medium flat |
| 33 | 987139 | 66 | Washer 1/2 medium lock |
| 34 | 986019 | 17 | Washer 1/4 medium flat |
| 35 | 970059 | 2 | Capscrew 1/4-20 x 1-1/2 inch long hex head grade 5 |
| 36 | 0162096 | 1 | Axle lock cylinder, right hand - (see 2-37 section for parts breakdown) |
| 37 | 0162591 | 1 | Drive valve, 2 x 2 - (see page 2-31 for parts breakdown) |
| 38 | 2500048 | 2 | Bearing |
| 39 | 970469 | 4 | Capscrew 3/8-16 x 1 inch long hex head grade 5 |
| 40 | 986299 | 6 | Washer 3/8 medium flat |
| 41 | 987119 | 4 | Washer 3/8 medium lock |
| 42 | 0162583 | 1 | Brake valve, rear - (see page 2-40 for parts breakdown) |
| 43 | 5093012 | 2 | Clamp |
| 44 | 970049 | 2 | Capscrew 1/4-20 x 1 inch long hex head grade 5 |
| 45 | 5034403 | 2 | Bulkhead union |
| 46 | 970469 | 2 | Capscrew 3/8-16 x 1 inch long hex head grade 5 |
| 47 | 5560033 | 2 | Nut 3/8-16 self locking |
| 48 | 5560362 | 6 | Capscrew 1/2-13 x 3-1/4 inch long hex head grade 5 |
| 49 | 986769 | 2 | Machine washer |
| 50 | 561196 | 2 | Bearing |
| | | | Parts list continued on next page |

Chassis, 2 x 2

| item | part no | qty | description |
|------|------------|-----|-------------------------------------------------|
| 51 | 970889 | 8 | Capscrew 1/2-13 x 1 inch long hex head grade 5 |
| 52 | 970929 | 30 | Capscrew 1/2-13 x 2 inch long hex head grade 5 |
| 53 | 0162091-99 | 1 | Plate, rear axle mount tie right hand |
| 54 | 0162092-99 | 1 | Plate, rear axle mount tie left hand |
| 55 | 5569892 | 2 | Capscrew 5/16-18 x 4 inch long hex head grade 5 |
| 56 | 986269 | 2 | Washer 5/16 medium flat |
| 57 | 987109 | 4 | Washer 5/16 medium lock |
| 58 | 0162090 | 2 | Pin, steer cylinder |
| 59 | 0162508 | 2 | Pin, tie rod |
| 60 | 0162666-99 | 2 | Plate, axle cover |

F

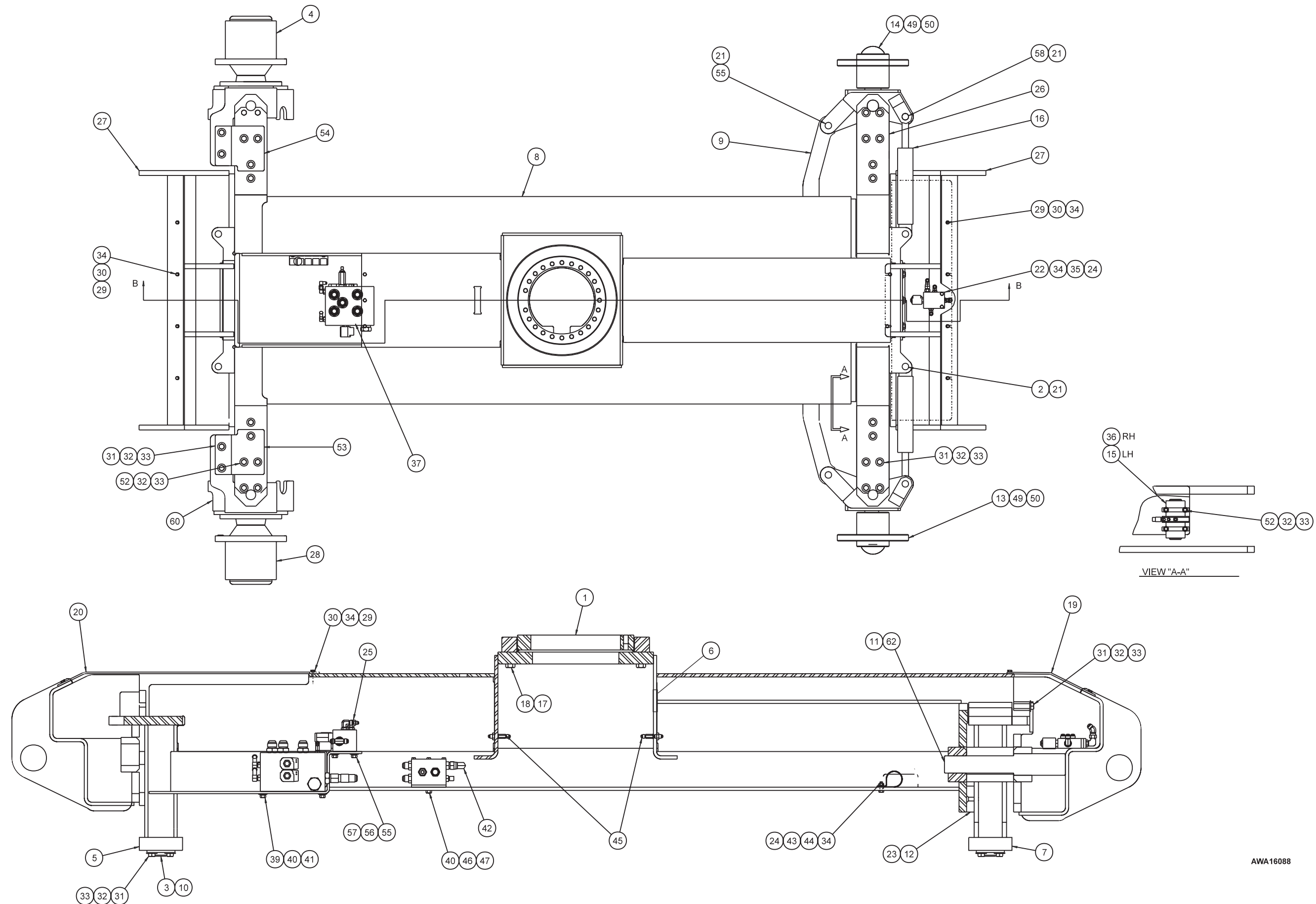
E

D

C

B

A



AWA16088

TITLE Chassis 2 x 2

UpRight

Page 1 - 5

F

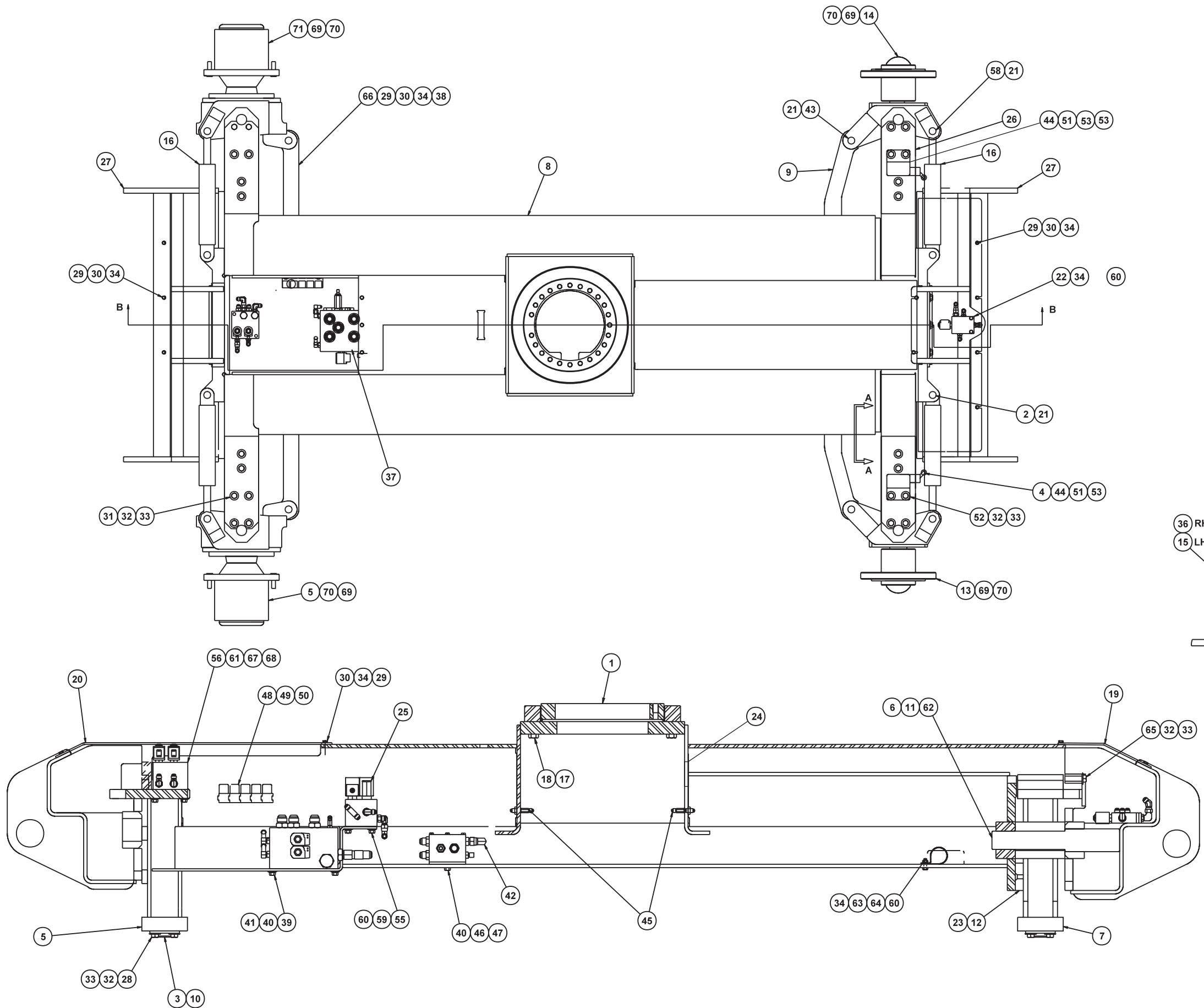
E

D

C

B

A



AWA16089

Chassis, 2 x 4

| item | part no | qty | description |
|------|------------|-----|----------------------------------------------------------------------|
| 1 | 0150059 | 1 | Rotation bearing |
| 2 | 0160563 | 4 | Pin, tie rod |
| 3 | 0162112-99 | 4 | Retainer, bottom king pin |
| 4 | 0162887 | 1 | Switch, front axle right hand - (see page 3-24 for parts breakdown) |
| 5 | 0162095 | 1 | Drive yoke, rear right hand - (see page 1-18 for parts breakdown) |
| 6 | 0161444 | 1 | Bushing spacer |
| 7 | 0162125-99 | 1 | Front axle |
| 8 | | 1 | Chassis - (consult factory) |
| 9 | 0161933-99 | 1 | Tie rod |
| 10 | 0162163 | 8 | Pin, yoke pivot |
| 11 | 0161831 | 1 | Pin, axle pivot |
| 12 | 0162116-99 | 1 | Plate, wear |
| 13 | 0161984 | 1 | Steer yoke, front right hand - (see page 1-22 for parts breakdown) |
| 14 | 0161989 | 1 | Steer yoke, front left hand - (see page 1-21 for parts breakdown) |
| 15 | 0162088 | 1 | Axle lock cylinder, left hand - (see page 2-36 for parts breakdown) |
| 16 | 0162100 | 4 | Steer cylinder - (see page 2-60 for parts breakdown) |
| 17 | 5560169 | 18 | Washer 5/8 hard flat ASTM-F436 |
| 18 | 5560201 | 18 | Capscrew 5/8-11 x 2-1/2 inch long locking hex head grade 8 |
| 19 | 0161836-99 | 1 | Front cover |
| 20 | 0162749-99 | 1 | Rear cover |
| 21 | 300542 | 24 | Snap ring 1 inch heavy duty |
| 22 | 0162087 | 1 | Axle lock valve - (see page 2-38 for parts breakdown) |
| 23 | 972469 | 3 | Capscrew 3/8-16 x 1 inch long socket flat head |
| 24 | 25560277 | 4 | Trimlock |
| 25 | 0162195 | 1 | Shift valve, 2 wheel drive - (see page 2-75 for parts breakdown) |
| 26 | 0162288-99 | 4 | Retainer, top king pin |
| 27 | 0161768-99 | 2 | Bumper |
| 28 | 970889 | 8 | Capscrew 1/2-13 x 1 inch long hex head grade 5 |
| 29 | 970029 | 14 | Capscrew 1/4-20 x 3/4 inch long hex head grade 5 |
| 30 | 986019 | 14 | Washer 1/4 medium flat |
| 31 | 970909 | 20 | Capscrew 1/2-13 x 1-1/2 inch long hex head grade 5 |
| 32 | 986359 | 62 | Washer 1/2 medium flat |
| 33 | 987139 | 62 | Washer 1/2 medium lock |
| 34 | 986019 | 20 | Washer 1/4 medium flat |
| 35 | 970169 | 2 | Capscrew 1/4-20 x 2 inch long hex head grade 5 |
| 36 | 0162096 | 1 | Axle lock cylinder, right hand - (see page 2-37 for parts breakdown) |
| 37 | 0162591 | 1 | Drive valve, 2 x 2 - (see page 2-31 for parts breakdown) |
| 38 | 0162725 | 1 | Target, proximity switch |
| 39 | 970469 | 4 | Capscrew 3/8-16 x 1 inch long hex head grade 5 |
| 40 | 986299 | 6 | Washer 3/8 medium flat |
| 41 | 987119 | 4 | Washer 3/8 medium lock |
| 42 | 0162583 | 1 | Brake valve, rear - (see page 2-40 for parts breakdown) |
| 43 | 0162508 | 4 | Pin, tie rod |
| 44 | 5569893 | 4 | Machine screw #10-32 x 1-1/2 inch long hex head |
| 45 | 5034403 | 2 | Bulkhead union |
| 46 | 970479 | 2 | Capscrew 3/8-16 x 1-1/4 inch long hex head grade 5 |
| 47 | 5560033 | 2 | Nut 3/8-16 self locking |
| 48 | 562326 | 5 | Relay, 12 volt DC |
| 49 | 5560723 | 2 | Machine screw #10-32 x 1/2 inch long truss head |
| 50 | 986009 | 2 | Washer #10 medium flat |
| | | | Parts list continued on next page |

Chassis, 2 x 4

| item | part no | qty | description |
|------|------------|-----|------------------------------------------------------------------|
| 51 | 987089 | 4 | Washer #10 medium lock |
| 52 | 970929 | 28 | Capscrew 1/2-13 x 2 inch long hex head grade 5 |
| 53 | 0162034-99 | 2 | Cover, limit switch |
| 54 | 0161900 | 2 | Switch, steering - (see page 3-27 for parts breakdown) |
| 55 | 5569892 | 2 | Capscrew 5/16-18 x 4 inch long hex head grade 5 |
| 56 | 986269 | 2 | Washer 5/16 medium flat |
| 57 | 987109 | 8 | Washer 5/16 medium lock |
| 58 | 0162090 | 4 | Pin, steer cylinder |
| 59 | 986019 | 2 | Washer 1/4 medium flat |
| 60 | 5560004 | 8 | Nut 1/4-20 self locking |
| 61 | 5560031 | 2 | Nut 5/16-18 self locking |
| 62 | 2500048 | 2 | Bearing |
| 63 | 5093012 | 4 | Clamp |
| 64 | 970049 | 4 | Capscrew 1/4-20 x 1 inch long hex head grade 5 |
| 65 | 5560362 | 6 | Capscrew 1/2-13 x 3-1/4 inch long hex head grade 5 |
| 66 | 0161799-99 | 1 | Tie rod |
| 67 | 0162093 | 1 | Rear steer valve - (see page 2-73 for parts breakdown) |
| 68 | 5560636 | 2 | Capscrew 5/16-18 x 4-1/2 inch long hex head grade 5 |
| 69 | 986769 | 4 | Machine washer |
| 70 | 561196 | 4 | Bearing |
| 71 | 0162094 | 1 | Drive yoke, rear left hand - (see page 1-17 for parts breakdown) |

Chassis, 4 x 2

| item | part no | qty | description |
|------|------------|-----|---------------------------------------------------------------------------------|
| 1 | 0150059 | 1 | Rotation bearing |
| 2 | 0160563 | 2 | Pin, tie rod |
| 3 | 0162112-99 | 4 | Retainer, bottom king pin |
| 4 | 0162084 | 2 | Drive yoke, rear left hand 2 wheel steer - (see page 1-19 for parts breakdown) |
| 5 | 0162126-99 | 1 | Rear axle |
| 6 | 25560277 | 4 | Trimlock |
| 7 | 0162125-99 | 1 | Front axle |
| 8 | | 1 | Chassis - (consult factory) |
| 9 | 0161933-99 | 1 | Tie rod |
| 10 | 0162163 | 8 | Pin, yoke pivot |
| 11 | 0161831 | 1 | Pin, axle pivot |
| 12 | 0162116-99 | 1 | Plate, wear |
| 13 | 0161988 | 1 | Drive yoke, front right hand - (see page 1-16 for parts breakdown) |
| 14 | 0162071 | 1 | Drive yoke, front left hand - (see page 1-15 for parts breakdown) |
| 15 | 0162088 | 1 | Axle lock cylinder, left hand - (see page 2-36 for parts breakdown) |
| 16 | 0162100 | 2 | Steer cylinder - (see page 2-60 for parts breakdown) |
| 17 | 5560169 | 18 | Washer 5/8 hard flat ASTM-F436 |
| 18 | 5560201 | 18 | Capscrew 5/8-11 x 2-1/2 inch long locking hex head grade 8 |
| 19 | 0161836-99 | 1 | Front cover |
| 20 | 0162749-99 | 1 | Rear cover |
| 21 | 300542 | 12 | Snap ring 1 inch heavy duty |
| 22 | 0162087 | 1 | Axle lock valve - (see page 2-38 for parts breakdown) |
| 23 | 972469 | 3 | Capscrew 3/8-16 x 1 inch long socket flat head |
| 24 | 0162193 | 1 | Brake valve, front - (see page 2-39 for parts breakdown) |
| 25 | 0162089 | 1 | Shift valve - (see page 2-77 for parts breakdown) |
| 26 | 0162288-99 | 4 | Retainer, top king pin |
| 27 | 0161768-99 | 2 | Bumper |
| 28 | 0162220 | 1 | Drive yoke, rear right hand 2 wheel steer - (see page 1-20 for parts breakdown) |
| 29 | 970029 | 13 | Capscrew 1/4-20 x 3/4 inch long hex head grade 5 |
| 30 | 987099 | 13 | Washer 1/4 medium lock |
| 31 | 5560078 | 22 | Capscrew 1/2-13 x 1-1/2 inch long hex head grade 8 |
| 32 | 986359 | 66 | Washer 1/2 medium flat |
| 33 | 987139 | 66 | Washer 1/2 medium lock |
| 34 | 986019 | 17 | Washer 1/4 medium flat |
| 35 | 970059 | 2 | Capscrew 1/4-20 x 1-1/2 inch long hex head grade 5 |
| 36 | 0162096 | 1 | Axle lock cylinder, right hand - (see 2-37 for parts breakdown) |
| 37 | 0162590 | 1 | Drive valve, 4 wheel drive - (see page 2-32 for parts breakdown) |
| 38 | 0162086 | 1 | Differential valve, 4 wheel drive - (see page 2-34 for parts breakdown) |
| 39 | 970449 | 4 | Capscrew 3/8-16 x 3/4 inch long hex head grade 5 |
| 40 | 986299 | 6 | Washer 3/8 medium flat |
| 41 | 987119 | 4 | Washer 3/8 medium lock |
| 42 | 5569894 | 2 | Capscrew 7/16-14 x 3/8 inch long socket flat head |
| 43 | 986179 | 2 | Washer 7/16 medium flat |
| 44 | 0162508 | 2 | Pin, tie rod |
| 45 | 5034403 | 2 | Bulkhead union |
| 46 | 970479 | 2 | Capscrew 3/8-16 x 1-1/4 inch long hex head grade 5 |
| 47 | 5560033 | 2 | Nut 3/8-16 self locking |
| 48 | 0162092-99 | 1 | Plate, rear axle mount tie left hand |
| 49 | 0162091-99 | 1 | Plate, rear axle mount tie right hand |
| 50 | 561196 | 2 | Bearing |
| | | | Parts list continued on next page |

Chassis, 4 x 2

| item | part no | qty | description |
|------|------------|-----|---------------------------------------------------------|
| 51 | 970889 | 8 | Capscrew 1/2-13 x 1 inch long hex head grade 5 |
| 52 | 970929 | 30 | Capscrew 1/2-13 x 2 inch long hex head grade 5 |
| 53 | 0162583 | 1 | Brake valve, rear - (see page 2-40 for parts breakdown) |
| 54 | 986769 | 2 | Machine washer |
| 55 | 5569892 | 2 | Capscrew 5/16-18 x 4 inch long hex head grade 5 |
| 56 | 986269 | 2 | Washer 5/16 medium flat |
| 57 | 987109 | 2 | Washer 5/16 medium lock |
| 58 | 0162090 | 2 | Pin, steer cylinder |
| 59 | 984129 | 2 | Nut 7/16-14 self locking |
| 60 | 5560004 | 4 | Nut 1/4-20 self locking |
| 61 | 5560362 | 6 | Capscrew 1/2-13 x 3-1/4 inch long hex head grade 5 |
| 62 | 2500048 | 2 | Bearing |
| 63 | 5093012 | 2 | Clamp |
| 64 | 970049 | 2 | Capscrew 1/4-20 x 1 inch long hex head grade 5 |
| 65 | 0162666-99 | 2 | Plate, axle cover |

F

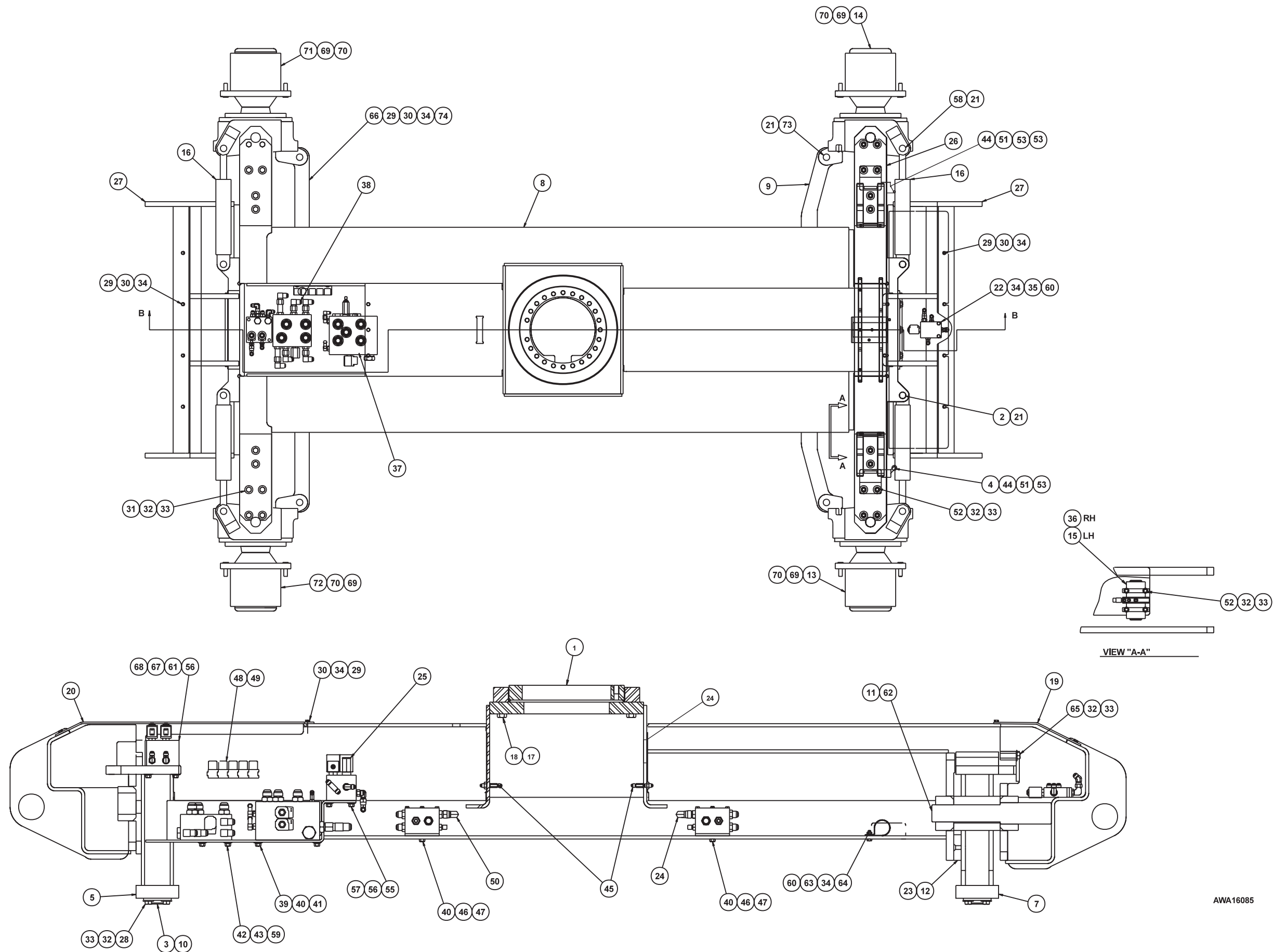
E

D

C

B

A



AWA16085

F

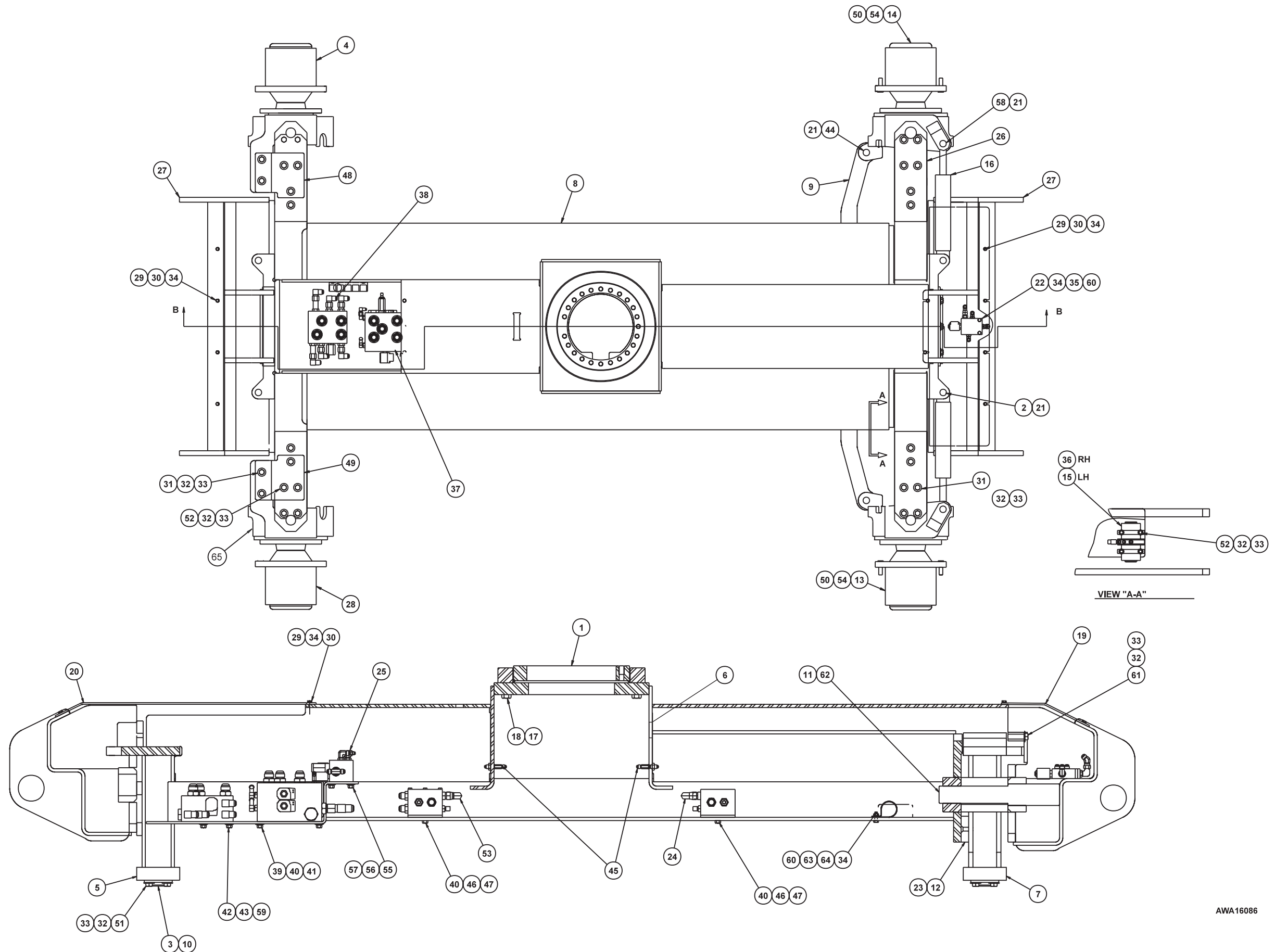
E

D

C

B

A



AWA16086

TITLE Chassis 4 x 2

UpRight

Page 1 - 11

Chassis, 4 x 4

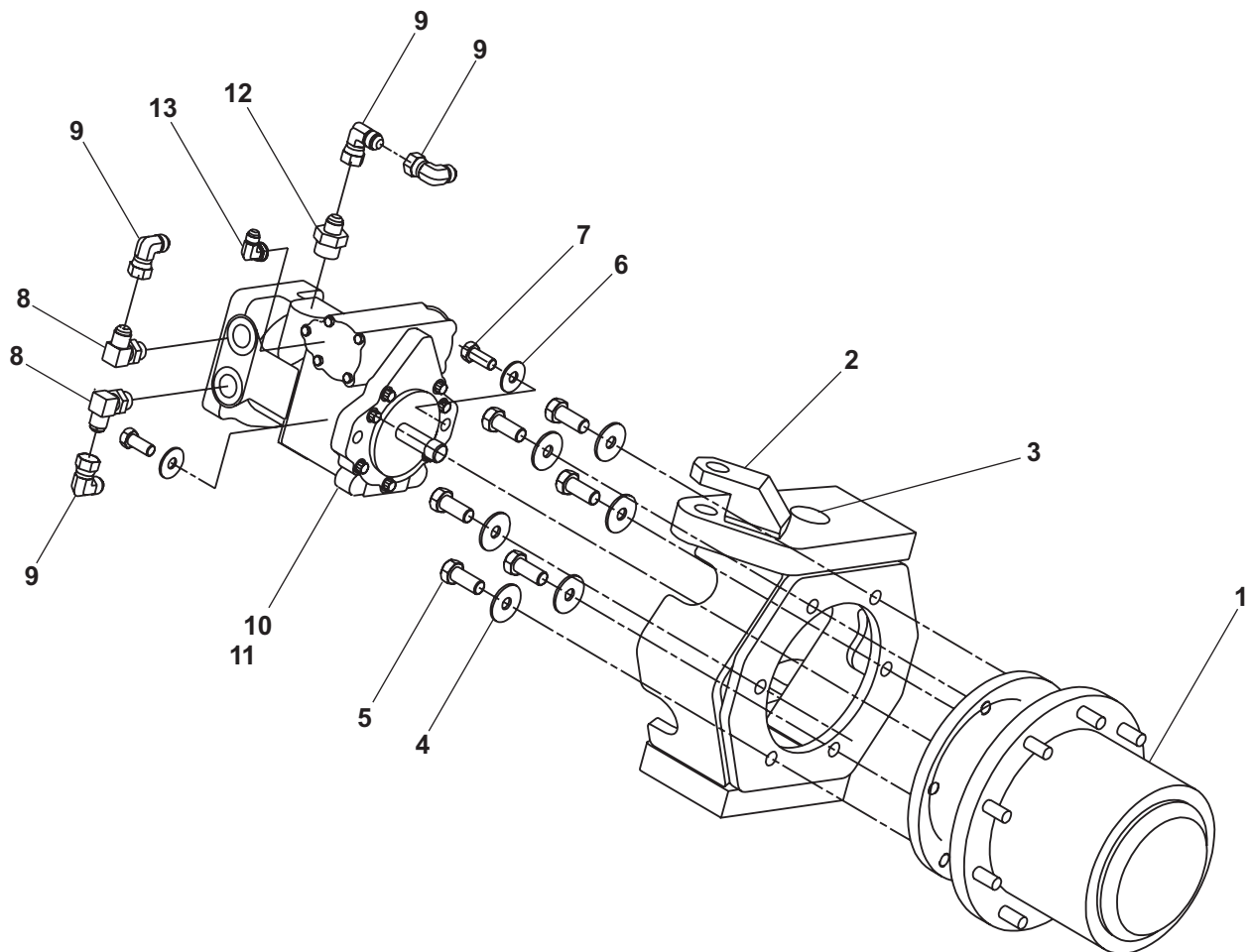
| item | part no | qty | description |
|------|------------|-----|-------------------------------------------------------------------------|
| 1 | 0150059 | 1 | Rotation bearing |
| 2 | 0160563 | 4 | Pin, tie rod |
| 3 | 0162112-99 | 4 | Retainer, bottom king pin |
| 4 | 0162887 | 1 | Switch, front axle right hand - (see page 3-24 for parts breakdown) |
| 5 | 0162126-99 | 1 | Rear axle |
| 6 | 25560277 | 4 | Trimlock |
| 7 | 0162125-99 | 1 | Front axle |
| 8 | | 1 | Chassis - (consult factory) |
| 9 | 0161933-99 | 1 | Tie rod |
| 10 | 0162163 | 8 | Pin, yoke pivot |
| 11 | 0161831 | 1 | Pin, axle pivot |
| 12 | 0162116-99 | 1 | Plate, wear |
| 13 | 0161988 | 1 | Drive yoke, front right hand - (see page 1-16 for parts breakdown) |
| 14 | 0162071 | 1 | Drive yoke, front left hand - (see page 1-15 for parts breakdown) |
| 15 | 0162088 | 1 | Axle lock cylinder, left hand - (see page 2-36 for parts breakdown) |
| 16 | 0162100 | 4 | Steer cylinder - (see page 2-60 for parts breakdown) |
| 17 | 5560169 | 18 | Washer 5/8 hard flat ASTM-F436 |
| 18 | 5560201 | 18 | Capscrew 5/8-11 x 2-1/2 inch long locking hex head grade 8 |
| 19 | 0161836-99 | 1 | Front cover |
| 20 | 0162749-99 | 1 | Rear cover |
| 21 | 300542 | 24 | Snap ring 1 inch heavy duty |
| 22 | 0162087 | 1 | Axle lock valve - (see page 2-38 for parts breakdown) |
| 23 | 972469 | 3 | Capscrew 3/8-16 x 1 inch long socket flat head |
| 24 | 0162193 | 1 | Brake valve, front - (see page 2-39 for parts breakdown) |
| 25 | 0162089 | 1 | Shift valve - (see page 2-77 for parts breakdown) |
| 26 | 0162288-99 | 4 | Retainer, top king pin |
| 27 | 0161768-99 | 2 | Bumper |
| 28 | 970889 | 8 | Capscrew 1/2-13 x 1 inch long hex head grade 5 |
| 29 | 970029 | 14 | Capscrew 1/4-20 x 3/4 inch long hex head grade 5 |
| 30 | 987099 | 14 | Washer 1/4 medium lock |
| 31 | 5560078 | 20 | Capscrew 1/2-13 x 1-1/2 inch long hex head grade 8 |
| 32 | 986359 | 62 | Washer 1/2 medium flat |
| 33 | 987139 | 62 | Washer 1/2 medium lock |
| 34 | 986019 | 20 | Washer 1/4 medium flat |
| 35 | 970059 | 2 | Capscrew 1/4-20 x 1-1/2 inch long hex head grade 5 |
| 36 | 0162096 | 1 | Axle lock cylinder, right hand - (see page 2-37 for parts breakdown) |
| 37 | 0162590 | 1 | Drive valve, 4 wheel drive - (see page 2-32 for parts breakdown) |
| 38 | 0162086 | 1 | Differential valve, 4 wheel drive - (see page 2-34 for parts breakdown) |
| 39 | 970449 | 4 | Capscrew 3/8-16 x 3/4 inch long hex head grade 5 |
| 40 | 986299 | 8 | Washer 3/8 medium flat |
| 41 | 987119 | 4 | Washer 3/8 medium lock |
| 42 | 5569894 | 2 | Capscrew 7/16-14 x 3/8 inch long socket flat head |
| 43 | 986179 | 2 | Washer 7/16 medium flat |
| 44 | 5569893 | 4 | Machine screw #10-32 x 1-1/2 inch long hex head |
| 45 | 5034403 | 2 | Bulkhead union |
| 46 | 970479 | 4 | Capscrew 3/8-16 x 1-1/4 inch long hex head grade 5 |
| 47 | 5560033 | 4 | Nut 3/8-16 self locking |
| 48 | 562326 | 5 | Relay, 12 volt DC |
| 49 | 5560723 | 2 | Machine screw #10-32 x 1/2 inch long truss head |
| 50 | 0162583 | 2 | Brake valve, rear - (see page 2-40 for parts breakdown) |
| | | | Parts list continued on next page |

Chassis, 4 x 4

| item | part no | qty | description |
|------|------------|-----|-------------------------------------------------------------------|
| 51 | 987089 | 4 | Washer #10 medium lock |
| 52 | 970929 | 28 | Capscrew 1/2-13 x 2 inch long hex head grade 5 |
| 53 | 0162034-99 | 2 | Cover, limit switch |
| 54 | 0161900 | 2 | Switch, steering - (see page 3-27 for parts breakdown) |
| 55 | 5569892 | 2 | Capscrew 5/16-18 x 4 inch long hex head grade 5 |
| 56 | 986019 | 4 | Washer 1/4 medium flat |
| 57 | 5560004 | 2 | Nut 1/4-20 self locking |
| 58 | 0162090 | 4 | Pin, steer cylinder |
| 59 | 984129 | 2 | Nut 7/16-14 self locking |
| 60 | 5560004 | 6 | Nut 1/4-20 self locking |
| 61 | 5560031 | 2 | Nut 5/16-18 self locking |
| 62 | 2500048 | 2 | Bearing |
| 63 | 5093012 | 4 | Clamp |
| 64 | 970049 | 4 | Capscrew 1/4-20 x 1 inch long hex head grade 5 |
| 65 | 5560362 | 6 | Capscrew 1/2-13 x 3-1/4 inch long hex head grade 5 |
| 66 | 0161799-99 | 1 | Tie rod |
| 67 | 0162093 | 1 | Rear steer valve - (see page 2-73 for parts breakdown) |
| 68 | 5560636 | 2 | Capscrew 5/16-18 x 4-1/2 inch long hex head grade 5 |
| 69 | 986769 | 4 | Machine washer |
| 70 | 561196 | 4 | Bearing |
| 71 | 0162094 | 1 | Drive yoke, rear left hand - (see page 1-17 for parts breakdown) |
| 72 | 0162095 | 1 | Drive yoke, rear right hand - (see page 1-18 for parts breakdown) |
| 73 | 0162508 | 4 | Pin, tie rod |
| 74 | 0162725 | 1 | Target, proximity switch |

Drive yoke, front left hand

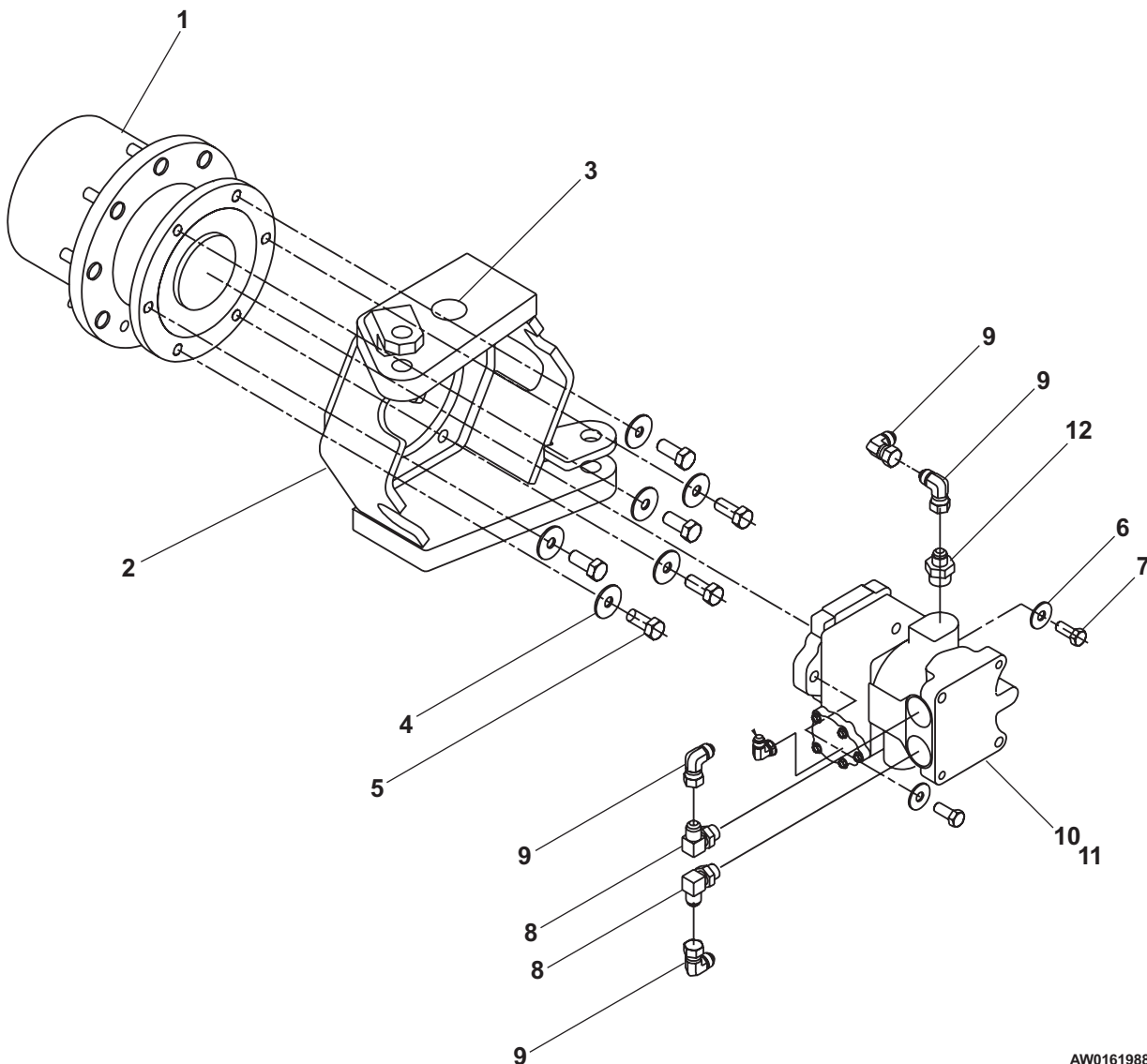
| item | part no | qty | description |
|------|------------|-----|-------------------------------------------------------------|
| | 0162071 | 1 | Drive yoke, front left hand |
| 1 | 0160554-99 | 1 | Gear hub - (see page1-56 for parts breakdown) |
| 2 | 0162119-99 | 1 | Motor mount, left hand |
| 3 | 2502229 | 2 | Bearing |
| 4 | 5560169 | 6 | Washer 5/8 hard flat ASTM-F436 |
| 5 | 5560283 | 6 | Capscrew 5/8-11 x 1-1/2 inch long hex head grade 8 locking |
| 6 | 5560168 | 2 | Washer 1/2 hard flat ASTM-F436 |
| 7 | 5560154 | 2 | Capscrew 1/2-13 x 1-3/4 inch long hex head grade 8 |
| 8 | 5035333 | 2 | Straight thread 90° elbow |
| 9 | 5037006 | 2 | Swivel nut 90° elbow |
| 10 | 6031593-79 | 1 | Hydraulic drive motor - (see page 2-71 for parts breakdown) |
| 11 | 7110155 | 1 | O-ring |
| 12 | 5065711 | 1 | Straight thread adapter |
| 13 | 5035318 | 1 | Straight thread 90° elbow |



AW0162071

Drive yoke, front right hand

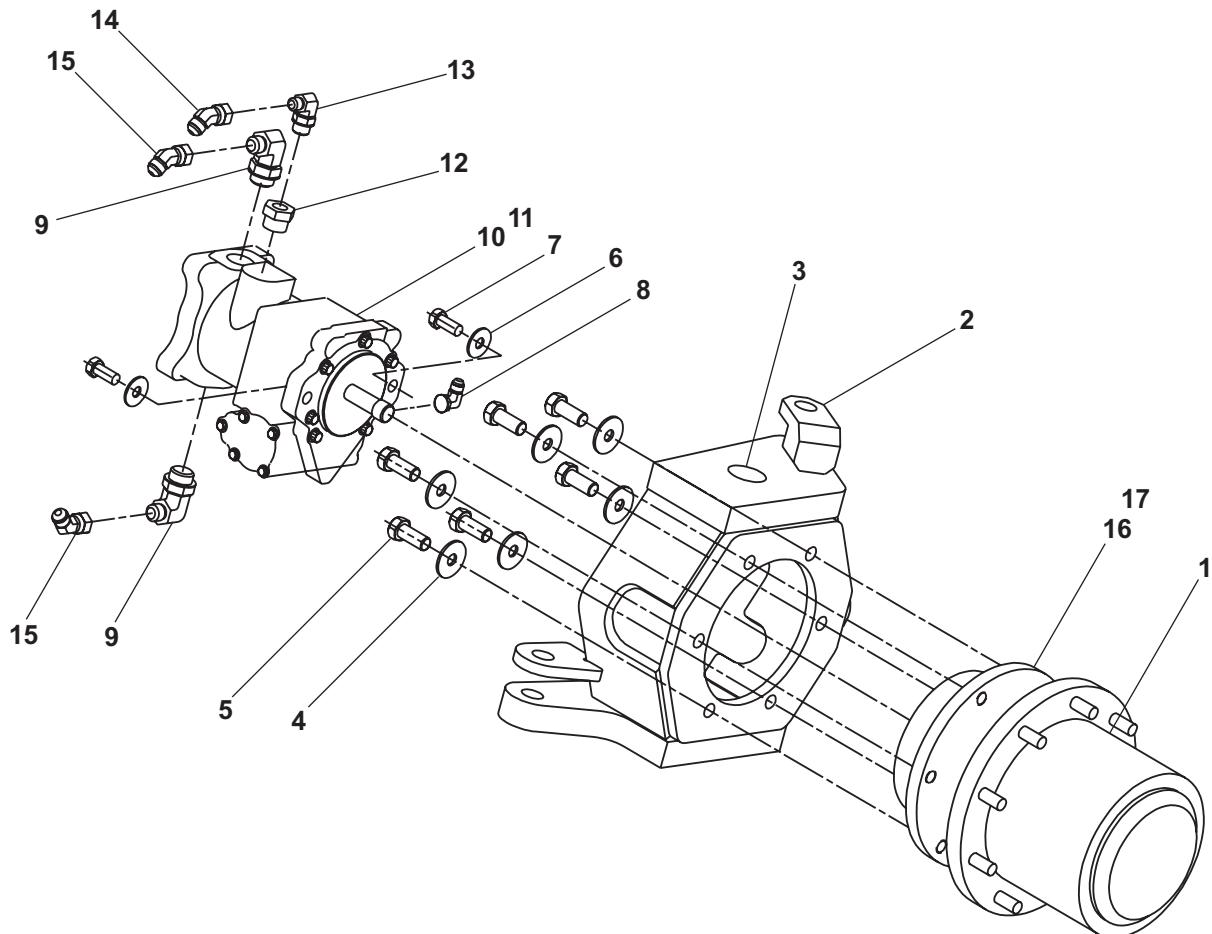
| item | part no | qty | description |
|------|------------|-----|-------------------------------------------------------------|
| | 0161988 | 1 | Drive yoke, front right hand |
| 1 | 0160554-99 | 1 | Gear hub - (see page1-56 for parts breakdown) |
| 2 | 0162118-99 | 1 | Motor mount, right hand |
| 3 | 2502229 | 2 | Bearing |
| 4 | 5560169 | 6 | Washer 5/8 hard flat ASTM-F436 |
| 5 | 5560283 | 6 | Capscrew 5/8-11 x 1-1/2 inch long hex head grade 8 locking |
| 6 | 5560168 | 2 | Washer 1/2 hard flat ASTM-F436 |
| 7 | 5560154 | 2 | Capscrew 1/2-13 x 1-3/4 inch long hex head grade 8 |
| 8 | 5535333 | 2 | Straight thread 90° elbow |
| 9 | 5037006 | 2 | Swivel nut 90° elbow |
| 10 | 6031593-79 | 1 | Hydraulic drive motor - (see page 2-71 for parts breakdown) |
| 11 | 7110155 | 1 | O-ring |
| 12 | 5065711 | 1 | Straight thread adapter |
| 13 | 5035318 | 1 | Straight thread 90° elbow |



AW0161988

Drive yoke, rear left hand

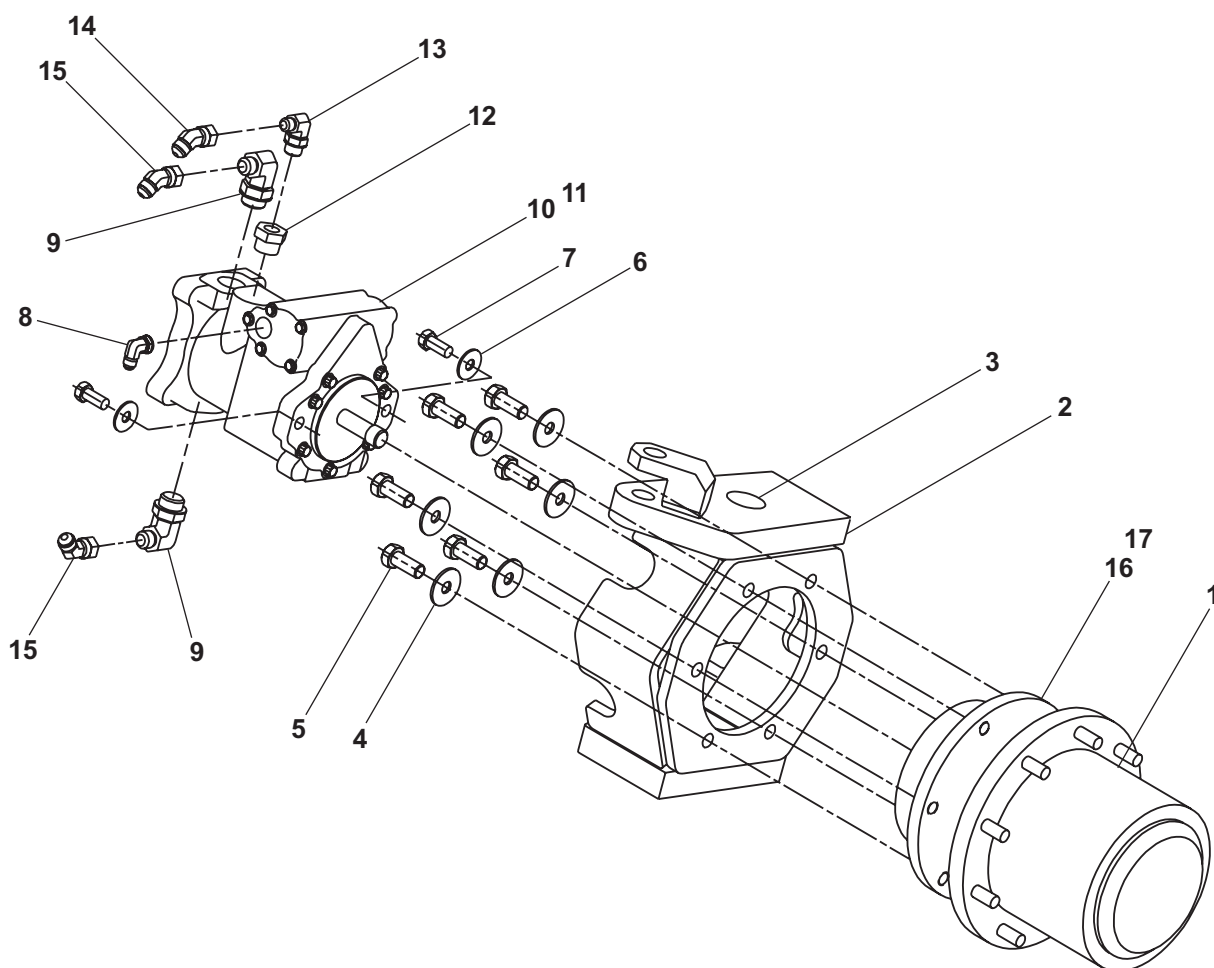
| item | part no | qty | description |
|------|------------|-----|-------------------------------------------------------------|
| | 0162094 | 1 | Drive yoke, rear left hand |
| 1 | 0162562-99 | 1 | Gear hub with brake - (see page 1-58 for parts breakdown) |
| 2 | 0162118-99 | 1 | Motor mount, right hand |
| 3 | 2502229 | 2 | Bearing |
| 4 | 5560169 | 6 | Washer 5/8 hard flat ASTM-F436 |
| 5 | 5560283 | 6 | Capscrew 5/8-11 x 1-1/2 inch long hex head grade 8 locking |
| 6 | 5560168 | 2 | Washer 1/2 hard flat ASTM-F436 |
| 7 | 5560249 | 2 | Capscrew 1/2-13 x 2-1/2 inch long hex head grade 8 |
| 8 | 5035318 | 1 | Straight thread 90° elbow |
| 9 | 5035329 | 2 | Straight thread 90° elbow |
| 10 | 6031594-79 | 1 | Hydraulic drive motor - (see page 2-71 for parts breakdown) |
| 11 | 7110155 | 1 | O-ring |
| 12 | 5076003 | 1 | Reducer-expander |
| 13 | 5035320 | 1 | Straight thread 90° elbow |
| 14 | 5036905 | 1 | Swivel nut 45° elbow |
| 15 | 5036906 | 2 | Swivel nut 45° elbow |
| 16 | 5065703 | 1 | Straight thread adapter |
| 17 | 5037003 | 1 | Swivel nut 90° elbow |



AW0162094

Drive yoke, rear right hand

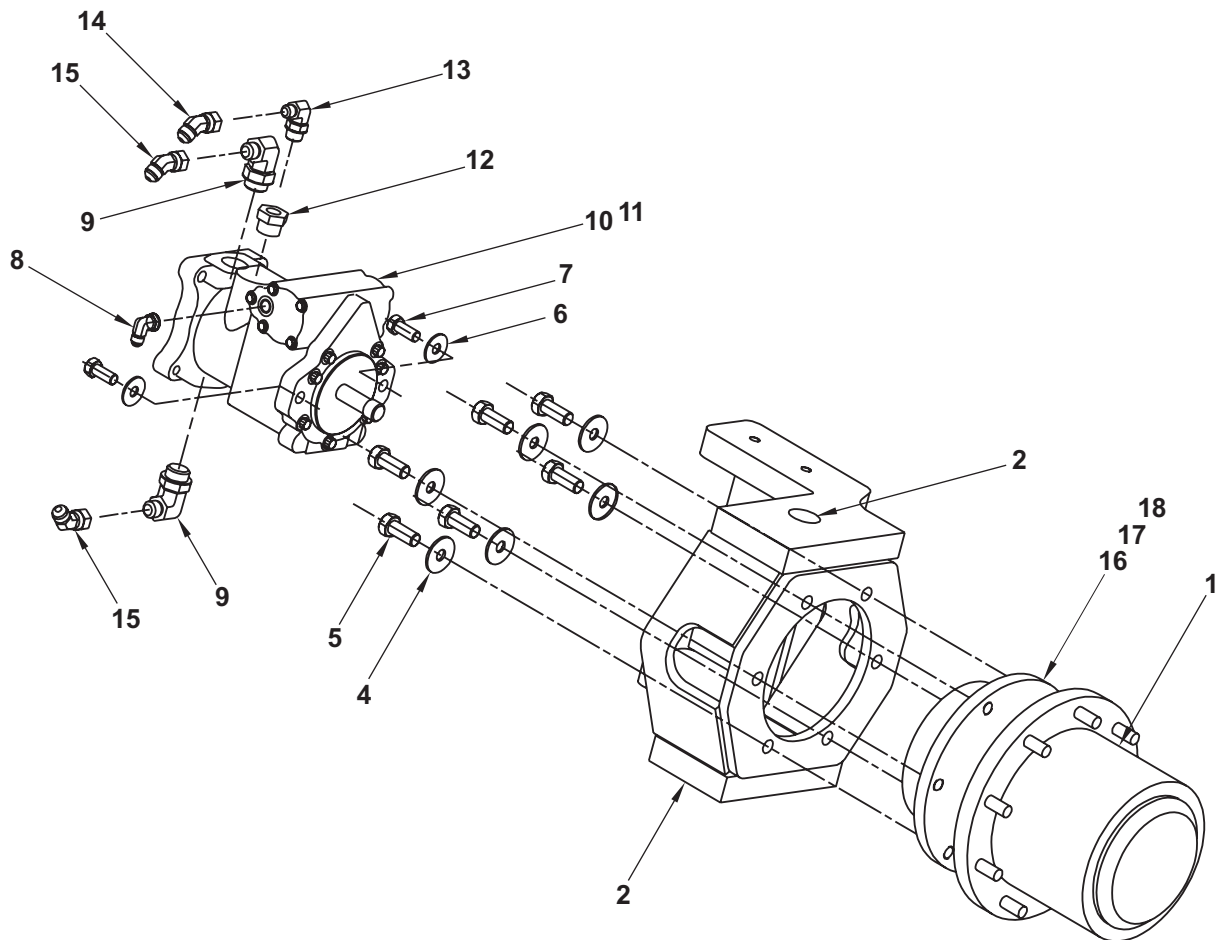
| item | part no | qty | description |
|------|------------|-----|-------------------------------------------------------------|
| | 0162095 | 1 | Drive yoke, rear right hand |
| 1 | 0162562-99 | 1 | Gear hub with brake - (see page 1-58 for parts breakdown) |
| 2 | 0162119-99 | 1 | Motor mount, left hand |
| 3 | 2502229 | 2 | Bearing |
| 4 | 5560169 | 6 | Washer 5/8 hard flat ASTM-F436 |
| 5 | 5560283 | 6 | Capscrew 5/8-11 x 1-1/2 inch long hex head grade 8 locking |
| 6 | 5560168 | 2 | Washer 1/2 hard flat ASTM-F436 |
| 7 | 5560249 | 2 | Capscrew 1/2-13 x 2-1/2 inch long hex head grade 8 |
| 8 | 5035318 | 1 | Straight thread 90° elbow |
| 9 | 5035329 | 2 | Straight thread 90° elbow |
| 10 | 6031594-79 | 1 | Hydraulic drive motor - (see page 2-71 for parts breakdown) |
| 11 | 7110155 | 1 | O-ring |
| 12 | 5076003 | 1 | Reducer-expander |
| 13 | 5035320 | 1 | Straight thread 90° elbow |
| 14 | 5036905 | 1 | Swivel nut 45° elbow |
| 15 | 5036906 | 1 | Swivel nut 45° elbow |
| 16 | 5065703 | 1 | Straight thread adapter |
| 17 | 5037003 | 1 | Swivel nut 90° elbow |



AW0162095

Drive yoke, rear left hand 2 wheel steer

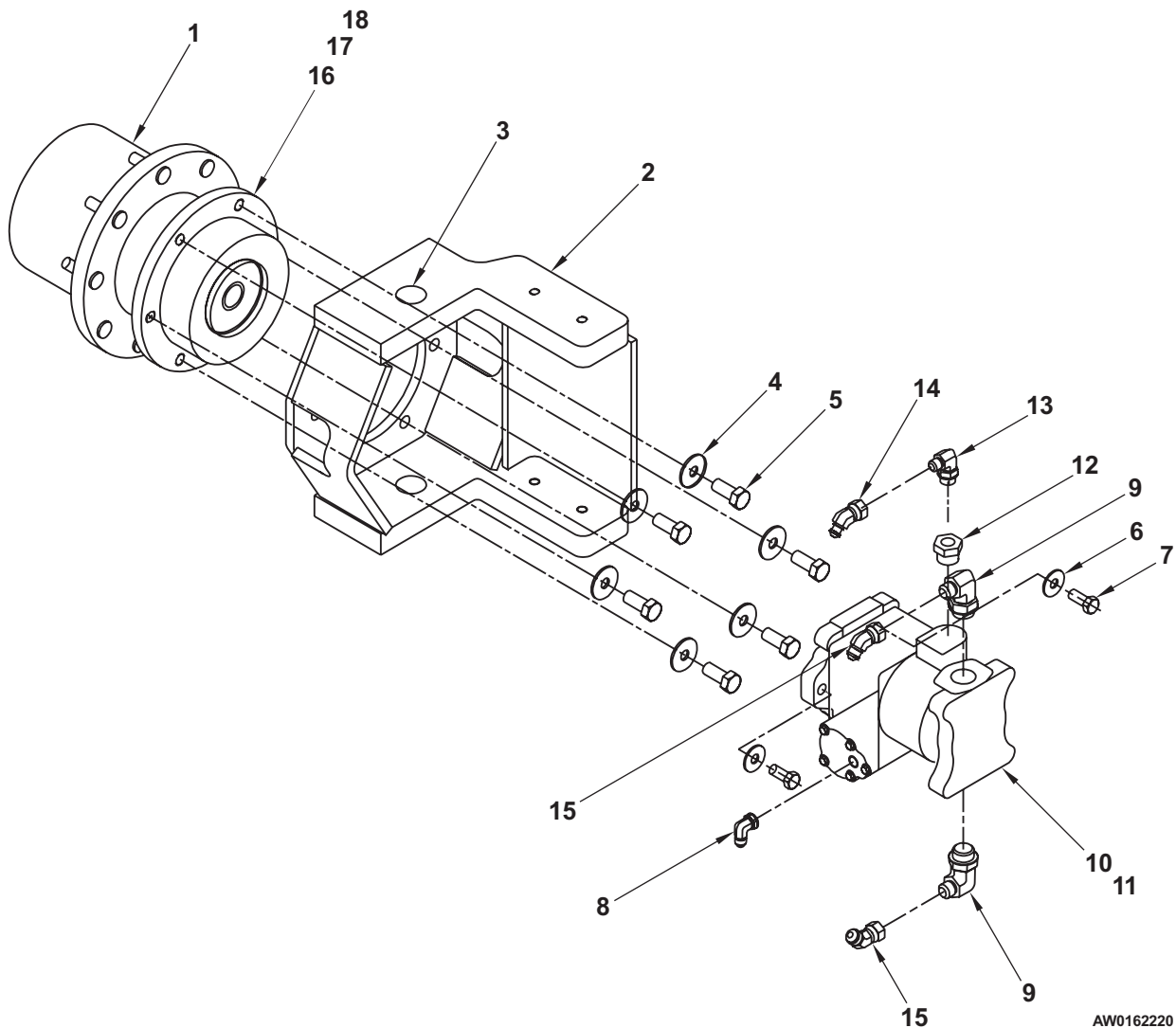
| item | part no | qty | description |
|------|------------|-----|-------------------------------------------------------------|
| | 0162084 | 1 | Drive yoke, rear left hand 2 wheel steer |
| 1 | 0162562-99 | 1 | Gear hub with brake - (see page 1-58 for parts breakdown) |
| 2 | 0162141-99 | 1 | Motor mount |
| 3 | 2502229 | 2 | Bearing |
| 4 | 5560169 | 6 | Washer 5/8 hard flat ASTM-F436 |
| 5 | 5560283 | 6 | Capscrew 5/8-11 x 1-1/2 inch long hex head grade 8 locking |
| 6 | 5560168 | 2 | Washer 1/2 hard flat ASTM-F436 |
| 7 | 5560249 | 2 | Capscrew 1/2-13 x 2-1/2 inch long hex head grade 8 |
| 8 | 5035318 | 1 | Straight thread 90° elbow |
| 9 | 5035329 | 2 | Straight thread 90° elbow |
| 10 | 6031594-79 | 1 | Hydraulic drive motor - (see page 2-71 for parts breakdown) |
| 11 | 7110155 | 1 | O-ring |
| 12 | 5076003 | 1 | Reducer-expander |
| 13 | 5035320 | 1 | Straight thread 90° elbow |
| 14 | 5036905 | 1 | Swivel nut 45° elbow |
| 15 | 5036906 | 2 | Swivel nut 45° elbow |
| 16 | 5035703 | 1 | Straight thread 45° elbow |
| 17 | 5065703 | 1 | Straight thread adapter |
| 18 | 5037003 | 1 | Swivel nut 90° elbow |



AW0162084

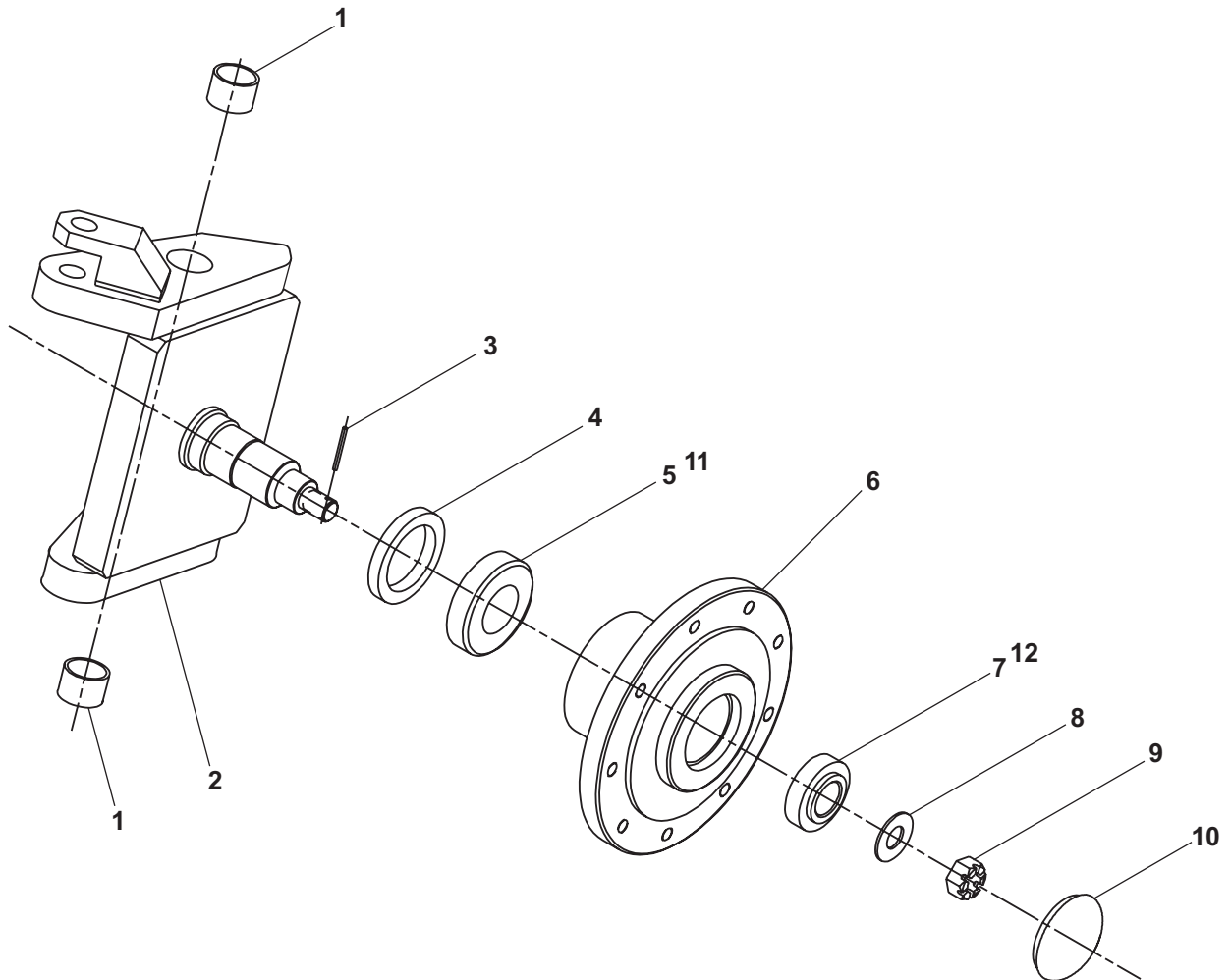
Drive yoke, rear right hand 2 wheel steer

| item | part no | qty | description |
|------|------------|-----|-------------------------------------------------------------|
| | 0162220 | 1 | Drive yoke, rear right hand 2 wheel steer |
| 1 | 0162562-99 | 1 | Gear hub with brake - (see page 1-58 for parts breakdown) |
| 2 | 0162141-99 | 1 | Motor mount |
| 3 | 2502229 | 2 | Bearing |
| 4 | 5560169 | 6 | Washer 5/8 hard flat ASTM-F436 |
| 5 | 5560283 | 6 | Capscrew 5/8-11 x 1-1/2 inch long hex head grade 8 locking |
| 6 | 5560168 | 2 | Washer 1/2 hard flat ASTM-F436 |
| 7 | 5560249 | 2 | Capscrew 1/2-13 x 2-1/2 inch long hex head grade 8 |
| 8 | 5035318 | 1 | Straight thread 90° elbow |
| 9 | 5035329 | 2 | Straight thread 90° elbow |
| 10 | 6031594-79 | 1 | Hydraulic drive motor - (see page 2-71 for parts breakdown) |
| 11 | 7110155 | 1 | O-ring |
| 12 | 5076003 | 1 | Reducer-expander |
| 13 | 5035320 | 1 | Straight thread 90° elbow |
| 14 | 5036905 | 1 | Swivel nut 45° elbow |
| 15 | 5036906 | 2 | Swivel nut 45° elbow |
| 16 | 5035703 | 1 | Straight thread 45° elbow |
| 17 | 5065703 | 1 | Straight thread adapter |
| 18 | 5037003 | 1 | Swivel nut 90° elbow |



Steer yoke, front left hand

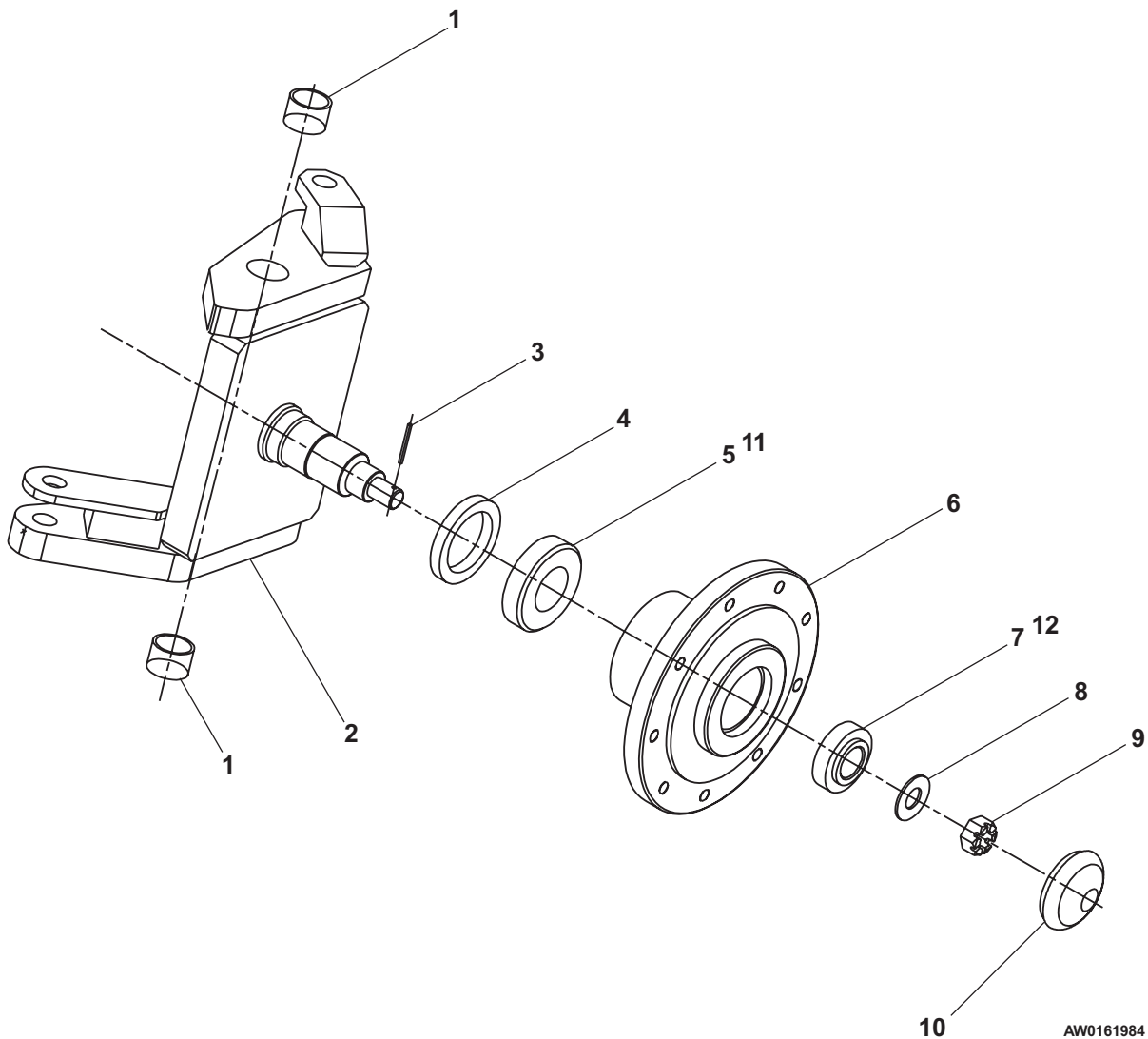
| item | part no | qty | description |
|------|------------|-----|-------------------------------------------------|
| | 0161989 | 1 | Steer yoke, front left hand |
| 1 | 2502229 | 2 | Bearing |
| 2 | 0161801-99 | 1 | Steering yoke, left hand |
| 3 | 988129 | 1 | Cotter pin 5/32 inch diameter x 1-3/4 inch long |
| 4 | 7150016 | 1 | Seal |
| 5 | 2560005 | 1 | Bearing cone |
| 6 | 0163060-99 | 1 | Steering hub |
| | 5560721 | 9 | Replacement wheel bolt |
| 7 | 2560010 | 1 | Bearing cone |
| 8 | 5560161 | 1 | Spindle nut washer |
| 9 | 5560160 | 1 | Spindle nut |
| 10 | 0150599 | 1 | Hub cap |
| 11 | 2540005 | 1 | Bearing cup |
| 12 | 2540010 | 1 | Bearing cup |



AW0161989

Steer yoke, front right hand

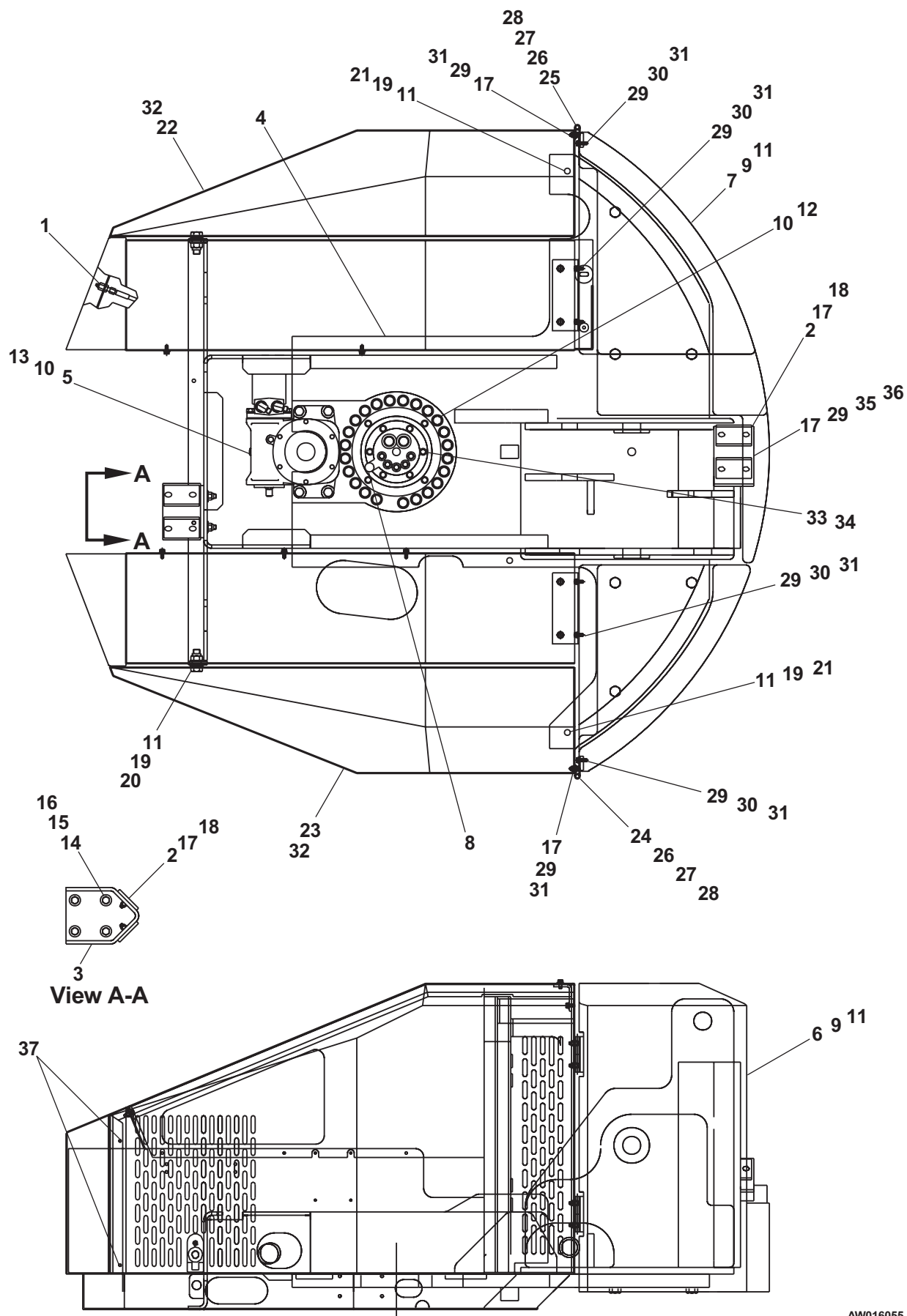
| item | part no | qty | description |
|------|------------|-----|-------------------------------------------------|
| | 0161984 | 1 | Steer yoke, front right hand |
| 1 | 2502229 | 2 | Bearing |
| 2 | 0161800-99 | 1 | Steering yoke, right hand |
| 3 | 988129 | 1 | Cotter pin 5/32 inch diameter x 1-3/4 inch long |
| 4 | 7150016 | 1 | Seal |
| 5 | 2560005 | 1 | Bearing cone |
| 6 | 0163060-99 | 1 | Steering hub |
| | 5560721 | 9 | Replacement wheel bolt |
| 7 | 2560010 | 1 | Bearing cone |
| 8 | 5560161 | 1 | Spindle nut washer |
| 9 | 5560160 | 1 | Spindle nut |
| 10 | 0150599 | 1 | Hub cap |
| 11 | 2540005 | 1 | Bearing cup |
| 12 | 2540010 | 1 | Bearing cup |



Turntable

| item | part no | qty | description |
|------|------------|-----|-------------------------------------------------------------------------------------------------------------|
| 1 | 0070772 | 1 | 1/4 inch hydraulic hose |
| 2 | 0160698 | 4 | Riser support pad |
| 3 | 0160699-99 | 1 | Riser support |
| 4 | | 1 | Turntable - (consult factory) |
| 5 | 0161411-99 | 1 | Swing drive - (see page 1-26 for parts breakdown) |
| 6 | | 1 | Counterweight, engine side - (consult factory) |
| 7 | | 1 | Counterweight, fuel side - (consult factory) |
| 8 | 5038702 | 1 | Male 45° elbow |
| 9 | 5560134 | 6 | Capscrew 3/4-10 x 3-1/4 inch long hex head grade 8 |
| 10 | 5560169 | 24 | Washer 5/8 hard flat ASTM-F436 |
| 11 | 5560170 | 14 | Washer 3/4 hard flat ASTM-F436 |
| 12 | 5560201 | 20 | Capscrew 5/8-11 x 2-1/2 inch long hex head grade 8 |
| 13 | 5560306 | 4 | Capscrew 5/8-11 x 4 inch long hex head grade 8 locking |
| 14 | 970849 | 4 | Capscrew 1/2-13 x 1-1/4 inch long hex head grade 8 |
| 15 | 5560039 | 4 | Nut 1/2-13 self locking |
| 16 | 986359 | 4 | Washer 1/2 medium flat |
| 17 | 5560033 | 10 | Nut 3/8-16 self locking |
| 18 | 972469 | 8 | Capscrew 3/8-16 x 1 inch long socket flat head |
| 19 | 5560293 | 6 | Capscrew 3/4-10 x 2 inch long hex head grade 5 |
| 20 | 5560224 | 4 | Nut 3/4-10 self locking |
| 21 | 987179 | 4 | Washer 3/4 medium lock |
| 22 | 0161821-99 | 1 | Door, fuel side |
| 23 | 0161820-99 | 1 | Door, engine side |
| 24 | 0161942-99 | 2 | Door hinge, right hand |
| 25 | 0161943-99 | 2 | Door hinge, left hand |
| 26 | 0161944 | 2 | Shim, .375 inch thick |
| 27 | 0161945 | 2 | Shim, .250 inch thick |
| 28 | 0161946 | 2 | Shim, .1345 inch thick |
| 29 | 986299 | 22 | Washer 3/8 medium flat |
| 30 | 987119 | 12 | Washer 3/8 medium lock |
| 31 | 970469 | 12 | Capscrew 3/8-16 x 1 inch long hex head grade 5 |
| 32 | 5510014 | 2 | Switch, sealed lever |
| 33 | 0161621 | 1 | Centerpost mount - (used on 4 wheel drive - 4 wheel steer only) |
| 34 | 0161918 | 1 | Centerpost - (used on 4 wheel drive - 4 wheel steer only) (See page 2-41 for centerpost parts breakdown) |
| 35 | 972479 | 2 | Capscrew 3/8-16 x 1-1/4 inch long hex head grade 5 |
| 36 | 0162715-99 | 1 | Rear boom rest |
| 37 | 5569012 | 4 | Rubber bumper |

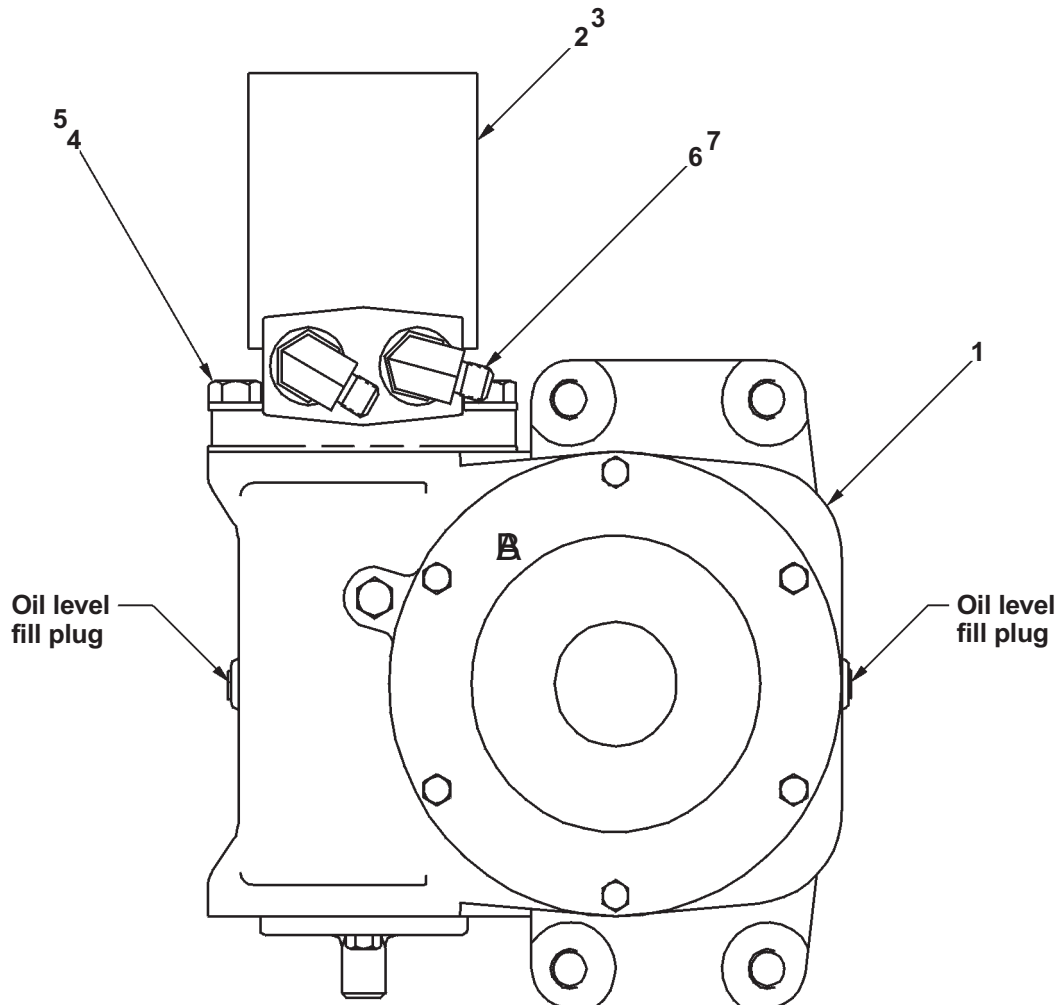
Turntable



AW016055

Swing drive

| item | part no | qty | description |
|------|------------|-----|---------------------------------------------------|
| | 0161411-99 | 1 | Swing drive, complete |
| 1 | 0160545-99 | 1 | Swing drive - (see page 1-60 for parts breakdown) |
| 2 | 6030026-99 | 1 | Swing drive motor |
| | 8230073 | 1 | Seal repair kit |
| 3 | 7110152 | 1 | O-ring |
| 4 | 987139 | 2 | Washer 1/2 medium lock |
| 5 | 5560087 | 2 | Capscrew 1/2-13 x 1-1/4 inch long self locking |
| 6 | 5037005 | 2 | Swivel nut 90° elbow |



AWV0161411

Engine tray, Ford gasoline

| item | part no | qty | description |
|------|------------|-----|------------------------------------------------------------|
| 1 | 7620051 | 1 | Engine, Ford VSG-413 gasoline (before 2-26-01) |
| | 7624749 | 1 | Engine, Ford VSG-413 gasoline (after 2-26-01) |
| | 7630700 | 1 | Replacement carburetor |
| | 7630718 | 1 | Carburetor rebuild kit |
| | 7630319 | 1 | Replacement governor |
| | 7630720 | 1 | Replacement ignition control module |
| | 7630721 | 1 | Replacement ignition distributor |
| | 7630722 | 1 | Replacement oil filter |
| | 7630723 | 1 | Replacement fuel filter |
| | 7630724 | 2 | Replacement spark plug |
| | 7630725 | 1 | Replacement spark plug wire #1 |
| | 7630726 | 1 | Replacement spark plug wire #2 |
| | 7630727 | 1 | Replacement spark plug wire #3 |
| | 7630728 | 1 | Replacement spark plug wire #4 |
| | 7630729 | 1 | Replacement starter (7620051 Ford engine) |
| | 7630747 | 1 | Replacement starter (7624749 Ford engine) |
| 2 | 7630300 | 1 | Flywheel housing coupling kit |
| 3 | 0152594-99 | 1 | Mount, left hand |
| 4 | 7630001 | 1 | Engine mount |
| 5 | 0152643-99 | 1 | Mount, right hand |
| 6 | 7630697 | 1 | V-belt |
| 7 | 0152641-99 | 1 | Adjustment bar |
| 8 | 7630228 | 1 | Alternator |
| 9 | 7630238 | 1 | Sheave |
| 10 | 7630357 | 1 | Air cleaner, 90° end - (see page 1-33 for parts breakdown) |
| 11 | 7630358 | 1 | Mounting bracket |
| 12 | 0161779-99 | 1 | Air cleaner bracket |
| 13 | 0162064-99 | 1 | Muffler bracket |
| 14 | 7630253 | 1 | Hose |
| 15 | 5550020 | 4 | Clamp |
| 16 | 7630299-99 | 1 | Radiator |
| 17 | 7630239 | 1 | Radiator cap - 13 psi |
| 18 | 0101642-99 | 2 | Radiator mounting bracket |
| 19 | 7630180 | 4 | Radiator cushion |
| 20 | 5560179 | 8 | Washer, snubbing |
| 21 | 0070148 | 8 | Engine mount washer |
| 22 | 7630227 | 1 | Overflow reservoir |
| | 8060277 | 1 | Replacement reservoir cap |
| 23 | 5550028 | 3 | Clamp |
| 24 | 5010011 | 1 | Fuel hose 5/16 inch diameter x 12 inch long |
| 25 | 5010012 | 1 | Radiator overflow hose 5/16 inch diameter x 24 inch long |
| 26 | 7630305 | 1 | Spark module - (included with 7620051 engine) |
| | 7630782 | 1 | Spark module - (included with 7624749 engine) |
| 27 | 7630781 | 1 | External map sensor |
| 28 | 7734710 | 1 | Pipe elbow 1-1/4 inch NPT 90° street |
| 29 | 0071310 | 1 | Muffler, spark arrestor |
| | 7630002 | 1 | Muffler, standard |
| 30 | 0181125-79 | 1 | Exhaust pipe |
| 31 | 5550005 | 1 | Clamp |
| 32 | 5550030 | 4 | Clamp |
| 33 | 0152600-99 | 1 | Exhaust adapter |
| 34 | 0152599-99 | 1 | Exhaust flange |
| 35 | 3020049 | 1 | Switch, battery disconnect |
| 36 | 3050002 | 1 | Battery, 12 volt DC - 550 CCA |
| 37 | 0150910 | 2 | Battery hold down bolt |
| 38 | 3050008 | 1 | Battery hold down |
| | | | Parts list continued on next page |

Engine tray, Ford gasoline

| item | part no | qty | description |
|------|------------|-----|------------------------------------------------------------------------------|
| 39 | 0162776 | 1 | Hydraulic pump and fittings - (see page 2-68 for parts breakdown) |
| 40 | 0161957 | 1 | Emergency power motor/pump - (see page 2-64 for parts breakdown) |
| 41 | 0161959-99 | 1 | Muffler bracket |
| 42 | 0162347-99 | 4 | Radiator spacer |
| 43 | 7630308 | 1 | Air horn kit |
| 44 | 5560222 | 1 | Washer 3/8 hard flat ASTM-F436 |
| 45 | 7630286 | 1 | Fuel filter |
| 46 | 3040506 | 1 | Solenoid, 12 volt DC |
| 47 | 0161454-99 | 1 | Shroud |
| 48 | 7630706 | 1 | Radiator hose, 26 inch long |
| 49 | 5093027 | 1 | Clamp |
| 50 | 5560136 | 2 | Capscrew 1/2-13 self locking drilled head |
| 51 | 9980012 | 1 | .040 inch diameter stainless steel safety lockwire - (sold in one pound can) |
| 52 | 0181545-99 | 1 | Upper spacer |
| 53 | 7630321 | 1 | Hose |
| 54 | 0162162-99 | 2 | Heat exchanger mount |
| 55 | 7630360 | 1 | Intake hose, molded |
| 56 | 0162161-99 | 1 | Overflow bottle mount bracket |
| 57 | 0162162-99 | 2 | Heat exchanger mount |
| 58 | 0151920 | 1 | Wire harness, alternator connector |
| 59 | 5035325 | 1 | Straight thread 90° elbow |
| 60 | 5063703 | 1 | Cap |
| 61 | 3040149 | 1 | Oil pressure switch |
| 62 | 7720201 | 1 | Reducer bushing |
| 63 | 5090031 | 1 | Street elbow 45°, 1/8 NPT |
| 64 | 987099 | 2 | Washer 1/4 medium lock |
| 65 | 986019 | 2 | Washer 1/4 medium flat |
| 66 | 5560004 | 3 | Nut 1/4-20 self locking |
| 67 | 970029 | 2 | Capscrew 1/4-20 x 3/4 inch long hex head grade 5 |
| 68 | 5560039 | 4 | Nut 1/2-13 self locking |
| 69 | 970989 | 4 | Capscrew 1/2-13 x 3-1/2 inch long hex head grade 5 |
| 70 | 970449 | 4 | Capscrew 3/8-16 x 3/4 inch long hex head grade 5 |
| 71 | 986299 | 18 | Washer 3/8 medium flat |
| 72 | 5560033 | 6 | Nut 3/8-16 self locking |
| 73 | 970509 | 4 | Capscrew 3/8-16 x 2 inch long hex head grade 5 |
| 74 | 970049 | 2 | Capscrew 1/4-20 x 1 inch long hex head grade 5 |
| 75 | 5560355 | 8 | Washer metric M8 lock |
| 76 | 970479 | 4 | Capscrew 3/8-16 x 1-1/4 inch long hex head grade 5 |
| 77 | 972029 | 6 | Capscrew metric M8-1.25 x 20mm long hex head |
| 78 | 986359 | 2 | Washer 1/2 medium flat |
| 79 | 987139 | 2 | Washer 1/2 medium lock |
| 80 | 5010020 | 1 | Fuel hose, 5/8 inch diameter x 26 inch long |
| 81 | 5550010 | 2 | Clamp |
| 82 | 5560364 | 2 | Washer metric M10 flat |
| 83 | 5560671 | 3 | Nut metric M10 hex |
| 84 | 5560672 | 6 | Capscrew metric M10-1.5 x 65mm long hex head |
| 85 | 5560034 | 4 | Nut #10-24 self locking |
| 86 | 5560610 | 2 | Machine screw #10-24 x 1-1/4 inch long truss head |
| 87 | 5560626 | 2 | Capscrew metric M10-1.5 x 30mm long hex head |
| 88 | 987119 | 2 | Washer 3/8 medium lock |
| 89 | 5560356 | 20 | Washer metric M10 lock |
| 90 | 5560626 | 7 | Capscrew metric M10-1.5 x 30mm long hex head |
| 91 | 5560649 | 2 | Machine screw #10-24 x 1 inch long truss head |

F

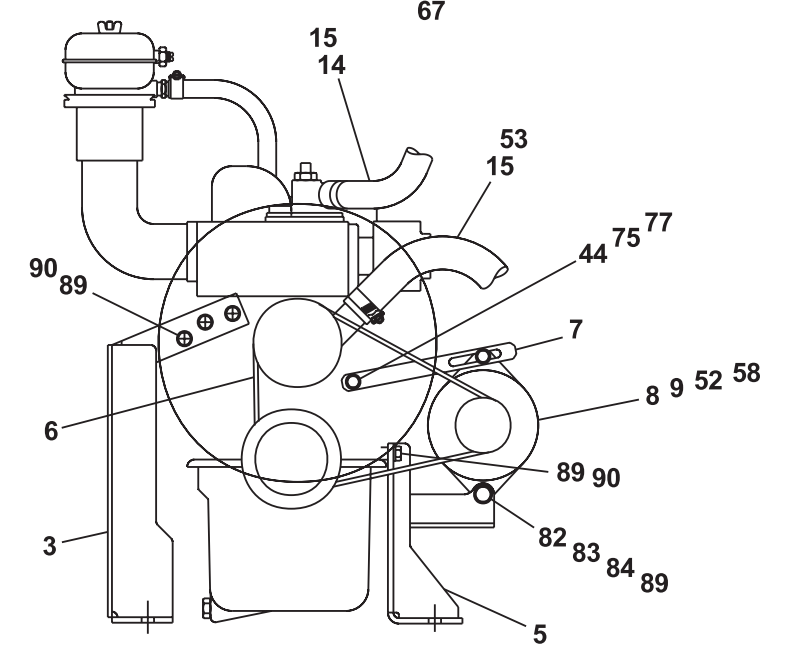
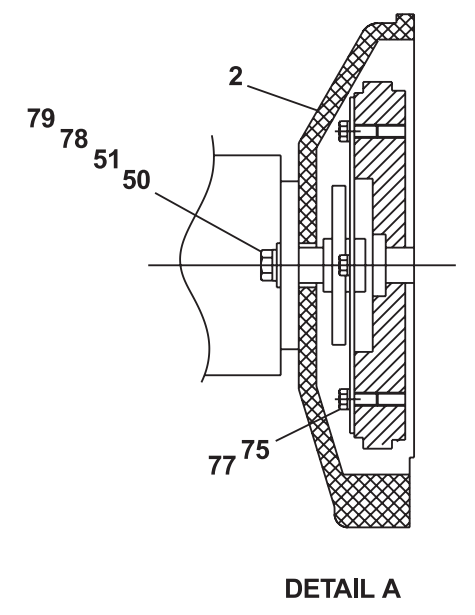
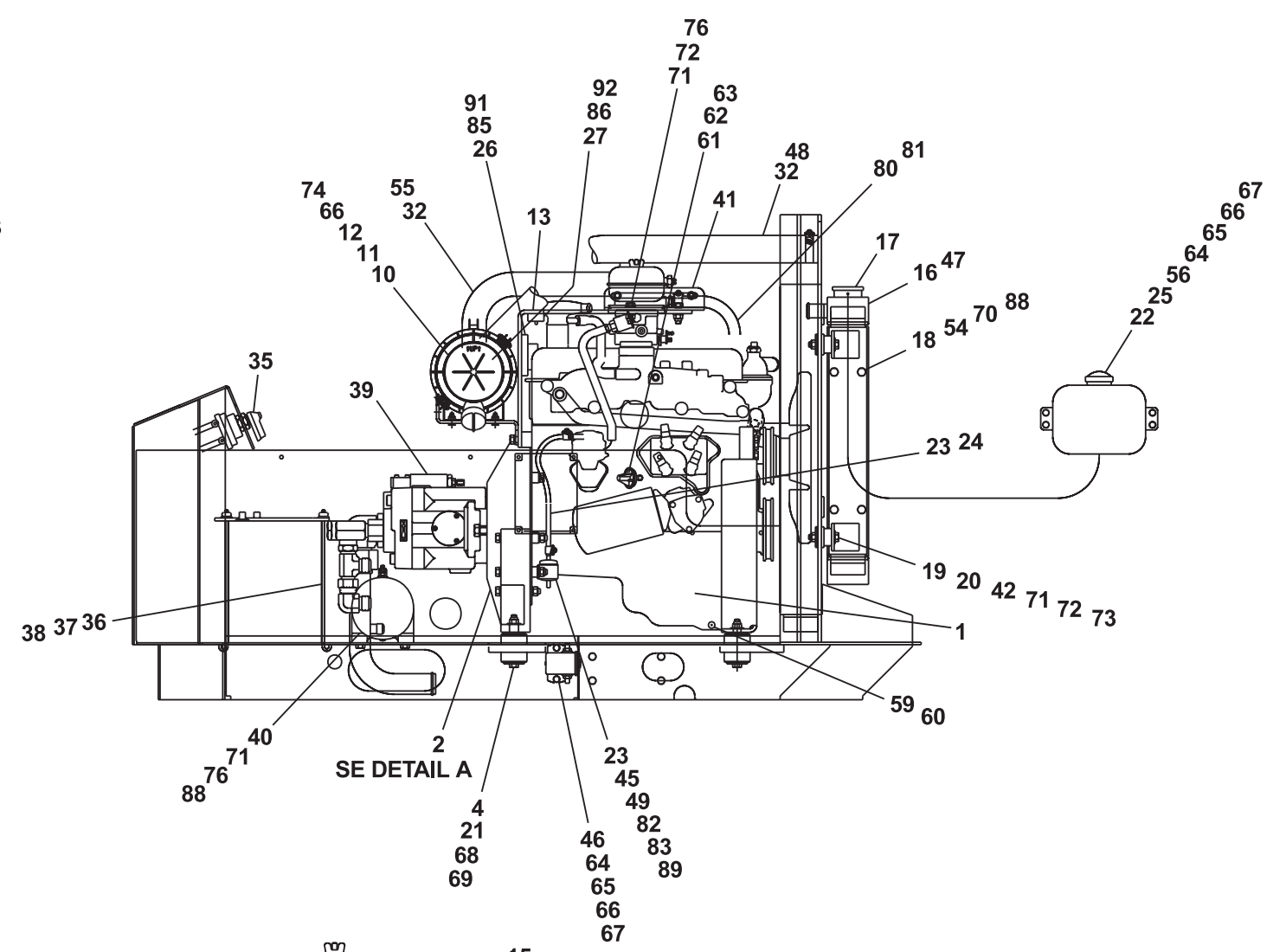
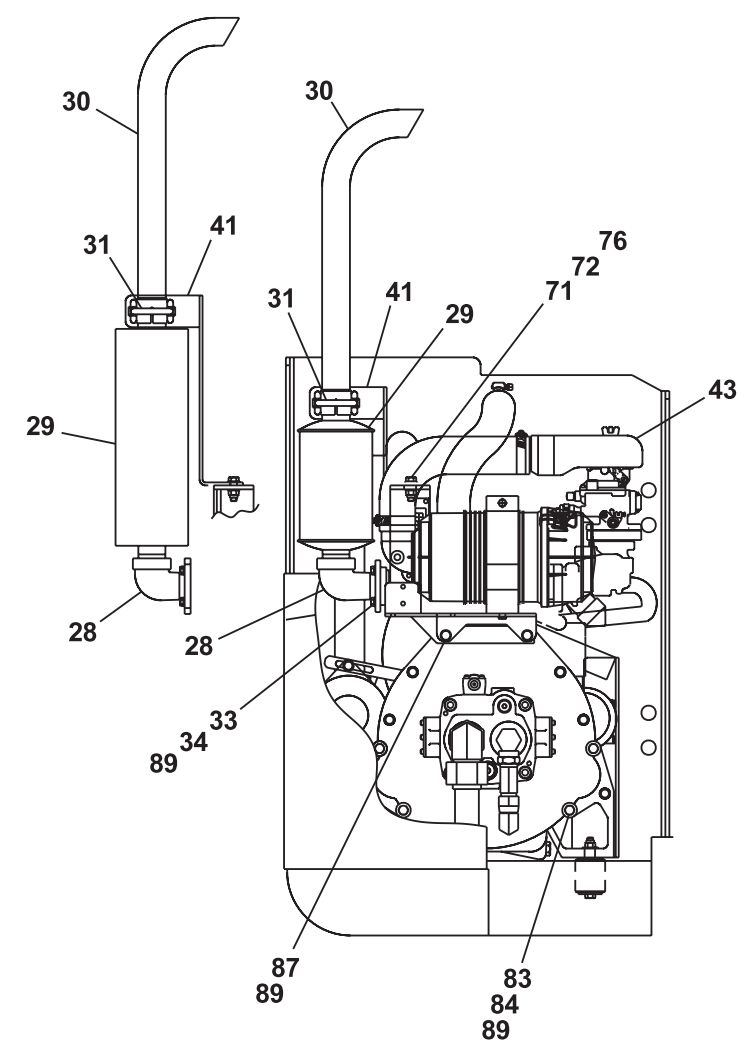
E

D

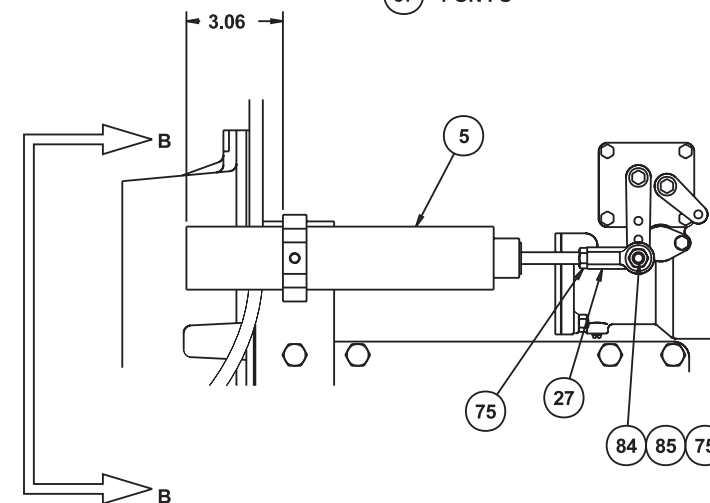
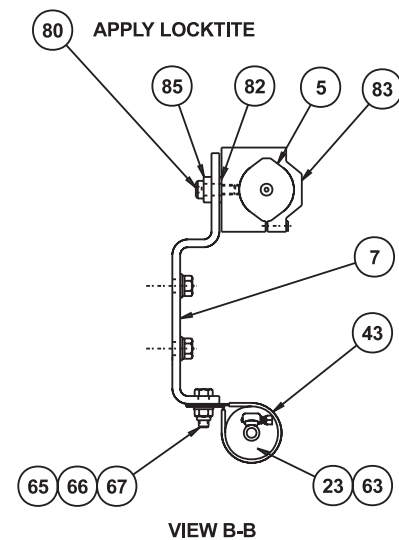
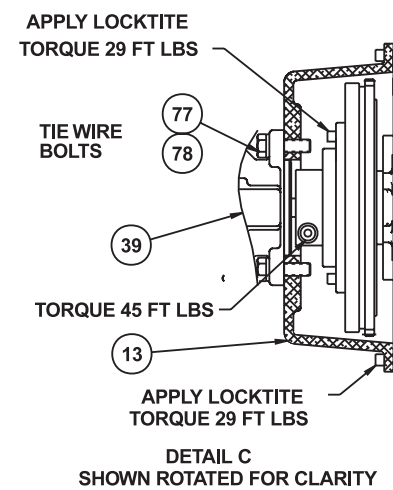
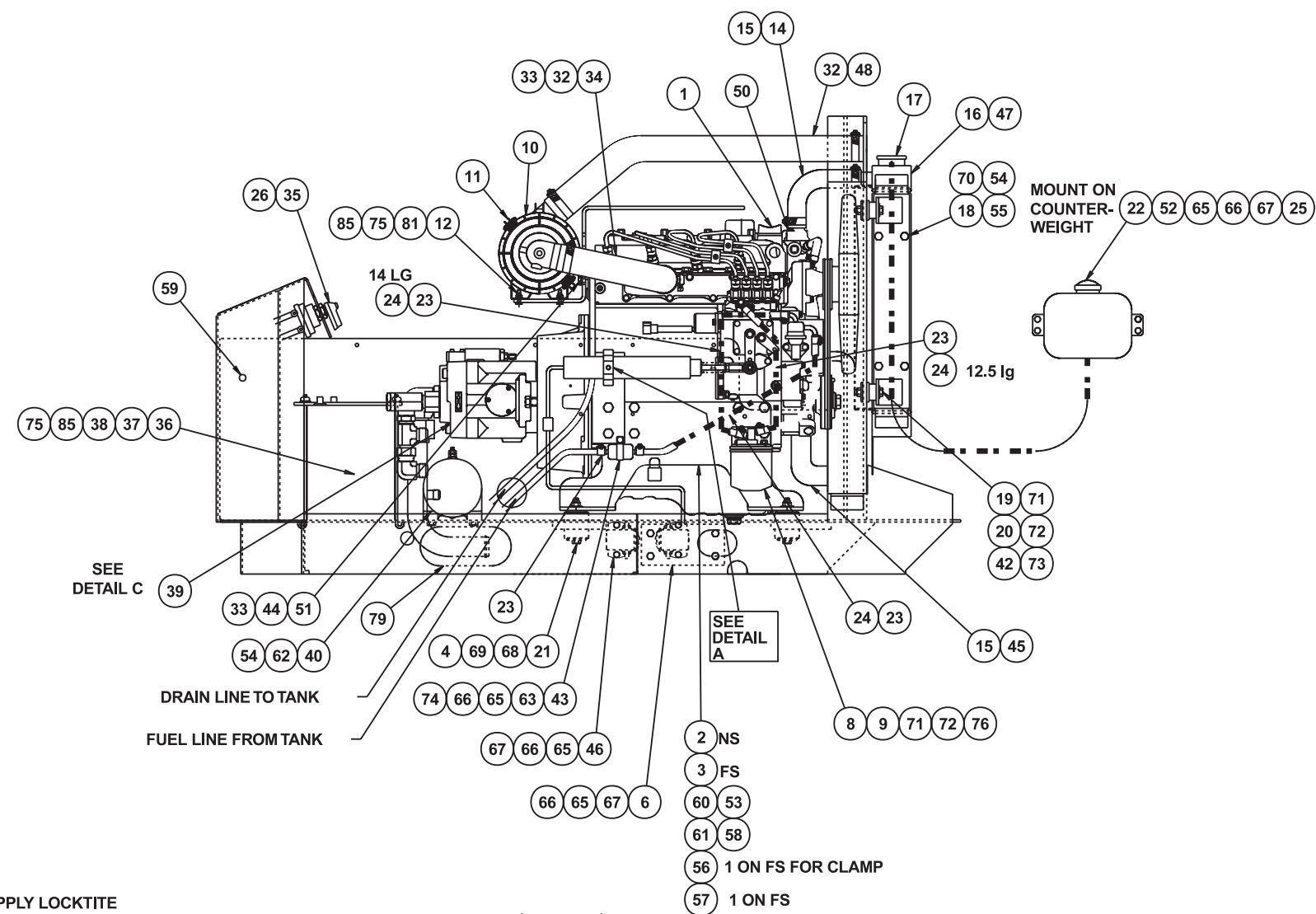
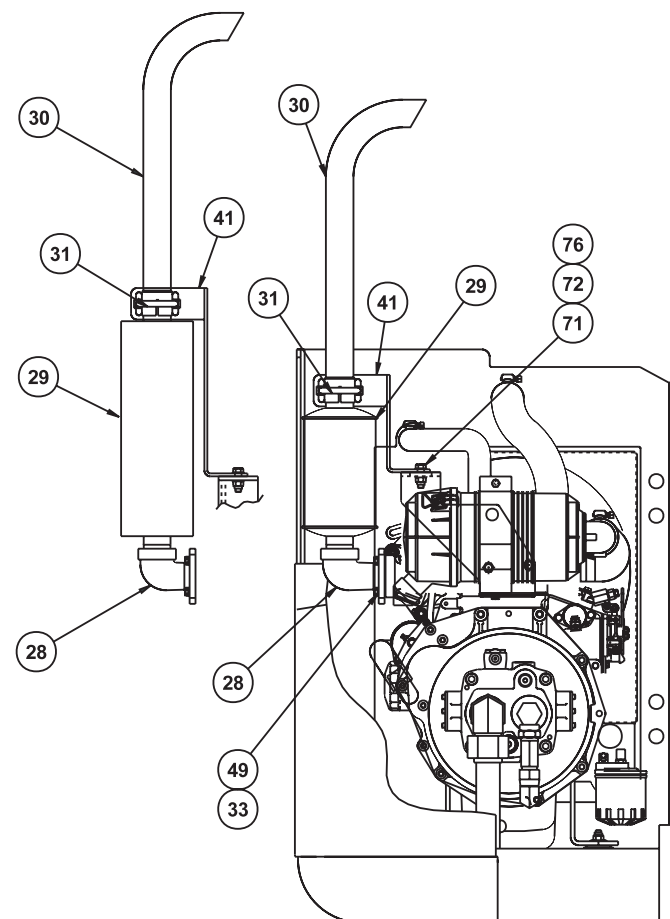
C

B

A



AWA16080



Engine tray, Kubota diesel

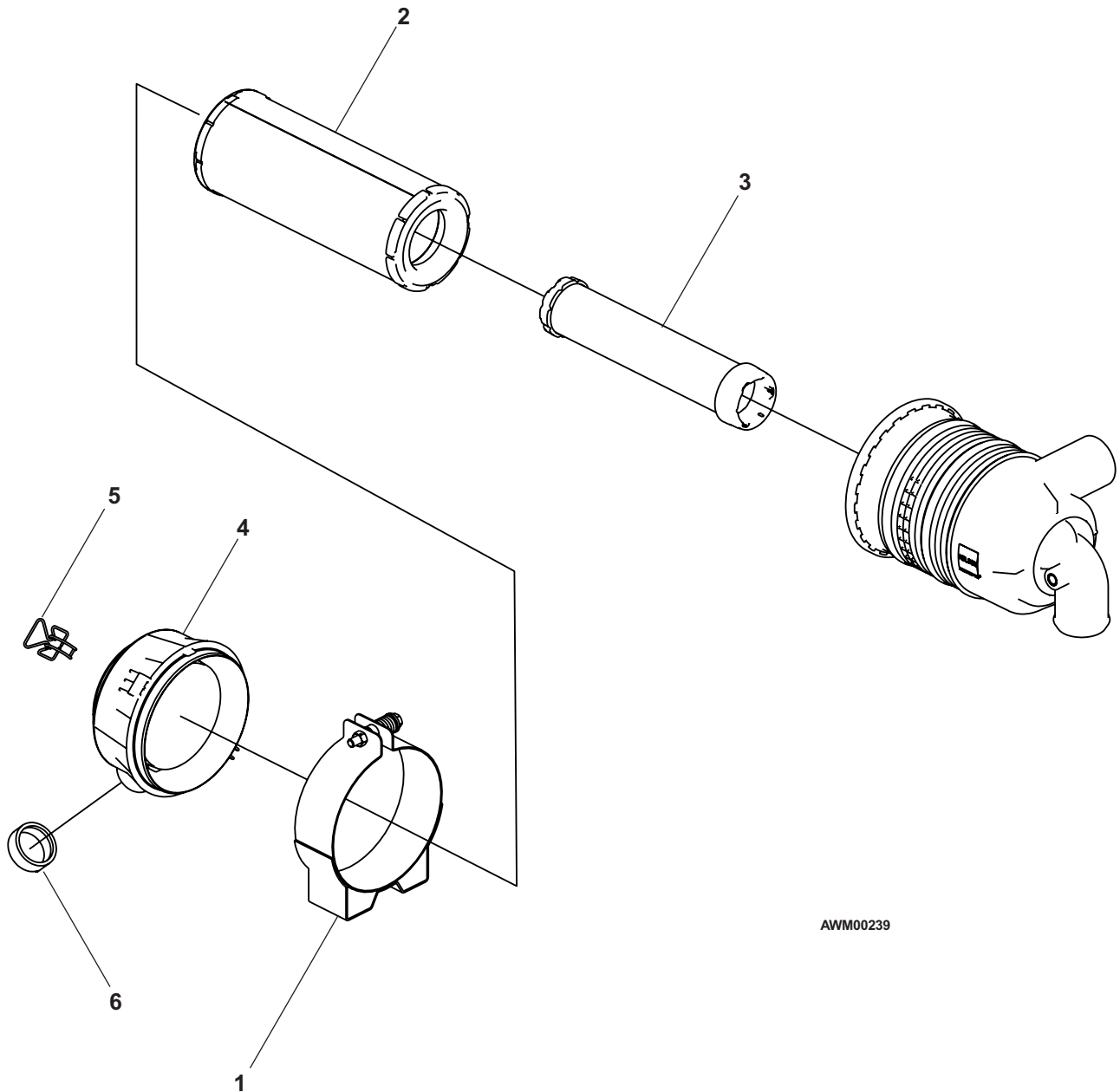
| item | part no | qty | description |
|------|------------|-----|-------------------------------------------------------------------|
| 1 | 7620046 | 1 | Engine, Kubota V1305-B1 diesel |
| | 7630730 | 1 | Replacement alternator |
| | 7630731 | 1 | Replacement fan/alternator belt |
| | 7630732 | 1 | Replacement fuel shutdown solenoid |
| | 7630733 | 1 | Replacement oil filter |
| | 7630735 | 1 | Replacement low pressure fuel filter |
| | 7630736 | 1 | Replacement glow plug |
| | 7630737 | 1 | Replacement fuel injector |
| | 7630738 | 1 | Replacement starter |
| 2 | 0161527-99 | 1 | Mount, right hand |
| 3 | 0161528-99 | 1 | Mount, left hand |
| 4 | 7630752 | 4 | Engine mount |
| 5 | 0162698 | 1 | Alternator |
| 6 | 0162699 | 1 | Actuator module |
| 7 | 0161956-99 | 1 | Actuator mount |
| 8 | 7630734 | 1 | Replacement high pressure fuel filter |
| 9 | 0161960-99 | 1 | Fuel filter mount |
| 10 | 7630746 | 1 | Air cleaner, straight end |
| 11 | 7630358 | 1 | Mounting bracket |
| 12 | 0162070-99 | 1 | Air cleaner bracket |
| 13 | 0161524 | 1 | Pump housing |
| 14 | 7630257 | 1 | Hose |
| 15 | 5550020 | 4 | Clamp |
| 16 | 7630299-99 | 1 | Radiator |
| 17 | 7630239 | 1 | Radiator cap - 13 psi |
| 18 | 0101642-99 | 2 | Radiator mounting bracket |
| 19 | 7630180 | 4 | Radiator cushion |
| 20 | 5560179 | 8 | Washer, snubbing |
| 21 | 0070148 | 8 | Engine mount washer |
| 22 | 7630227 | 1 | Overflow reservoir |
| | 8060277 | 1 | Replacement reservoir cap |
| 23 | 5550028 | 7 | Clamp |
| 24 | 5010011 | 1 | Fuel hose 5/16 inch diameter x 62 inch long |
| 25 | 5010012 | 1 | Radiator overflow hose 5/16 inch diameter x 24 inch long |
| 26 | 0161014 | 1 | Placard, battery switch |
| 27 | 2890006 | 1 | Rod end |
| 28 | 0151707 | 1 | Exhaust flange |
| 29 | 0071310 | 1 | Muffler, spark arrestor |
| | 7630002 | 1 | Muffler, standard |
| 30 | 0181125-79 | 1 | Exhaust pipe |
| 31 | 5550050 | 1 | Clamp |
| 32 | 5550030 | 4 | Clamp |
| 33 | 5560355 | 6 | Washer metric M8 lock |
| 34 | 7630298 | 1 | Intake hose, molded |
| 35 | 3020049 | 1 | Switch, battery disconnect |
| 36 | 3050002 | 1 | Battery, 12 volt DC - 550 CCA |
| 37 | 0150910 | 2 | Battery hold down bolt |
| 38 | 3050008 | 1 | Battery hold down |
| 39 | 0162776 | 1 | Hydraulic pump and fittings - (see page 2-68 for parts breakdown) |
| 40 | 0161957 | 1 | Emergency power motor/pump - (see page 2-64 for parts breakdown) |
| 41 | 0161959-99 | 1 | Muffler bracket |
| | 0162186-99 | 1 | Muffler bracket, standard muffler |
| 42 | 0162347-99 | 4 | Radiator spacer |
| 43 | 5093012 | 1 | Clamp |
| 44 | 5560613 | 2 | Washer metric M8 flat |
| 45 | 7630152 | 1 | Hose |
| | | | Parts list continued on next page |

Engine tray, Kubota diesel

| item | part no | qty | description |
|------|------------|-----|---------------------------------------------------------|
| 46 | 3040506 | 2 | Solenoid, 12 volt DC |
| 47 | 0161455-99 | 1 | Shroud |
| 48 | 0162192 | 1 | Intake hose x 24 inch long |
| 49 | 5560357 | 4 | Capscrew metric M8-1.25 x 25mm long hex head |
| 50 | 987919 | 1 | Bushing |
| 51 | 972029 | 2 | Capscrew metric M8-1.25 x 20mm long hex head |
| 52 | 0162161-99 | 1 | Overflow bottle mount bracket |
| 53 | 5560356 | 16 | Washer metric M10 lock |
| 54 | 987119 | 10 | Washer 3/8 medium lock |
| 55 | 0162182 | 2 | Heat exchanger mount |
| 56 | 972019 | 6 | Capscrew metric M10-1.5 x 25mm long hex head |
| 57 | 5093002 | 1 | Clamp |
| 58 | 5093000 | 1 | Clamp |
| 59 | 5093004 | 1 | Clamp |
| 60 | 5560625 | 10 | Capscrew metric M10-1.5 x 20mm long hex head |
| 61 | 5560364 | 16 | Washer metric M10 flat |
| 62 | 970469 | 2 | Capscrew 3/8-16 x 1 inch long hex head grade 5 |
| 63 | | 1 | Fuel filter - (included with engine, see item 1) |
| 64 | 987099 | 1 | Washer 1/4 medium lock |
| 65 | 986019 | 16 | Washer 1/4 medium flat |
| 66 | 5560004 | 10 | Nut 1/4-20 self locking |
| 67 | 970029 | 8 | Capscrew 1/4-20 x 3/4 inch long hex head grade 5 |
| 68 | 5560039 | 4 | Nut 1/2-13 self locking |
| 69 | 970989 | 4 | Capscrew 1/2-13 x 3-1/2 inch long hex head grade 5 |
| 70 | 970449 | 8 | Capscrew 3/8-16 x 3/4 inch long hex head grade 5 |
| 71 | 986299 | 8 | Washer 3/8 medium flat |
| 72 | 5560033 | 6 | Nut 3/8-16 self locking |
| 73 | 970519 | 4 | Capscrew 3/8-16 x 2-1/4 inch long hex head grade 5 |
| 74 | 970049 | 2 | Capscrew 1/4-20 x 1 inch long hex head grade 5 |
| 75 | 5560031 | 7 | Nut 5/16-18 self locking |
| 76 | 970479 | 2 | Capscrew 3/8-16 x 1-1/4 inch long hex head grade 5 |
| 77 | 5560136 | 2 | Capscrew 1/2-13 self locking drilled head |
| 78 | 5560168 | 2 | Washer 1/2 hard flat ASTM-F436 |
| 79 | 25560083 | 1 | Trim lock x 15 inch long |
| 80 | | 1 | Shoulder bolt - (included with left hand mount, item 3) |
| 81 | 970239 | 2 | Capscrew 5/16-18 x 3/4 inch long hex head grade 5 |
| 82 | 5530017 | 1 | Washer 3/8 curved spring |
| 83 | 7630323 | 1 | Mounting block |
| 84 | 970269 | 3 | Capscrew 5/16-18 x 1-1/4 inch long hex head grade 5 |
| 85 | 986269 | 8 | Washer 5/16 medium flat |

Air cleaner

| item | part no | qty | description |
|------|---------|-----|-----------------------------------------------------|
| | 7630357 | 1 | Air cleaner, 90° end - (used on Ford engine) |
| | 7630746 | 1 | Air cleaner, straight end - (used on Kubota engine) |
| 1 | 7630358 | 1 | Mounting bracket |
| 2 | 8140004 | 1 | Primary element |
| 3 | 8140005 | 1 | Safety element |
| 4 | 7630712 | 1 | Cover |
| 5 | 7630713 | 2 | Clip |
| 6 | 7630714 | 1 | Dust ejector valve |

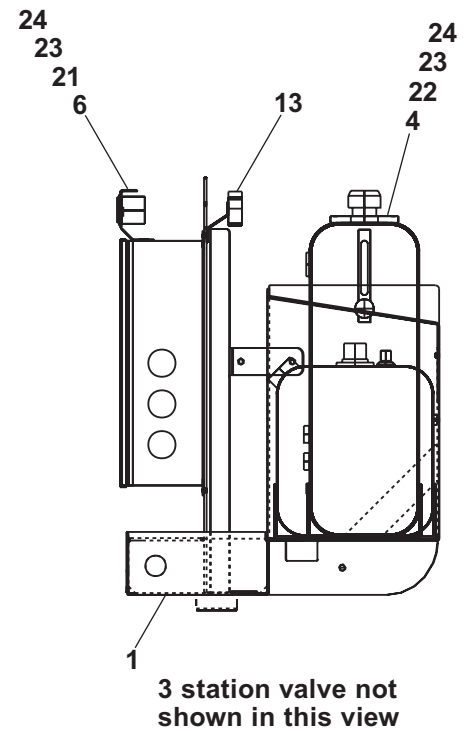
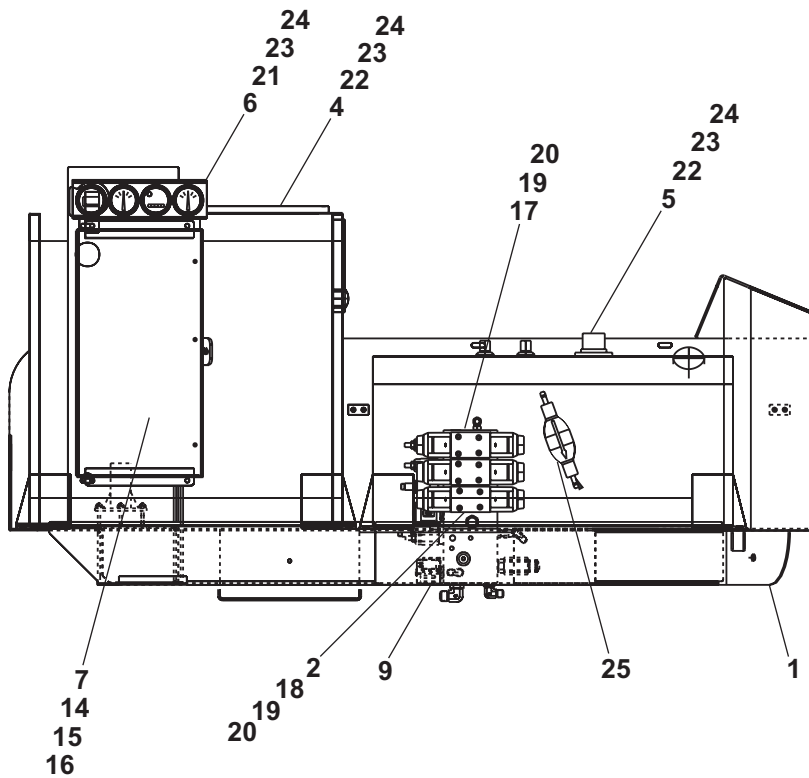
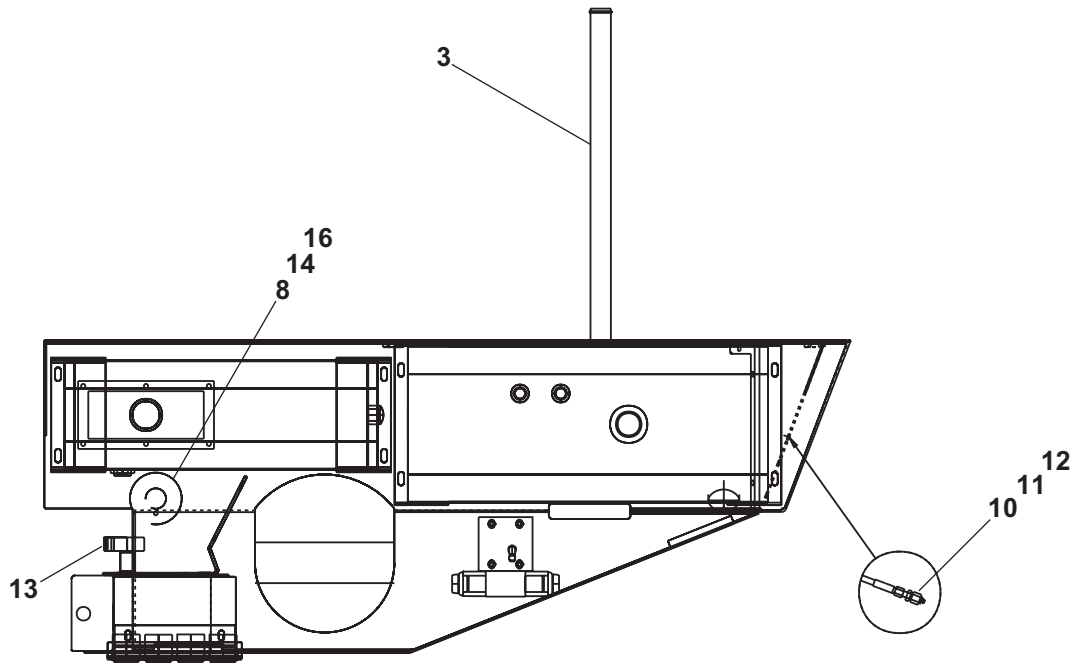


AWM00239

Fuel tray

| item | part no | qty | description |
|------|------------|-----|----------------------------------------------------------------|
| 1 | 0161881-99 | 1 | Fuel tray |
| 2 | 0161909 | 1 | Control valve, 3 station - (see page 2-19 for parts breakdown) |
| 3 | 0161889 | 1 | Suction tube |
| 4 | 0162596 | 1 | Hydraulic oil reservoir - (see page 2-65 for parts breakdown) |
| 5 | 0161905 | 1 | Fuel tank, gasoline fuel |
| | 0161906 | 1 | Fuel tank, diesel fuel |
| 6 | 0161907 | 1 | Engine gauge panel - (see page 3-21 for parts breakdown) |
| 7 | 0162077-79 | 1 | Lower control box - (see page 3-16 for parts breakdown) |
| 8 | 3020040 | 1 | Level sensor 5° |
| 9 | 0161855 | 1 | Wire harness, turntable valves |
| 10 | 5570001 | 1 | Grease fitting, 1/8 NPT straight |
| 11 | 5074401 | 1 | Bulkhead locknut |
| 12 | 5037102 | 1 | Bulkhead connector |
| 13 | 3040127 | 1 | Horn, 12 volt DC |
| 14 | 970029 | 7 | Capscrew 1/4-20 x 3/4 inch long hex head grade 5 |
| 15 | 986019 | 4 | Washer 1/4 medium flat |
| 16 | 5560004 | 7 | Nut 1/4-20 self locking |
| 17 | 970219 | 1 | Capscrew 5/16-18 x 1/2 inch long hex head grade 5 |
| 18 | 970239 | 4 | Capscrew 5/16-18 x 3/4 inch long hex head grade 5 |
| 19 | 986269 | 5 | Washer 5/16 medium flat |
| 20 | 987109 | 5 | Washer 5/16 medium lock |
| 21 | 970449 | 2 | Capscrew 3/8-16 x 3/4 inch long hex head grade 5 |
| 22 | 970469 | 7 | Capscrew 3/8-16 x 1 inch long hex head grade 5 |
| 23 | 986299 | 9 | Washer 3/8 medium flat |
| 24 | 5560033 | 9 | Nut 3/8-16 self locking |
| 25 | 7630216 | 1 | Fuel primer bulb - (used on diesel machines only) |

Fuel tray

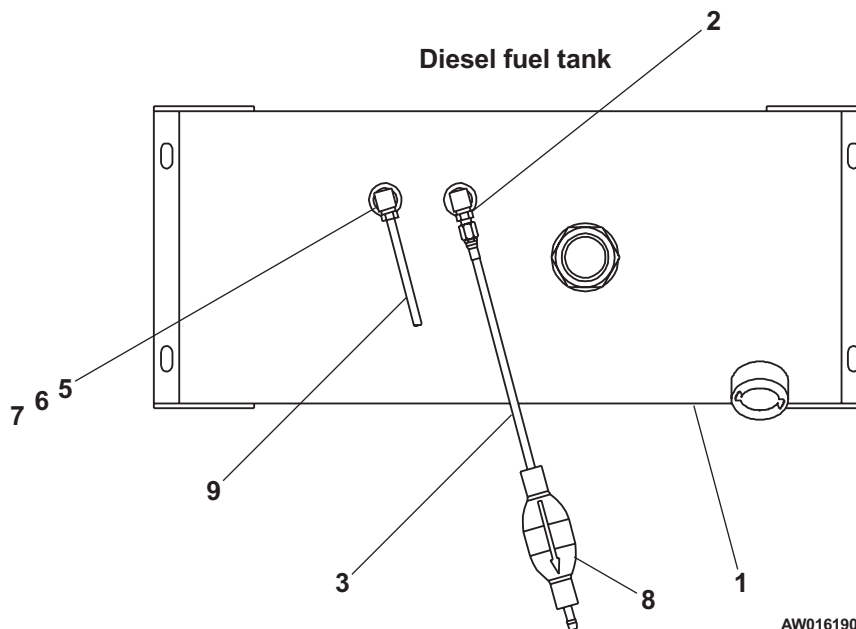
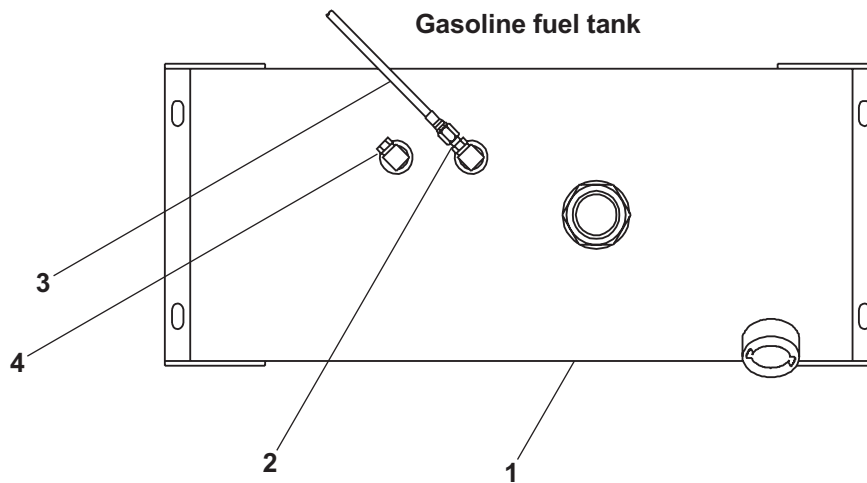


3 station valve not shown in this view

AW016052

Fuel tank

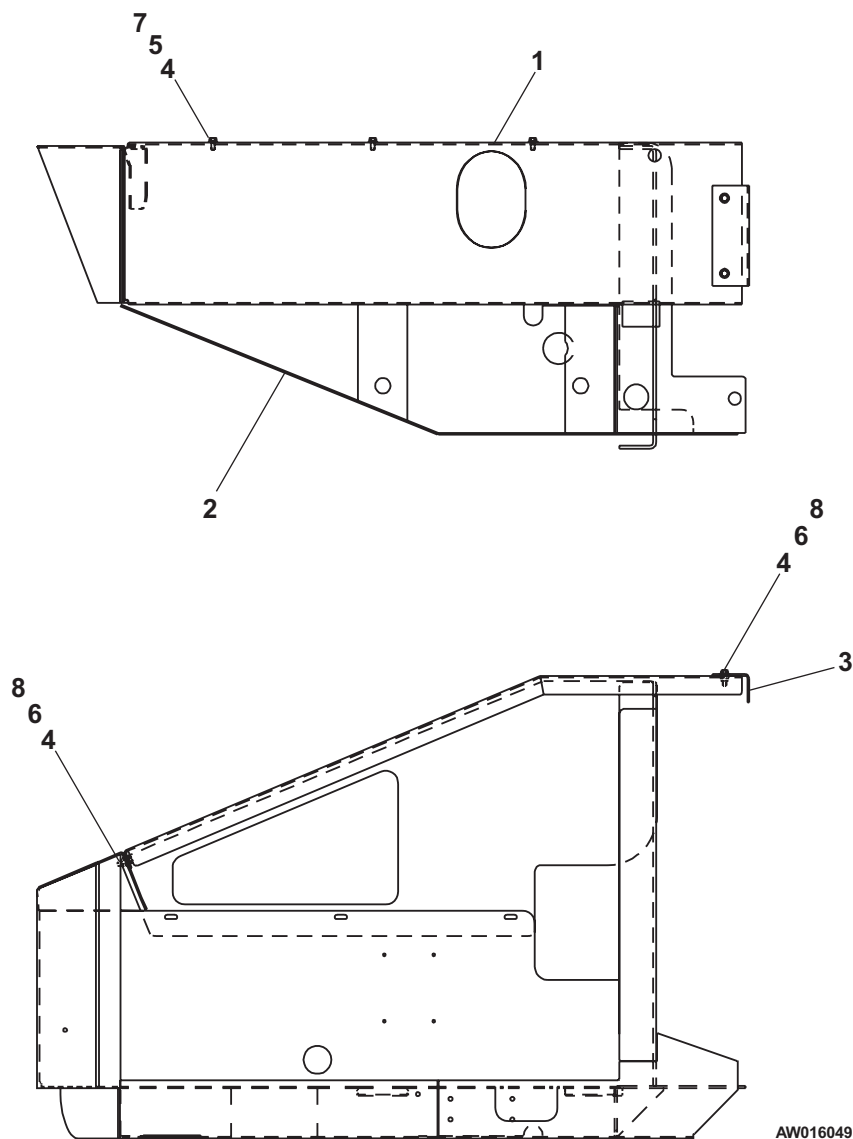
| item | part no | qty | description |
|----------------------------------------------------|------------|-----|---------------------------------------|
| 1 | 0161905 | 1 | Fuel tank, gasoline fuel |
| | 0161906 | 1 | Fuel tank, diesel fuel |
| | 0160769-99 | 1 | Fuel tank, 15 gallon capacity |
| | 9940001 | 1 | Replacement fuel tank cap |
| | 9949009 | 1 | Replacement fuel gauge |
| 2 | 5033604 | 1 | Male adapter |
| 3 | 0152688 | 1 | Fuel hose |
| 4 | 416246 | 1 | Plug 1/4 NPT hex |
| Following parts required for diesel fuel tank only | | | |
| 5 | 5090024 | 1 | Vacuum fitting 1/8 NPT brass straight |
| 6 | 5550028 | 1 | Clamp |
| 7 | 7720201 | 1 | Reducer bushing |
| 8 | 7630216 | 1 | Fuel primer bulb |
| 9 | 967359 | 1 | Fuel hose |



AW0161905

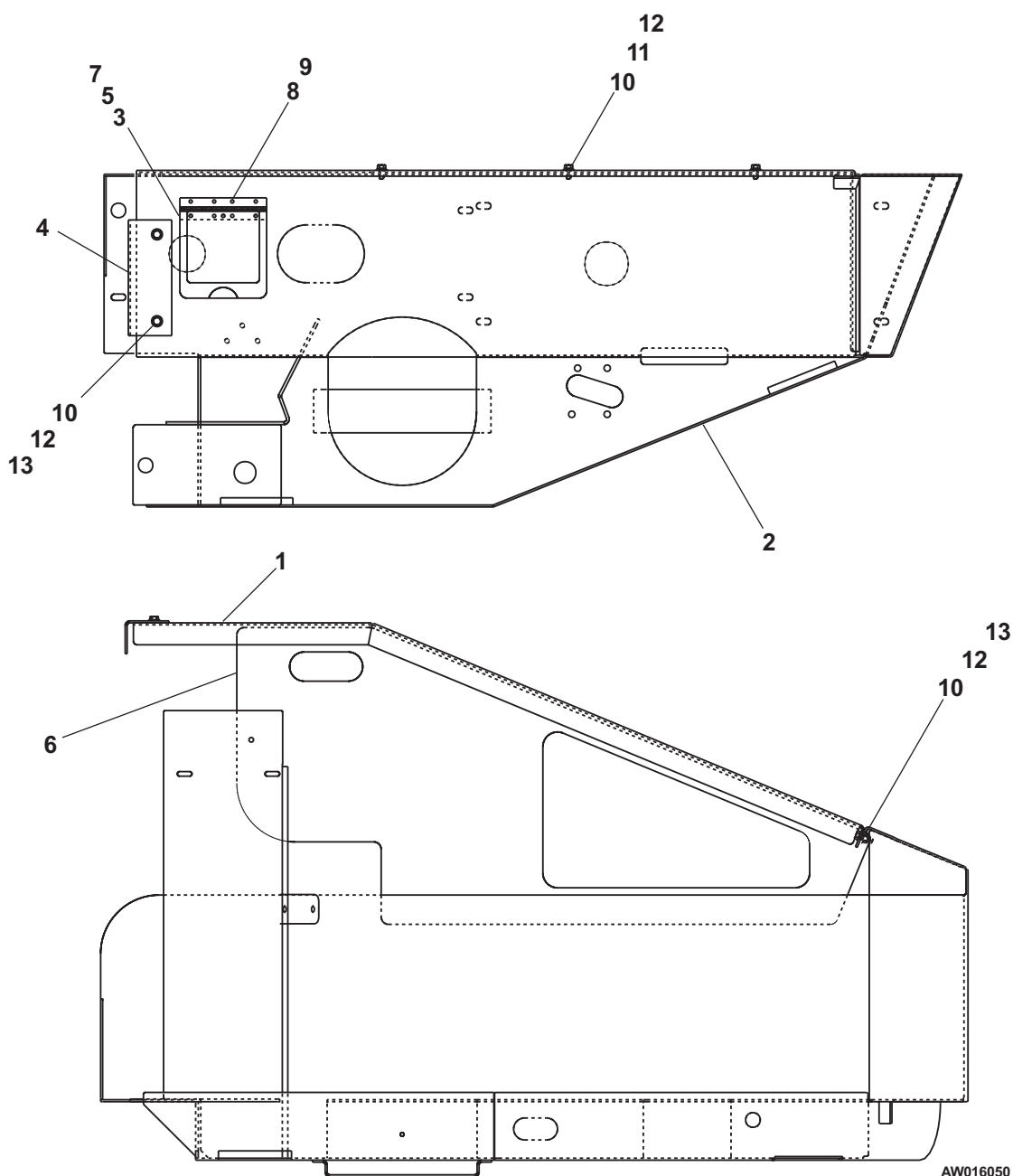
Cowling, engine tray

| item | part no | qty | description |
|------|------------|-----|---------------------------------------------------|
| 1 | 0162594-99 | 1 | Top sheet, cowling |
| 2 | 0161880-99 | 1 | Engine tray |
| 3 | 0162279-99 | 1 | Back plate |
| 4 | 0161947-99 | 1 | Angle |
| 5 | 986269 | 10 | Washer 5/16 medium flat |
| 6 | 5560031 | 4 | Nut 5/16-18 self locking |
| 7 | 970239 | 8 | Capscrew 5/16-18 x 3/4 inch long hex head grade 5 |
| 8 | 970259 | 2 | Capscrew 5/16-18 x 1 inch long hex head grade 5 |



Cowling, fuel tray

| item | part no | qty | description |
|------|------------|-----|-------------------------------------------------|
| 1 | 0162593-99 | 1 | Top sheet, cowling |
| 2 | 0161881-99 | 1 | Fuel tray |
| 3 | 0070548 | 1 | Door spring |
| 4 | 0161947-99 | 1 | Angle |
| 5 | 560146-99 | 1 | Door |
| 6 | 0162279-99 | 1 | Back plate |
| 7 | 5569820 | 2 | Rubber bumper |
| 8 | 5560034 | 6 | Nut #10-24 self locking |
| 9 | 5560609 | 6 | Machine screw #10-24 x 1/2 inch long truss head |
| 10 | 986269 | 12 | Washer 5/16 medium flat |
| 11 | 5560372 | 8 | Carriage bolt 5/16-18 x 3/4 inch long |
| 12 | 5560031 | 10 | Nut 5/16-18 self locking |
| 13 | 970259 | 2 | Capscrew 5/16-18 x 1 inch long hex head grade 5 |

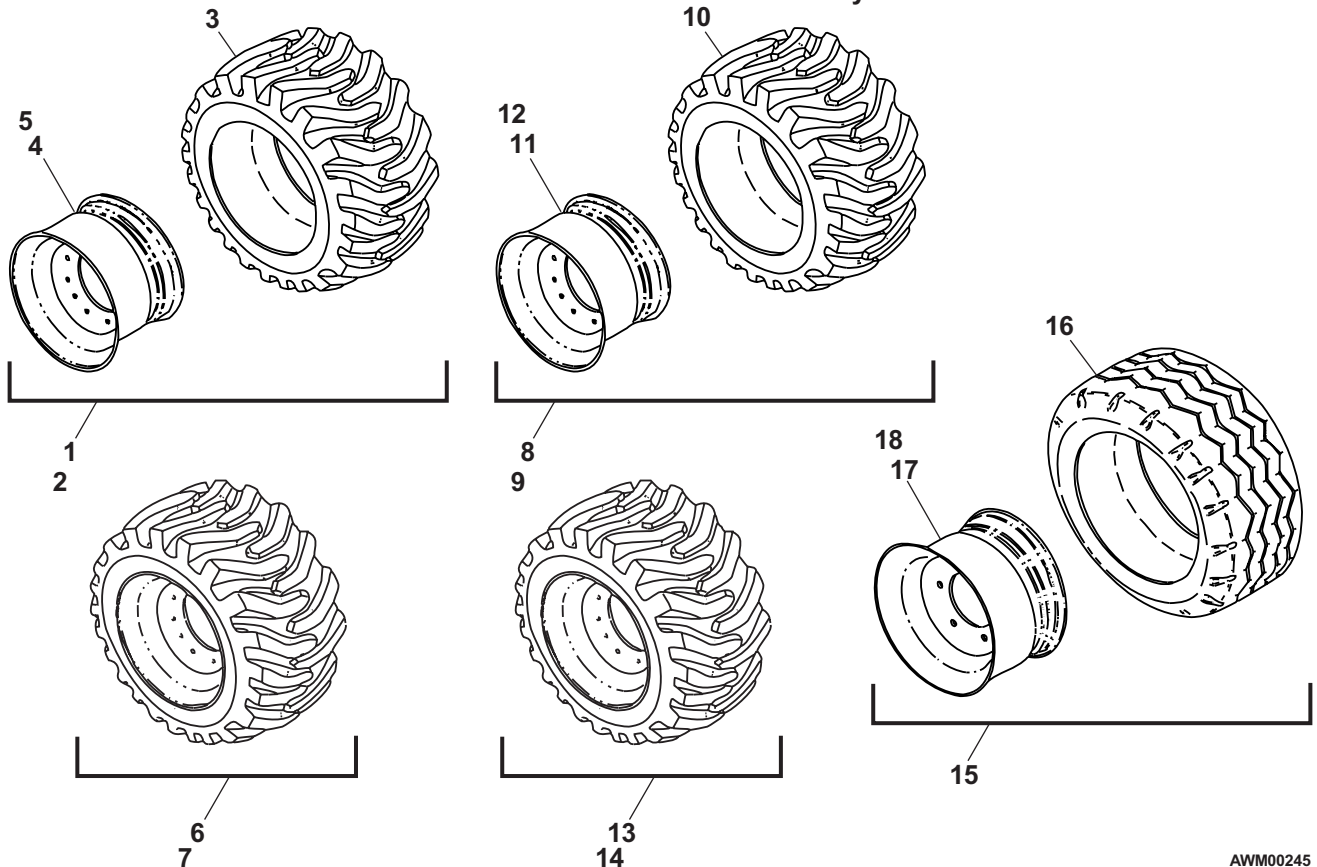


AW016050

Tires and wheels

| item | part no | qty | description |
|------|------------|-----|---------------------------------------------------------------------------------|
| 1 | 0161450 | 2 | Standard 12-16.5 air filled bar lug tire |
| 2 | 0161451 | 2 | Tire and wheel, right hand - (includes items 3, 4, and 5) |
| 3 | 7280017 | 1 | Tire, 12-16.5 8 ply bar lug |
| 4 | 0160591-99 | 1 | Wheel, 16.5 x 8.25 |
| 5 | 7280054 | 1 | Rim valve |
| 6 | 0161448 | 2 | Optional 12-16.5 foam filled bar lug tire |
| 7 | 0161449 | 2 | Tire and wheel, right hand - 12-16.5 8 ply bar lug |
| 8 | 0161442 | 2 | Tire and wheel, left hand - 12-16.5 8 ply bar lug |
| 9 | 0161443 | 2 | Optional 14-17.5 air filled loader lug tire |
| 10 | 7280070 | 1 | Tire and wheel, right hand - (includes items 10, 11, and 12) |
| 11 | 0161445-99 | 1 | Tire and wheel, left hand - (includes items 10, 11, and 12) |
| 12 | 7280054 | 1 | Tire, 14-17.5 8 ply loader lug |
| 13 | 0161440 | 1 | Wheel, 17.5 x 10.5 |
| 14 | 0161441 | 1 | Rim valve |
| 15 | 0162339 | 2 | Optional 14-17.5 foam filled loader lug tire |
| 16 | 7280074 | 2 | Tire and wheel, right hand - 14-17.5 8 ply loader lug |
| 17 | 0162338-99 | 2 | Tire and wheel, left hand - 14-17.5 8 ply loader lug |
| 18 | 7280054 | 2 | Optional 33/16LL-16.1 air filled sand/flotation tire |
| 19 | 0162339 | 4 | Tire and wheel - 33/16L-16.1 10 ply turf saver - (includes items 16, 17 and 18) |
| 20 | 7280074 | 1 | Tire, 33/16LL-16.1 10 ply surf saver |
| 21 | 0162338-99 | 1 | Wheel, 16.1 x 14 |
| 22 | 7280054 | 1 | Rim valve |

Note: Do not mix tire sizes or brands on any one machine.

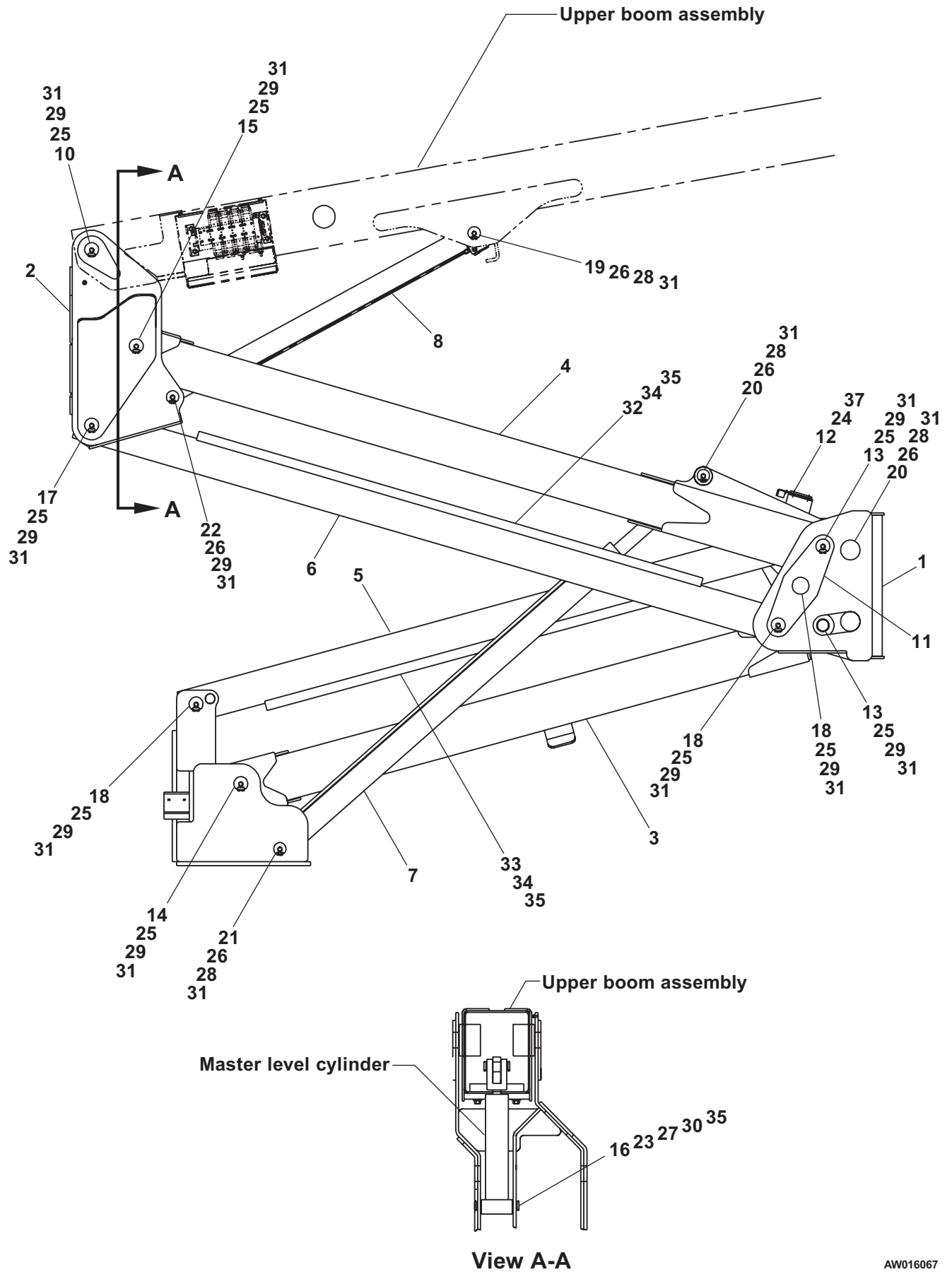


AWM00245

Booms, lower

| item | part no | qty | description |
|------|------------|-----|---------------------------------------------------------------|
| 1 | 0160725-99 | 1 | Riser bracket |
| 2 | 0162148 | 1 | Floating turret |
| 3 | 0160685-99 | 1 | Bottom arm |
| 4 | 0160625-99 | 1 | Top arm |
| 5 | 0160681-99 | 1 | Bottom follower bar |
| 6 | 0160656-99 | 1 | Top follower bar |
| 7 | 0161185-99 | 1 | Riser lift cylinder - (see page 2-56 for parts breakdown) |
| 8 | 0161188-99 | 1 | Main boom lift cylinder - (see page 2-49 for parts breakdown) |
| 9 | 0162335 | 1 | Switch, main boom - (see page 3-25 for parts breakdown) |
| 10 | 0160751 | 1 | Pin |
| 11 | 0160643-99 | 1 | Timing link |
| 12 | 0160698 | 1 | Riser support pad |
| 13 | 0160748 | 2 | Pin |
| 14 | 0160749 | 1 | Pin |
| 15 | 0160750 | 1 | Pin |
| 16 | 970469 | 2 | Capscrew 3/8-16 x 1 inch long hex head grade 5 |
| 17 | 0160752 | 1 | Pin |
| 18 | 0160754 | 3 | Pin |
| 19 | 0160755 | 1 | Pin |
| 20 | 0160756 | 3 | Pin |
| 21 | 0160757 | 1 | Pin |
| 22 | 0160758 | 1 | Pin |
| 23 | 0160946 | 1 | Pin |
| 24 | 972469 | 2 | Capscrew 3/8-16 x 1 inch long socket flat head |
| 25 | 0160763-99 | 18 | Pin lock |
| 26 | 0160764-99 | 12 | Pin lock |
| 27 | 0160972-99 | 2 | Pin lock |
| 28 | 5590026 | 12 | Retaining ring |
| 29 | 5590027 | 18 | Retaining ring |
| 30 | 300542 | 2 | Snap ring 1 inch heavy duty |
| 31 | 300729 | 28 | Wheel bolt 1/2-20 |
| 32 | 0160976-99 | 1 | Top channel, hose guide |
| 33 | 0160977-99 | 1 | Bottom channel, hose guide |
| 34 | 970439 | 6 | Capscrew 3/8-16 x 5/8 inch long hex head grade 5 |
| 35 | 987119 | 8 | Washer 3/8 medium lock |
| 36 | 986299 | 6 | Washer 3/8 medium flat |
| 37 | 5560033 | 2 | Nut 3/8-16 self locking |

Booms, lower

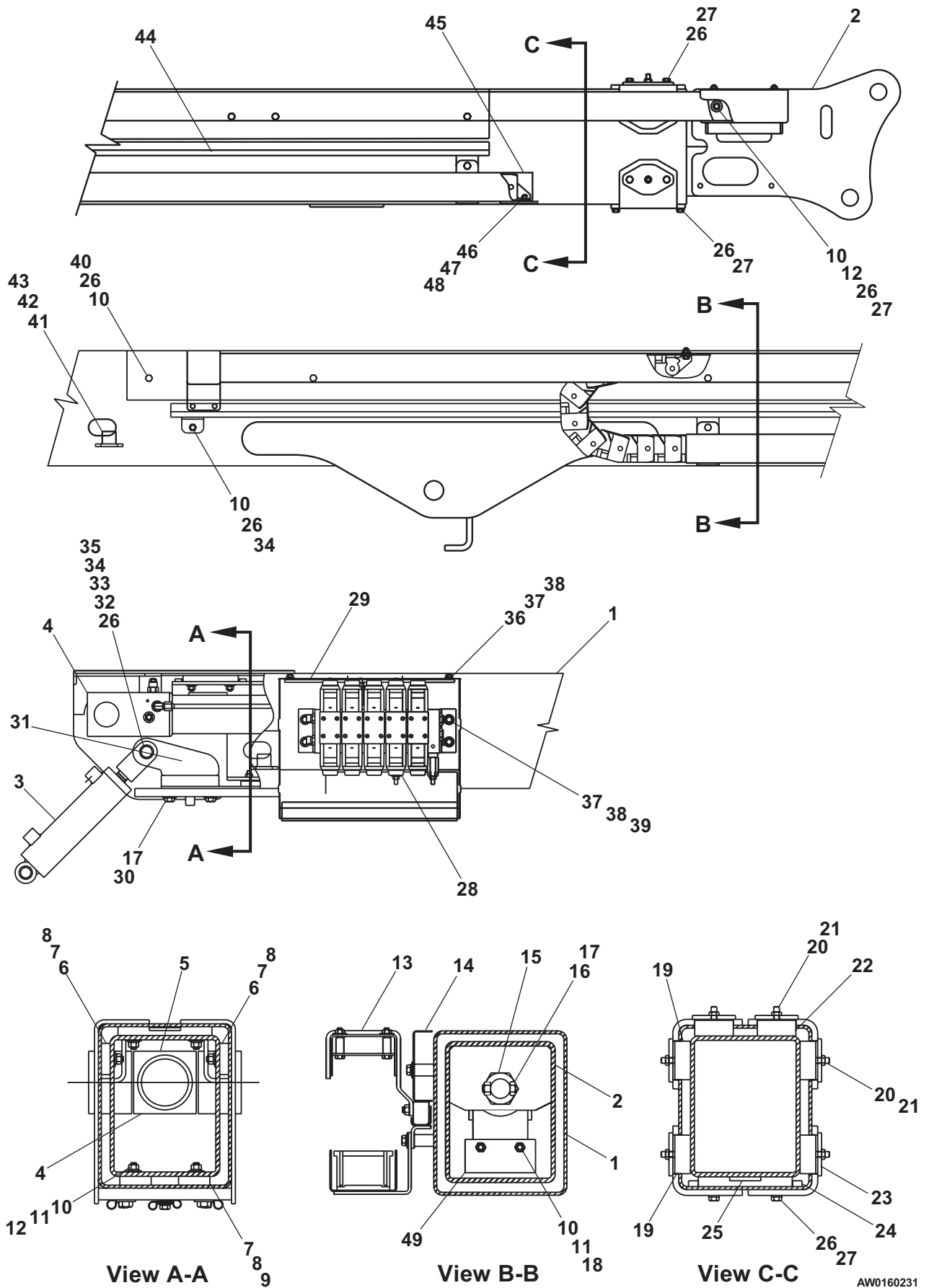


AW016067

Booms, upper

| item | part no | qty | description |
|------|------------|-----|----------------------------------------------------------------|
| 1 | 0160848-99 | 1 | Base boom |
| 2 | 0160845-99 | 1 | Intermediate boom |
| 3 | 0162482 | 1 | Master level cylinder - (see page 2-52 for parts breakdown) |
| 4 | 0161483 | 1 | Extend cylinder - (see page 2-45 for parts breakdown) |
| 5 | 0160866 | 1 | Slide pad |
| 6 | 0150121 | 2 | Slide pad |
| 7 | 0070838 | 4 | Slide pad shim, .030 inch thick |
| 8 | 0071272 | 4 | Slide pad shim, .063 inch thick |
| 9 | 0161766 | 2 | Slide pad |
| 10 | 986299 | 23 | Washer 3/8 medium flat |
| 11 | 5560644 | 12 | Capscrew 3/8-16 x 1-1/4 inch long socket flat head |
| 12 | 5560033 | 14 | Nut 3/8-16 self locking |
| 13 | 0161467 | 1 | Power trak - (see page 1-46 for parts breakdown) |
| 14 | 0162218-99 | 1 | Channel, hose guide |
| 15 | 5560030 | 1 | Nut 1-1/4-12 self locking |
| 16 | 5560039 | 1 | Nut 1/2-13 self locking |
| 17 | 5560154 | 5 | Capscrew 1/2-13 x 1-3/4 inch long hex head grade 8 |
| 18 | 5560106 | 2 | Capscrew 3/8-16 x 2-3/4 inch long hex head grade 5 |
| 19 | 0030921 | 4 | Slide pad |
| 20 | 5560197 | 6 | Set screw 3/8-16 x 1 inch long hex socket flat point |
| 21 | 5560611 | 6 | Nut 3/8-16 hex jam |
| 22 | 0162208 | 2 | Slide pad |
| 23 | 0161105 | 6 | Slide pad retainer plate |
| 24 | 0160867-99 | 1 | Plate, slide mount |
| 25 | 0160864 | 1 | Slide pad |
| 26 | 987119 | 32 | Washer 3/8 medium lock |
| 27 | 970469 | 20 | Capscrew 3/8-16 x 1 inch long hex head grade 5 |
| 28 | 0161223 | 1 | Control valve, 5 station - (see page 2-27 for parts breakdown) |
| 29 | 0161203-99 | 1 | Cover, control valve |
| 30 | 5560168 | 4 | Washer 1/2 hard flat ASTM-F436 |
| 31 | 0160823-99 | 1 | Bracket, master level cylinder |
| 32 | 0160972-99 | 2 | Pin lock |
| 33 | 5591100 | 2 | Snap ring |
| 34 | 970449 | 3 | Capscrew 3/8-16 x 3/4 inch long hex head grade 5 |
| 35 | 0160947 | 1 | Pin |
| 36 | 970219 | 2 | Capscrew 5/16-18 x 1/2 inch long hex head grade 5 |
| 37 | 986269 | 10 | Washer 5/16 medium flat |
| 38 | 987109 | 6 | Washer 5/16 medium lock |
| 39 | 970289 | 4 | Capscrew 5/16-18 x 1-3/4 inch long hex head grade 5 |
| 40 | 970439 | 5 | Capscrew 3/8-16 x 5/8 inch long hex head grade 5 |
| 41 | 0162333 | 2 | Switch, extend - (see page 3-23 for parts breakdown) |
| 42 | 974739 | 4 | Machine screw #10-24 x 1-1/2 inch long round head |
| 43 | 5560034 | 4 | Nut #10-24 self locking |
| 44 | 0161012-99 | 1 | Channel, slide |
| 45 | 0161013-99 | 1 | Channel, bottom |
| 46 | 0161784-99 | 1 | Pad, boom switch |
| 47 | 5560031 | 2 | Nut 5/16-18 self locking |
| 48 | 970249 | 2 | Capscrew 5/16-18 x 7/8 inch long hex head grade 5 |
| 49 | 0160863 | 1 | Slide block, extend cylinder |

Booms, upper

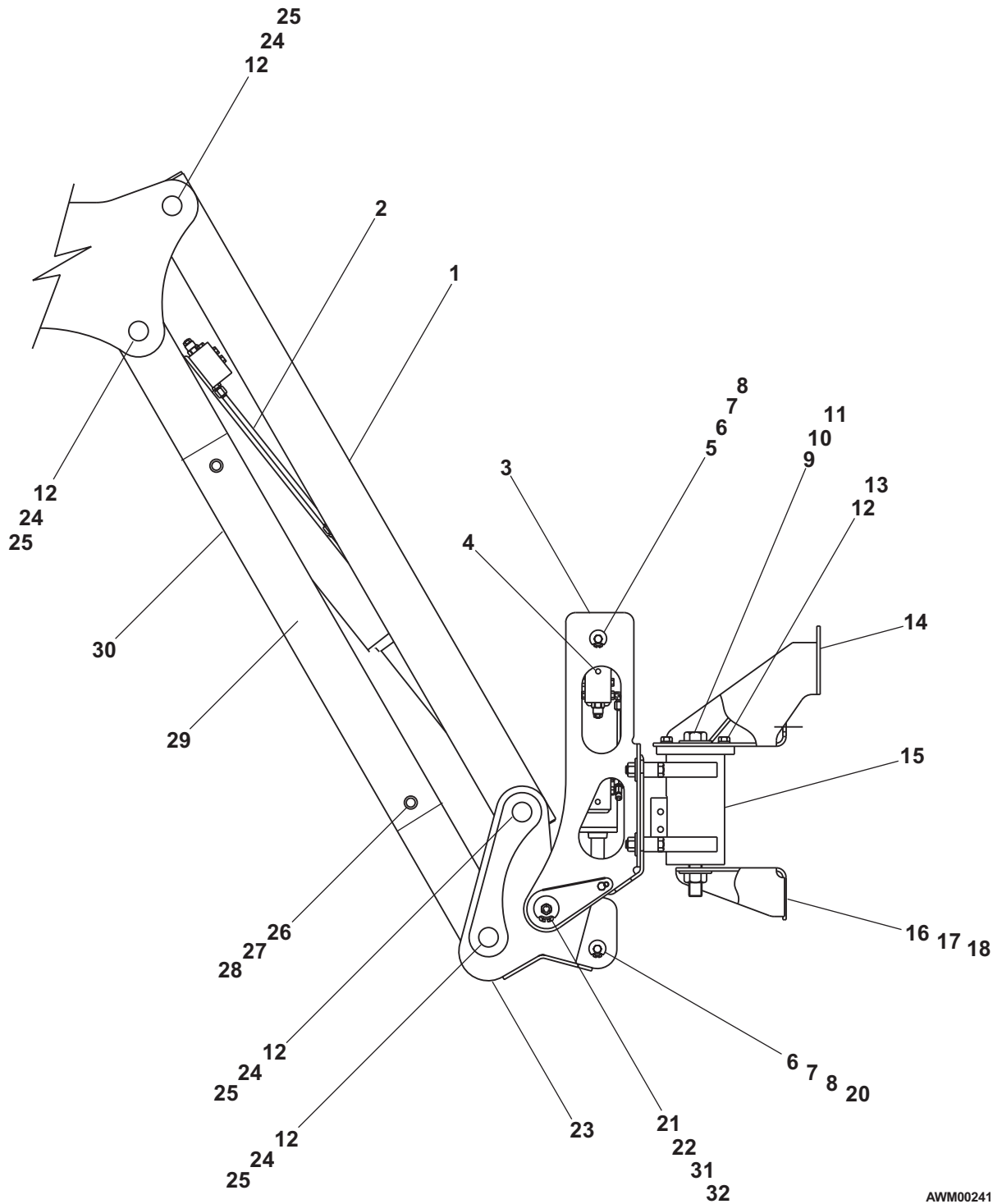


AW0160231

Jib arm

| item | part no | qty | description |
|------|------------|-----|------------------------------------------------------------|
| 1 | 0161865-99 | 1 | Jib arm |
| 2 | 0162795 | 1 | Jib cylinder - (see page 2-47 for parts breakdown) |
| 3 | 0161949-99 | 1 | Rotary mount bracket |
| 4 | 0161189-99 | 1 | Slave level cylinder - (see page 2-58 for parts breakdown) |
| 5 | 0160948 | 1 | Pin |
| 6 | 0160972-99 | 4 | Pin |
| 7 | 5591100 | 4 | Snap ring |
| 8 | 970449 | 4 | Capscrew 3/8-16 x 3/4 inch long hex head grade 5 |
| 9 | 5560281 | 1 | Capscrew 1-8 x 12 inch long hex head grade 5 |
| 10 | 5560172 | 1 | Washer 1 hard flat ASTM-F436 |
| 11 | 984249 | 1 | Washer 1 inch medium lock |
| 12 | 970889 | 10 | Capscrew 1/2-13 x 1 inch long hex head grade 5 |
| 13 | 987139 | 6 | Washer 1/2 medium lock |
| 14 | 0161044-99 | 1 | Platform mounting bracket, upper |
| 15 | 0161526 | 1 | Platform rotator - (see page 1-51 for parts breakdown) |
| 16 | 5560195 | 4 | Capscrew 5/8-11 x 2-1/2 inch long hex head grade 5 |
| 17 | 5560169 | 4 | Washer 5/8 hard flat ASTM-F436 |
| 18 | 5560131 | 4 | Nut 5/8-11 self locking |
| 19 | 0160781-99 | 1 | Platform mounting bracket, lower |
| 20 | 0160949 | 1 | Pin |
| 21 | 0160760 | 1 | Pin |
| 22 | 0160765-99 | 2 | Pin lock |
| 23 | 0162016-99 | 1 | Jib end |
| 24 | 0162568-99 | 4 | Pin |
| 25 | 0082521 | 4 | Banjo pin |
| 26 | 970439 | 2 | Capscrew 3/8-16 x 5/8 inch long hex head |
| 27 | 987119 | 2 | Washer 3/8 medium lock |
| 28 | 986299 | 2 | Washer 3/8 medium flat |
| 29 | 0161307-99 | 1 | Channel, jib hose carrier |
| 30 | 0161866-99 | 1 | Jib arm with standoffs |
| 31 | 300729 | 2 | Wheel bolt 1/2-20 |
| 32 | 302323 | 2 | Retaining ring |

Jib arm



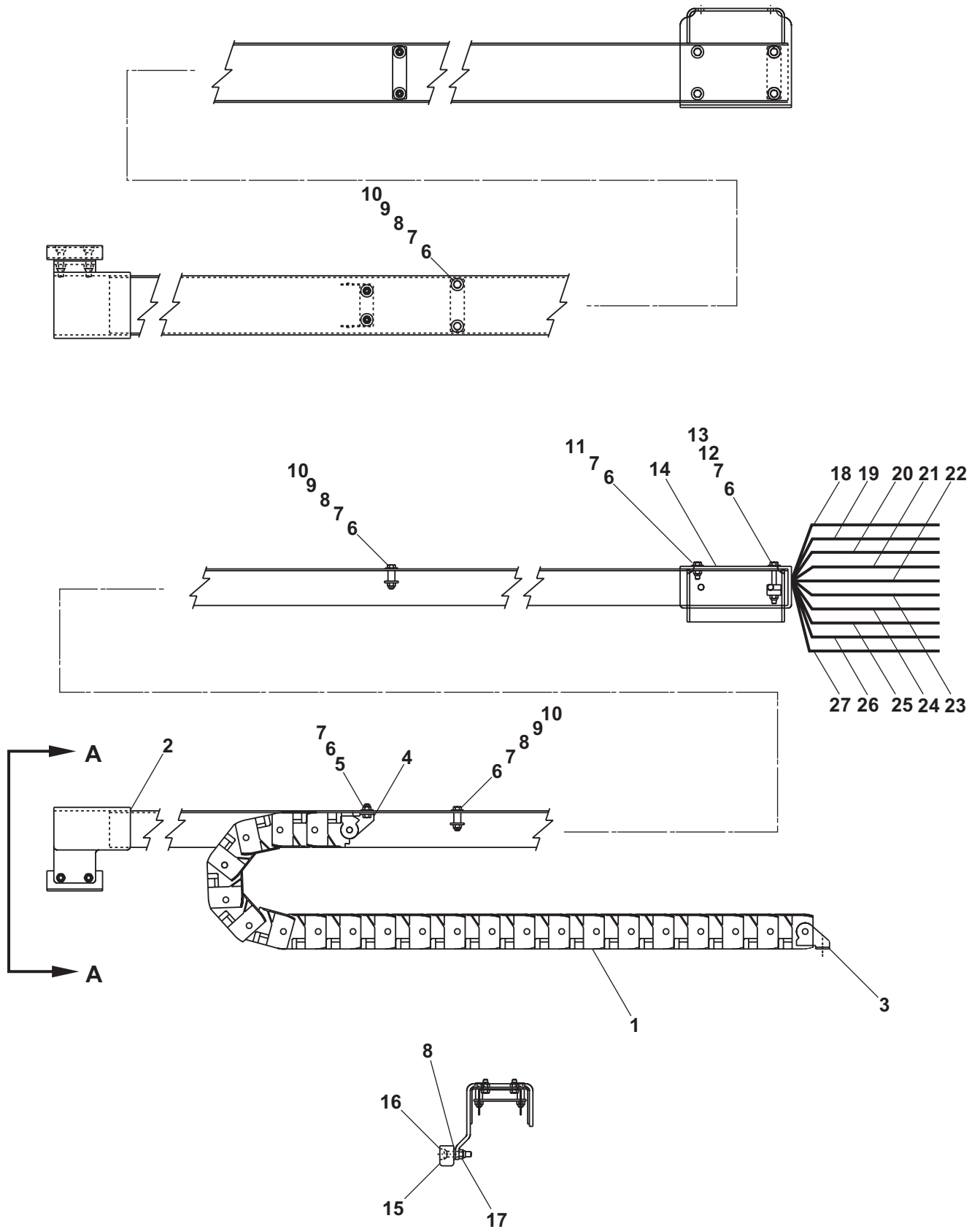
AWM00241

Power trak

| item | part no | qty | description |
|------|------------|-----|----------------------------------------------------------------------------------|
| | 0161467 | 1 | Power trak |
| 1 | 9920026 | 25 | Power track link |
| 2 | 0161011-99 | 1 | Top channel |
| 3 | 9920028 | 1 | Mounting bracket, male |
| 4 | 9920027 | 1 | Mounting bracket, female |
| 5 | 970239 | 4 | Capscrew 5/16-18 x 3/4 inch long hex head grade 5 |
| 6 | 986269 | 10 | Washer 5/16 medium flat |
| 7 | 5560031 | 10 | Nut 5/16-18 self locking |
| 8 | 5560674 | 4 | Capscrew 5/16-18 x 1-1/2 inch long hex head grade 5 |
| 9 | 0161416-99 | 2 | Clamp bar |
| 10 | 0162481-99 | 4 | Spacer |
| 11 | 970259 | 2 | Capscrew 5/16-18 x 1 inch long hex head grade 5 |
| 12 | 0161688 | 1 | Hose clamp |
| 13 | 970349 | 2 | Capscrew 5/16-18 x 2-3/4 inch long hex head grade 5 |
| 14 | 0160897-99 | 1 | Tip end bracket |
| 15 | 0160909 | 1 | Side block |
| 16 | 972469 | 2 | Capscrew 3/8-16 x 1 inch long socket flat head |
| 17 | 5560033 | 2 | Nut 3/8-16 self locking |
| 18 | 0161688 | 1 | 1/4 inch hydraulic hose - (jib extend) |
| 19 | 0161688 | 1 | 1/4 inch hydraulic hose - (jib retract) |
| 20 | 0161689 | 1 | 1/4 inch hydraulic hose - (rotation clockwise) |
| 21 | 0161689 | 1 | 1/4 inch hydraulic hose - (rotation counter-clockwise) |
| 22 | 0161690 | 1 | 1/4 inch hydraulic hose - (level extend) |
| 23 | 0161690 | 1 | 1/4 inch hydraulic hose - (level retract) |
| 24 | 0161686 | 1 | Boom wire harness, 12 gauge/8 conductor |
| 25 | 0161685 | 1 | Boom wire harness, 18 gauge/19 conductor - square 12 pin/round 9 pin connectors |
| 26 | 0161684 | 1 | Boom wire harness, 18 gauge/19 conductor - square 12 pin/square 8 pin connectors |
| 27 | 3011203 | 1 | Wire, 12 gauge/3 conductor x 68 feet long |

Power trak

Top view

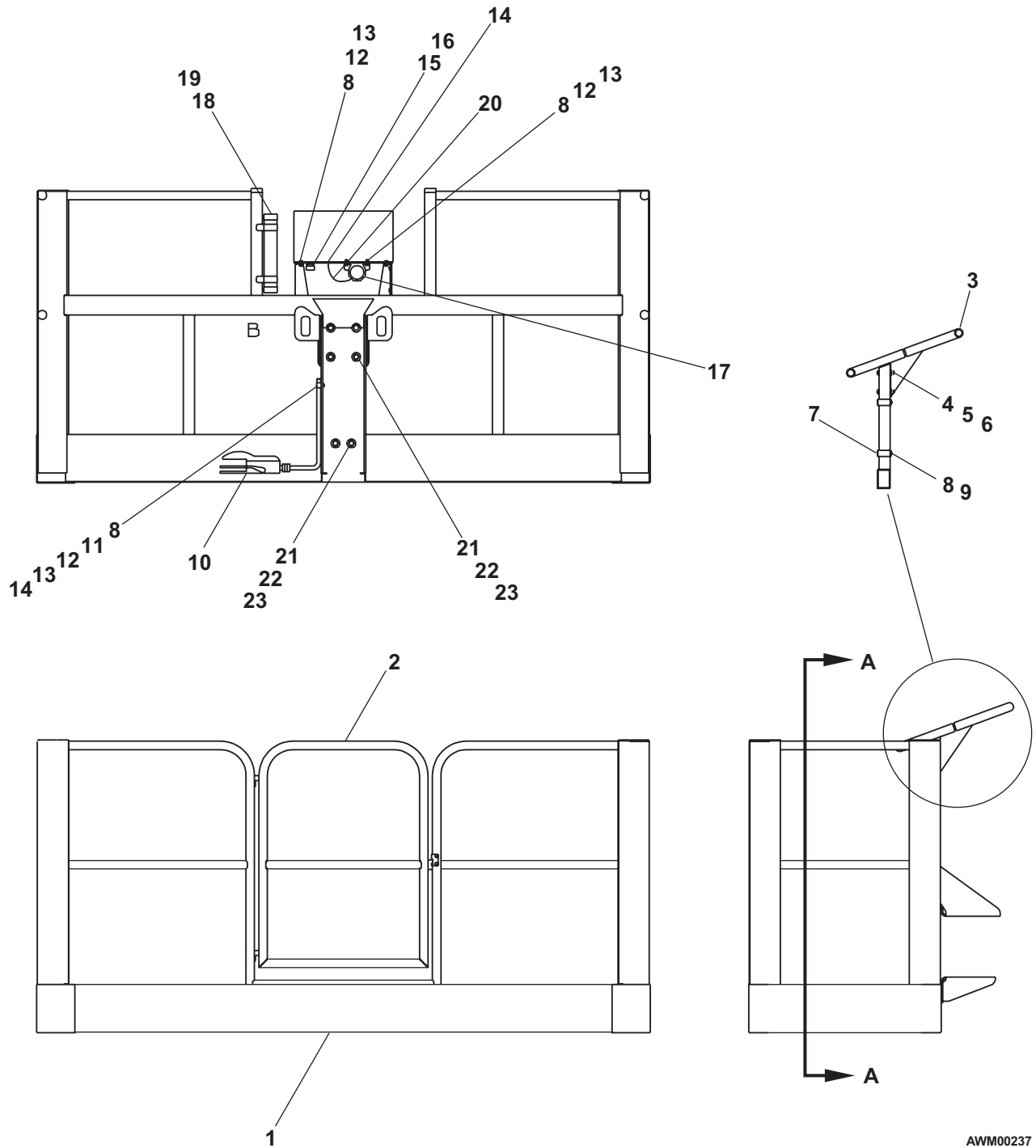


View A-A

AWM00242

Platform

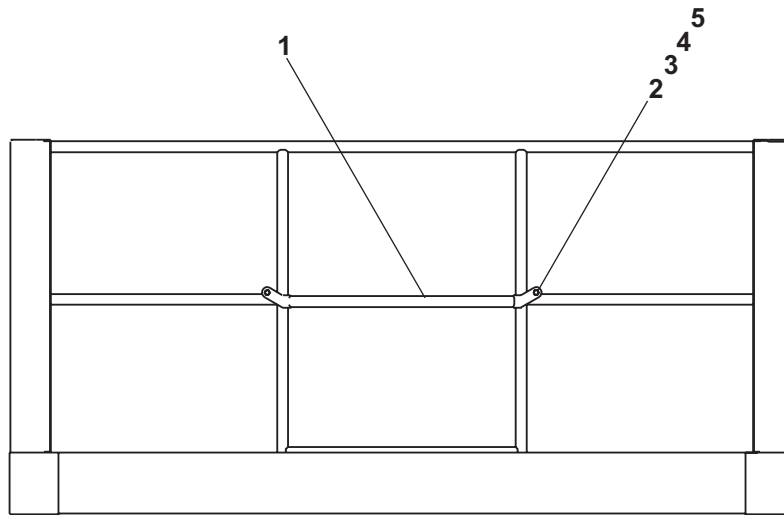
| item | part no | qty | description |
|------|------------|-----|------------------------------------------------------------|
| 1 | | 1 | Platform - (consult factory) |
| 2 | | 1 | Platform gate - (see page 1-50 for proper platform gate) |
| 3 | 0161652-99 | 1 | Upper control box handrail |
| 4 | 5560033 | 6 | Nut 3/8-16 self locking |
| 5 | 970529 | 4 | Capscrew 3/8-16 x 2-1/2 inch long hex head grade 5 |
| 6 | 986299 | 8 | Washer 3/8 medium flat |
| 7 | 5093013 | 2 | Clamp |
| 8 | 986019 | 14 | Washer 1/4 medium flat |
| 9 | 978629 | 2 | Capscrew 1/4-20 x 1/2 inch long hex head self tapping |
| 10 | 0161491 | 1 | Platform foot switch - (see page 3-22 for parts breakdown) |
| 11 | 5093004 | 1 | Clamp |
| 12 | 970029 | 7 | Capscrew 1/4-20 x 3/4 inch long hex head grade 5 |
| 13 | 984069 | 7 | Nut 1/4-20 hex |
| 14 | 987099 | 2 | Washer 1/4 medium lock |
| 15 | 3040110 | 1 | Connector locknut |
| 16 | 3040116 | 1 | Connector |
| 17 | 480652 | 1 | Siren, tilt alarm |
| 18 | 0101397 | 1 | Document tube |
| 19 | 7050003 | 2 | Cap, document tube |
| 20 | 0070709 | 1 | Jumper wire |
| 21 | 970909 | 6 | Capscrew 1/2-13 x 1-1/2 inch long hex head grade 5 |
| 22 | 986359 | 12 | Washer 1/2 medium flat |
| 23 | 984069 | 6 | Nut 1/2-13 hex |



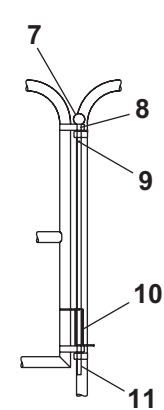
AWM00237

Platform gate

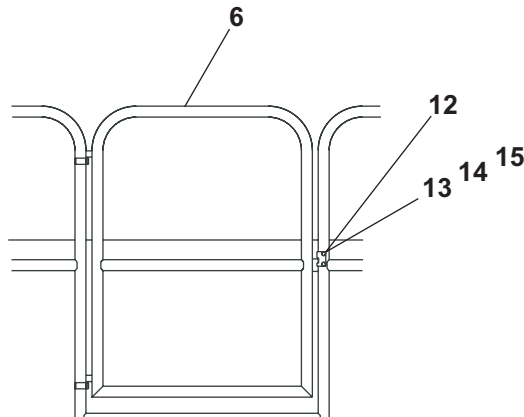
| item | part no | qty | description |
|------|------------|-----|-------------------------------------------------------------|
| | 016117728 | 1 | Gravity gate for 5, 6 and 8 foot aluminum platforms |
| | | 1 | Gravity gate service kit - (kit includes items 1 through 5) |
| 1 | 0161177-89 | 1 | Gravity gate, aluminum platform |
| 2 | 0161182-89 | 2 | Roller, aluminum gravity gate |
| 3 | 0161184-89 | 2 | Roller spacer, aluminum gravity gate |
| 4 | 970519 | 2 | Capscrew 3/8-16 x 2-1/4 inch long hex head grade 5 |
| 5 | 5560033 | 2 | Nut 3/8-16 self locking |
| | | | Swinging gate for 5, 6 and 8 foot aluminum platforms |
| 6 | 0160970-89 | 1 | Swinging gate, aluminum platform |
| 7 | 2667500 | 1 | Knob, gate hinge pin |
| 8 | 2572007 | 2 | Bearing |
| 9 | 5560056 | 1 | Roll pin 1/8 inch diameter x 1 inch long |
| 10 | 0071837 | 1 | Torsion spring |
| 11 | 0322724 | 1 | Pin, gate hinge |
| 12 | 0161472-89 | 1 | Latch stop |
| 13 | 987099 | 2 | Washer 1/4 medium lock |
| 14 | 984529 | 3 | Nut sert 1/4-20 |
| 15 | 970099 | 3 | Capscrew 1/4-20 x 5/8 inch long hex head grade 5 |
| 16 | 986019 | 1 | Washer 1/4 medium flat |
| 17 | 300891-89 | 1 | Door latch |



Gravity gate, aluminum platform



**Gate pin
Rear view**



Swinging gate, aluminum platform

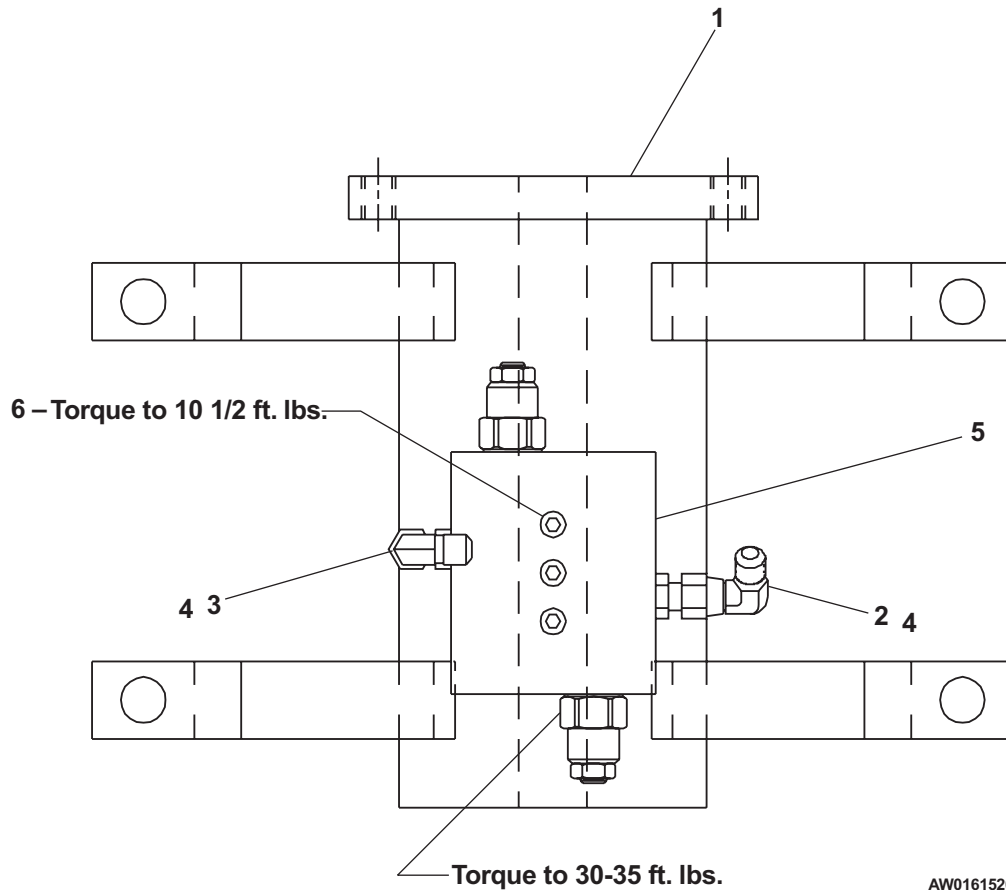


**Door latch
rear view**

AWM00238

Platform rotator

| item | part no | qty | description |
|------|------------|-----|------------------------------------------------------------------|
| | 0161526 | 1 | Platform rotator |
| 1 | 0161808-99 | 1 | Hydraulic platform rotator - (see page 2-67 for parts breakdown) |
| 2 | 5065703 | 1 | Straight thread adapter |
| 3 | 5037003 | 2 | Swivel nut 90° elbow |
| 4 | 5035303 | 1 | Straight thread 90° elbow |
| 5 | 6018912 | 1 | Dual counterbalance valve - (factory preset, do not reset) |
| | 6010794 | 1 | Replacement cartridge |
| 6 | 978419 | 3 | Capscrew 1/4-20 x 1-1/2 inch long socket head |



AW0161526

Placards and decals

| item | part no | qty | description |
|------|------------|-----|---------------------------------------------------|
| 1 | 0071927 | 2 | Decal, hydraulic oil |
| 3 | 0162337 | 1 | Decal, emergency lowering procedures |
| 4 | 0070901 | 1 | Placard, caution serial number |
| 5 | 0071425 | 1 | Placard, platform identification |
| 6 | 0072277 | 4 | Placard, lug nut torque |
| 7 | 0072531 | 1 | Decal, danger electrical hazard |
| 8 | 0073224 | 1 | Decal, notice manual reorder |
| 9 | 0074372 | 1 | Placard, engine rpm |
| | 0074372D | 1 | Placard, engine rpm – Dutch |
| | 0074372G | 1 | Placard, engine rpm – German |
| | 0074372W | 1 | Placard, engine rpm – Swedish |
| | 0074372P | 1 | Placard, engine rpm – Spanish |
| | 0074372F | 1 | Placard, engine rpm – French |
| 10 | 0073492 | 1 | Decal, rotate while greasing |
| | 0073492D | 1 | Decal, rotate while greasing – Dutch |
| | 0073492G | 1 | Decal, rotate while greasing – German |
| | 0073492W | 1 | Decal, rotate while greasing – Swedish |
| | 0073492P | 1 | Decal, rotate while greasing – Spanish |
| | 0073492F | 1 | Decal, rotate while greasing – French |
| 11 | 0073585 | 2 | Made in the USA |
| 12 | 0074209 | 1 | Placard, pre-start instructions |
| 13 | 0074311 | 8 | Decal, danger cylinder failure - (1 per cylinder) |
| 14 | 0073491 | 1 | Decal, safe operation information |
| 15 | 0150448 | 2 | Decal, attach fall restraint |
| | 0150448D | 2 | Decal, attach fall restraint – Dutch |
| | 0150448G | 2 | Decal, attach fall restraint – German |
| | 0150448W | 2 | Decal, attach fall restraint – Swedish |
| | 0150448P | 2 | Decal, attach fall restraint – Spanish |
| | 0150448F | 2 | Decal, attach fall restraint – French |
| 16 | 0150452 | 1 | Decal, directional arrows forward/reverse |
| 17 | 0150602 | 4 | Decal, danger descending boom |
| | 0150602D | 4 | Decal, danger descending boom – Dutch |
| | 0150602G | 4 | Decal, danger descending boom – German |
| | 0150602W | 4 | Decal, danger descending boom – Swedish |
| | 0150602P | 4 | Decal, danger descending boom – Spanish |
| | 0150602F | 4 | Decal, danger descending boom – French |
| 18 | 0073043 | 1 | Decal, operating manual enclosed |
| 19 | 0151410 | 2 | Decal, danger rotating engine parts |
| | 0151410D | 2 | Decal, danger rotating engine parts – Dutch |
| | 0151410G | 2 | Decal, danger rotating engine parts – German |
| | 0151410W | 2 | Decal, danger rotating engine parts – Swedish |
| | 0151410P | 2 | Decal, danger rotating engine parts – Spanish |
| | 0151410F | 2 | Decal, danger rotating engine parts – French |
| 20 | 0151917 | 1 | Decal, directional arrows |
| 21 | | 1 | Placard, platform capacity - (consult factory) |
| 22 | 508234-000 | 2 | Decal, UpRight brand logo |
| 23 | 0161205 | 2 | Placard, danger electrical hazard |
| 24 | 7030003 | 1 | Decal, lube recommendations |
| 25 | 0161329 | 1 | Decal, patents applied for |
| | 0161329D | 1 | Decal, patents applied for – Dutch |
| | 0161329G | 1 | Decal, patents applied for – German |
| | 0161329W | 1 | Decal, patents applied for – Swedish |
| | 0161329P | 1 | Decal, patents applied for – Spanish |
| | 0161329F | 1 | Decal, patents applied for – French |
| 26 | 451986 | 1 | Placard, danger do not alter switch |
| | 451986D | | Placard, danger do not alter switch – Dutch |
| | 451986G | | Placard, danger do not alter switch – German |
| | 451986W | | Placard, danger do not alter switch – Swedish |
| | 451986P | | Placard, danger do not alter switch – Spanish |
| | 451986F | | Placard, danger do not alter switch – French |

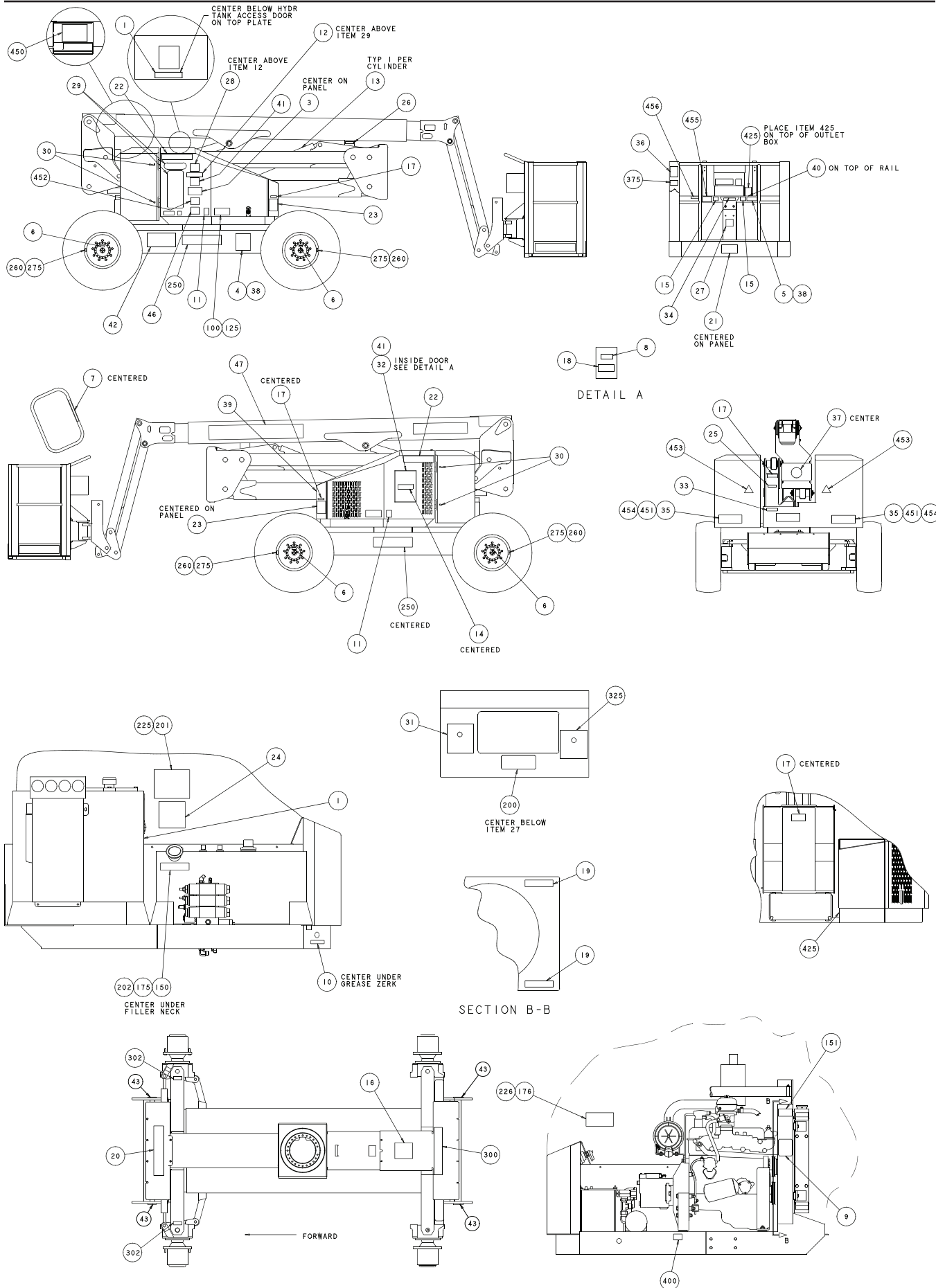
Placards and decals

| item | part no | qty | description |
|------|------------|------|---------------------------------------------------------------------------|
| 27 | 0323899 | 1 | Decal, danger electrical hazard |
| 28 | 0323897 | 1 | Decal, danger you must not operate |
| 29 | 5560286 | 6 FT | Trim seal w/ lip |
| 30 | 5569012 | 4 | Rubber bumper |
| 31 | 0161937 | 1 | Danger tipover hazard |
| 32 | 562386 | 1 | Literature compartment |
| 33 | 0181562 | 1 | Placard, ANSI standard |
| 34 | 0181654 | 1 | Decal, danger inspect unit |
| 35 | 0323896 | 2 | Danger, Electrical hazard |
| 36 | 0161401 | 1 | Placard, upper control box top |
| | 0161401D | 1 | Placard, upper control box top – Dutch |
| | 0161401G | 1 | Placard, upper control box top – German |
| | 0161401W | 1 | Placard, upper control box top – Swedish |
| | 0161401P | 1 | Placard, upper control box top – Spanish |
| | 0161401F | 1 | Placard, upper control box top – French |
| 38 | 5560655 | 8 | Pop rivet |
| 39 | 0150606 | 1 | Decal, 125 volt 15 amp power to platform |
| 40 | 0070921 | 1 | Decal, 125 volts 15 amps |
| 41 | 7050004 | 1 | Record pouch |
| 42 | 0162922 | 1 | Decal, Lift/Tie Down |
| 43 | 0083427 | 1 | Decal, Lift/Tie down |
| 46 | 0074210 | 1 | Decal, Danger electrical/tipping hazard |
| 47 | 508234-000 | 1 | Decal, UpRight brand logo |
| 150 | 0071926 | 1 | Decal, Diesel fuel – Diesel engines only |
| 151 | 0151396 | 1 | Decal, caution do not use ehtr – Diesel engines only |
| 175 | 0071925 | 1 | Decal, Gasoline – Gasoline engines only |
| 176 | 0074316 | 1 | Decal, Caution governor damage – Gasoline engines only |
| 200 | 0161667 | 1 | Decal, Dual fuel systems – Dual fuel machines only |
| 201 | 0081441 | 1 | Decal, Caution Liquid withdrawl – Dual fuel machines only |
| 202 | 0071925 | 1 | Decal, Gasoline – Dual fue; machines only |
| 225 | 0081441 | 1 | Decal, Caution Liquid withdrawl LP – LP Only machines only |
| 226 | 0074316 | 1 | Decal, Caution governor damage – LP Only machines only |
| 250 | 0073298 | 2 | Decal, Danger foam filled/solid tires – Foam filled tire option |
| | 0073298D | 2 | Decal, Danger foam filled/solid tires – Foam filled tire option – Dutch |
| | 0073298G | 2 | Decal, Danger foam filled/solid tires – Foam filled tire option – German |
| | 0073298W | 2 | Decal, Danger foam filled/solid tires – Foam filled tire option – Swedish |
| | 0073298P | 2 | Decal, Danger foam filled/solid tires – Foam filled tire option – Spanish |
| | 0073298F | 2 | Decal, Danger foam filled/solid tires – Foam filled tire option – French |
| 260 | 0162724 | 4 | Decal, Tire pressure 35 psi – Sand/Floatation tire option |
| 275 | 0070421 | 4 | Decal, Tire pressure 65 psi – Air filled tire option |
| 300 | 0074913 | 2 | Decal, 4x4 logo |
| 301 | 0074311 | 2 | Decal, Danger cylinder failure |
| 302 | 451986 | 2 | Decal, Danger do not alter switch |
| 325 | 0161936 | 1 | Decal, Crab steer – Crab steer option |
| 326 | 0074311 | 2 | Decal, Danger cylinder failure – Crab steer option |
| 375 | 0161699 | 1 | Decal, Caution do not run engine – Sandblast option |
| 400 | 0181634 | 1 | Decal, Engine block heater – Block heater option |
| 425 | 0150606 | 1 | Decal, 125 V 15 Amp power to platform – GFCI outlet option |
| 450 | 0161778 | 1 | Decal, 5 station valve – CE only |
| 451 | 0162336E | 2 | Decal, Electrical hazard – CE only |
| | 0162336D | 2 | Decal, Electrical hazard – CE only – Dutch |
| | 0162336G | 2 | Decal, Electrical hazard – CE only – German |
| | 0162336W | 2 | Decal, Electrical hazard – CE only – Swedish |
| | 0162336P | 2 | Decal, Electrical hazard – CE only – Spanish |
| | 0162336F | 2 | Decal, Electrical hazard – CE only – French |
| 452 | 0162311 | 1 | Decal, CE logo 3.25 x 2.50 – CE only |
| 453 | 0162365 | 2 | Decal, Crushing hazard – CE only |
| 454 | 0162366 | 2 | Decal, Danger electrical hazard |

Placards and decals

| item | part no | qty | description |
|------|----------|-----|-------------------------------------------------------------|
| 455 | 0162328E | 1 | Decal, Brief operating instructions – CE only |
| | 0162328D | 1 | Decal, Brief operating instructions – CE only – Dutch |
| | 0162328G | 1 | Decal, Brief operating instructions – CE only – German |
| | 0162328W | 1 | Decal, Brief operating instructions – CE only – Swedish |
| | 0162328P | 1 | Decal, Brief operating instructions – CE only – Spanish |
| | 0162328F | 1 | Decal, Brief operating instructions – CE only – French |
| 456 | 0162329E | 1 | Decal, Additional operating instructions –CE only |
| | 0162329D | 1 | Decal, Additional operating instructions –CE only – Dutch |
| | 0162329G | 1 | Decal, Additional operating instructions –CE only – German |
| | 0162329W | 1 | Decal, Additional operating instructions –CE only – Swedish |
| | 0162329P | 1 | Decal, Additional operating instructions –CE only – Spanish |
| | 0162329F | 1 | Decal, Additional operating instructions –CE only – French |

Placards and decals

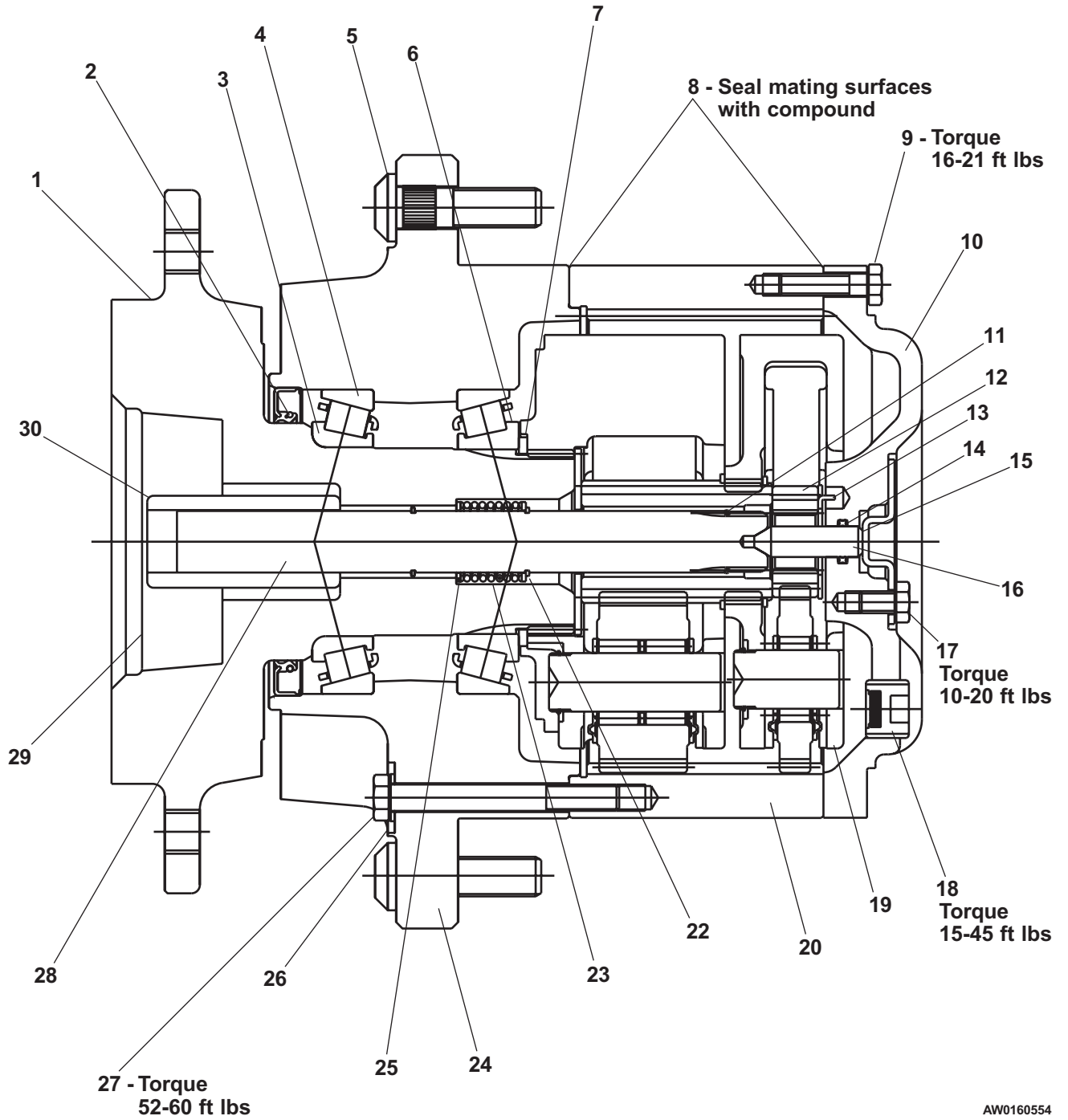


A16096L

Gear hub

| item | part no | qty | description |
|------|------------|-----|--------------------------------------------|
| | 0160554-99 | 1 | Gear hub |
| | 8010207 | 1 | Seal repair kit |
| 1 | 6091168 | 1 | Spindle |
| 2 | 8010026 | 1 | Oil seal |
| 3 | 7220023 | 1 | Bearing cone |
| 4 | 8010024 | 2 | Bearing cup |
| 5 | 6091177 | 9 | Wheel bolt |
| 6 | 7220025 | 1 | Bearing cone |
| 7 | 7220026 | 1 | Retaining ring to fit .107 - .111 inch gap |
| | 7220027 | 1 | Retaining ring to fit .112 - .116 inch gap |
| | 7220028 | 1 | Retaining ring to fit .117 - .121 inch gap |
| | 7220029 | 1 | Retaining ring to fit .122 - .126 inch gap |
| | 7220030 | 1 | Retaining ring to fit .127 - .131 inch gap |
| | 7220031 | 1 | Retaining ring to fit .132 - .136 inch gap |
| | 7220032 | 1 | Retaining ring to fit .137 - .141 inch gap |
| 8 | 6091151 | 1 | Sealing compound, 2 places |
| 9 | 6091147 | 8 | Hex head bolt |
| 10 | 8010137 | 1 | Cover |
| 11 | 7220035 | 1 | Retaining ring |
| 12 | 6091163 | 1 | Primary sun gear |
| 13 | 8010075 | 1 | Thrust washer |
| 14 | 8010149 | 1 | O-ring |
| 15 | 7220022 | 1 | Disengage cover |
| 16 | 8010143 | 1 | Plunger |
| 17 | 8010168 | 2 | Hex head bolt |
| 18 | 6091154 | 1 | Pipe plug |
| 19 | 6091152 | 1 | Primary carrier |
| 20 | 6091172 | 1 | Ring gear |
| 21 | 8010047 | 1 | Secondary carrier |
| 22 | 8010148 | 2 | Retaining ring |
| 23 | 8010014 | 1 | Disengage spring |
| 24 | 6091173 | 1 | Hub |
| 25 | 8010043 | 2 | Thrust washer |
| 26 | 6091153 | 12 | Flat washer |
| 27 | 6091175 | 12 | Hex head bolt |
| 28 | 6091157 | 1 | Input shaft |
| 29 | 6091162 | 1 | Shipping plug |
| 30 | 6091149 | 1 | Coupling |

Gear hub

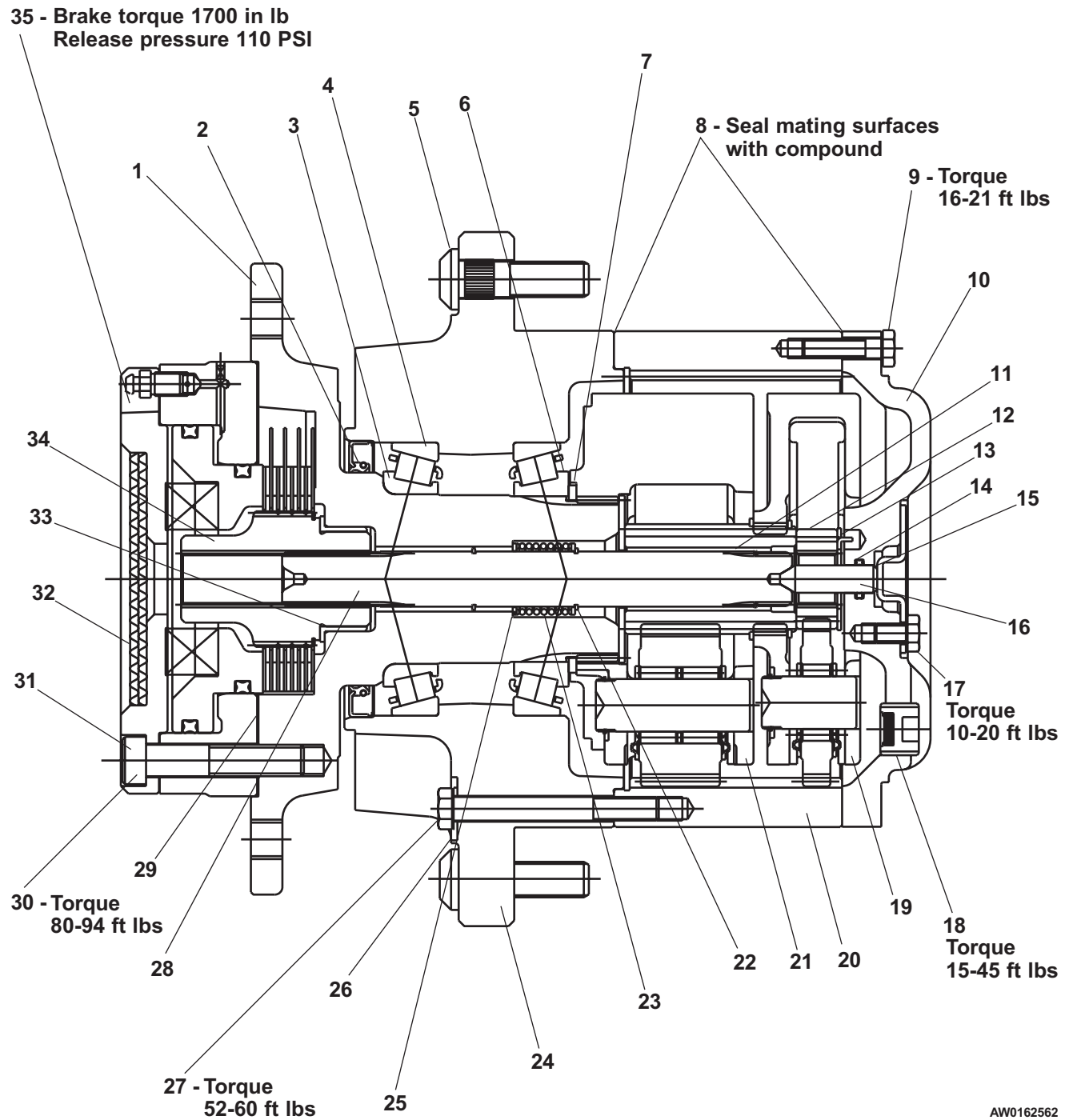


AW0160554

Gear hub with brake

| item | part no | qty | description |
|------|------------|-----|--------------------------------------------|
| | 0162562-99 | 1 | Gear hub with brake |
| | 8010207 | 1 | Seal repair kit |
| 1 | 6091185 | 1 | Spindle |
| 2 | 8010026 | 1 | Oil seal |
| 3 | 7220023 | 1 | Bearing cone |
| 4 | 8010024 | 2 | Bearing cup |
| 5 | 6091177 | 9 | Wheel bolt |
| 6 | 7220022 | 1 | Bearing cone |
| 7 | 7220026 | 1 | Retaining ring to fit .107 - .111 inch gap |
| | 7220027 | 1 | Retaining ring to fit .112 - .116 inch gap |
| | 7220028 | 1 | Retaining ring to fit .117 - .121 inch gap |
| | 7220029 | 1 | Retaining ring to fit .122 - .126 inch gap |
| | 7220030 | 1 | Retaining ring to fit .127 - .131 inch gap |
| | 7220031 | 1 | Retaining ring to fit .132 - .136 inch gap |
| | 7220032 | 1 | Retaining ring to fit .137 - .141 inch gap |
| 8 | 6091151 | ref | Sealing compound, 2 places |
| 9 | 6091147 | 8 | Hex head bolt |
| 10 | 8010137 | 1 | Cover |
| 11 | 7220035 | 1 | Retaining ring |
| 12 | 6091163 | 1 | Primary sun gear |
| 13 | 8010075 | 1 | Thrust washer |
| 14 | 8010149 | 1 | O-ring |
| 15 | 7220080 | 1 | Disengage cover |
| 16 | 8010143 | 1 | Plunger |
| 17 | 8010168 | 2 | Hex head bolt |
| 18 | 6091154 | 1 | Pipe plug |
| 19 | 6091180 | 1 | Primary carrier |
| 20 | 6091172 | 1 | Ring gear |
| 21 | 6091181 | 1 | Secondary carrier |
| 22 | 8010148 | 2 | Retaining ring |
| 23 | 8010014 | 1 | Disengage spring |
| 24 | 6091173 | 1 | Hub |
| 25 | 8010043 | 2 | Thrust washer |
| 26 | 6091153 | 12 | Flat washer |
| 27 | 6091175 | 12 | Hex head bolt |
| 28 | 6091157 | 1 | Input shaft |
| 29 | 6091182 | 4 | Gasket |
| 30 | 6091184 | 4 | Flat washer |
| 31 | 6091179 | 1 | Hex head bolt |
| 32 | 6091162 | 1 | Shipping plug |
| 33 | 7220041 | 1 | Bearing |
| 34 | 6091186 | 1 | Splined adapter |
| 35 | 6091183 | 1 | Brake |

Gear hub with brake

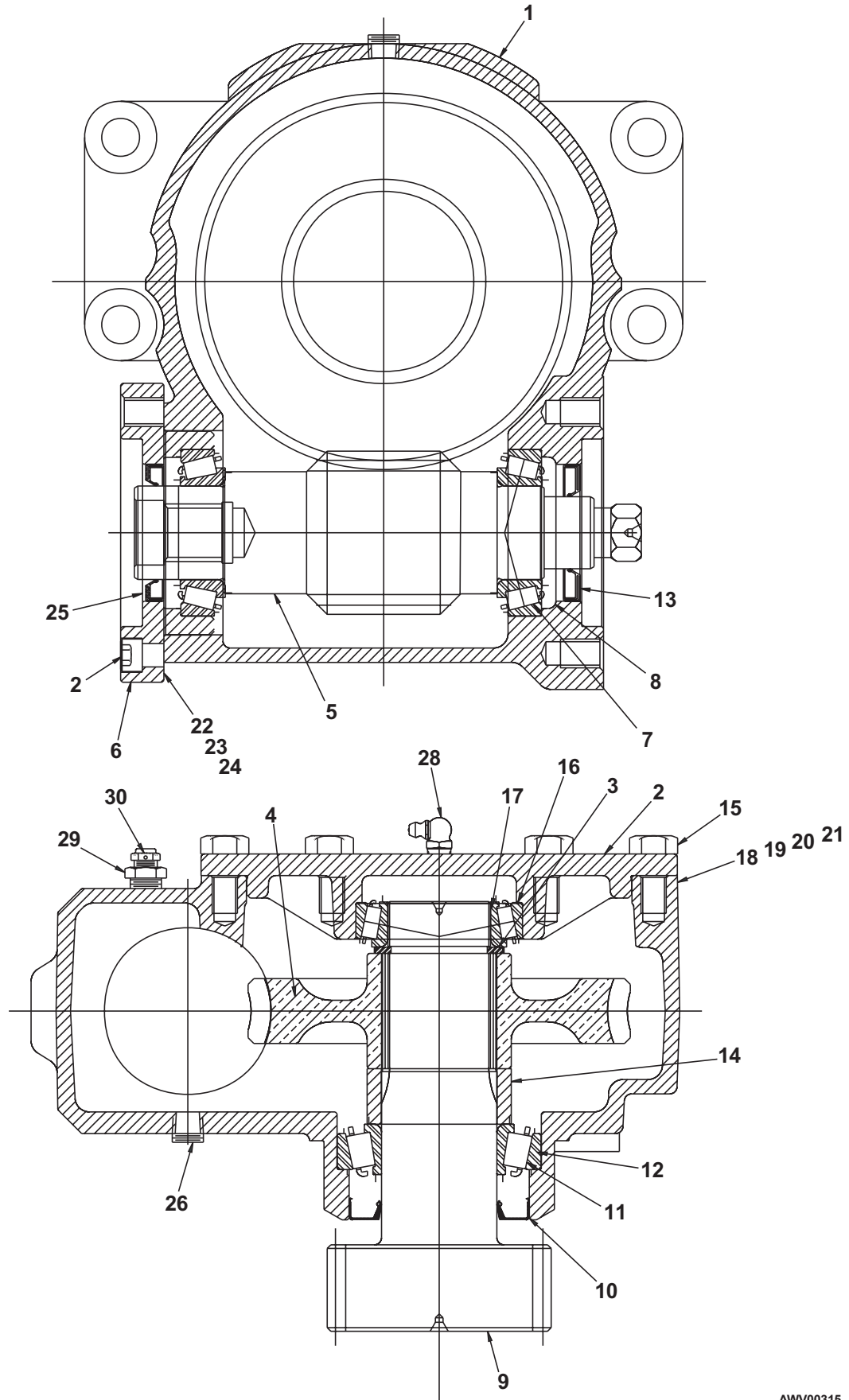


AW0162562

Swing drive, Perfection Gear

| item | part no | qty | description |
|------|------------|-----|------------------------------------------------------------------|
| | 0160545-99 | 1 | Swing drive, Perfection Gear |
| | | 1 | Seal repair kit - (kit includes items 10, 13, and 18 through 25) |
| 1 | 0163001 | 1 | Housing |
| 2 | 0163002 | 1 | Gear cap |
| 3 | 0163003 | 1 | Snap ring |
| 4 | 0163004 | 1 | Worm gear |
| 5 | 0163005 | 1 | Worm |
| 6 | 0163006 | 1 | Motor adapter |
| 7 | 0172035 | 2 | Bearing cup |
| 8 | 0172036 | 1 | Bearing cone |
| 9 | 0163007 | 1 | Pinion |
| 10 | 0163008 | 1 | Oil seal |
| 11 | 0163009 | 1 | Bearing cone |
| 12 | 0163010 | 1 | Bearing cup |
| 13 | 0163011 | 1 | Oil seal |
| 14 | 0163012 | 1 | Spacer |
| 15 | 0163013 | 6 | Capscrew 7/16-14 x 1-1/8 inch long hex head grade 5 |
| 16 | 0163014 | 1 | Bearing cup |
| 17 | 0163015 | 1 | Bearing cone |
| 18 | 0163016 | 2 | Shim, .010 inch thick |
| 19 | 0163017 | 2 | Shim, .0075 inch thick |
| 20 | 0163018 | 2 | Shim, .005 inch thick |
| 21 | 0163019 | 2 | Shim, .003 inch thick |
| 22 | 0172049 | 2 | Shim, .0075 inch thick |
| 23 | 0172048 | 2 | Shim, .005 inch thick |
| 24 | 0172047 | 2 | Shim, .003 inch thick |
| 25 | 0112307 | 1 | Oil seal |
| 26 | 0172050 | 4 | Pipe plug |
| 27 | 0163020 | 4 | Capscrew 3/9-16 x 1 inch long socket head |
| 28 | 0163021 | 1 | Grease fitting, 1/8 NPT 90° |
| 29 | 0172054 | 1 | Reducer bushing |
| 30 | 0172053 | 1 | Pressure vent plug |

Swing drive, Perfection Gear



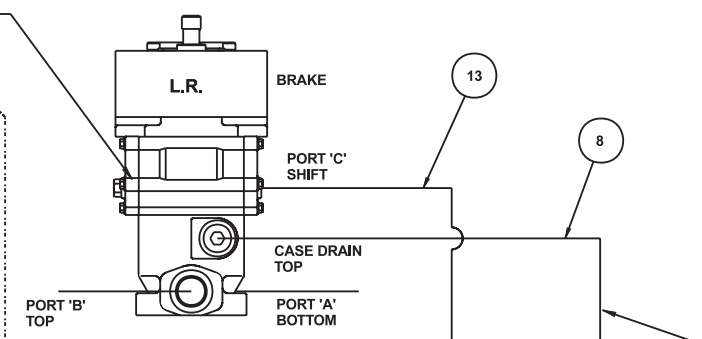
AWV00315

Hydraulic hoses, chassis 2 x 2

| item | part no | qty | description |
|------|---------|-----|---------------------------|
| 1 | 0180778 | 1 | 5/8 inch hydraulic hose |
| 2 | 0080939 | 1 | 3/4 inch hydraulic hose |
| 3 | 0161384 | 1 | 1/4 inch hydraulic hose |
| 4 | 0070780 | 2 | 1/4 inch hydraulic hose |
| 5 | 0020270 | 4 | 3/8 inch hydraulic hose |
| 6 | 0100422 | 2 | 3/8 inch hydraulic hose |
| 7 | 5090048 | 1 | Hose guard x 25 feet long |
| 8 | 0070764 | 2 | 3/8 inch hydraulic hose |
| 9 | 5036705 | 1 | Swivel nut run tee |
| 10 | 0121161 | 2 | 1/4 inch hydraulic hose |
| 11 | 0060315 | 3 | 1/2 inch hydraulic hose |
| 12 | 0070792 | 1 | 1/2 inch hydraulic hose |
| 13 | 0070772 | 4 | 1/4 inch hydraulic hose |
| 14 | 0080522 | 4 | 1/2 inch hydraulic hose |
| 15 | 0020266 | 1 | 3/8 inch hydraulic hose |
| 16 | 0090298 | 2 | 1/4 inch hydraulic hose |
| 17 | 5034104 | 1 | Union tee |
| 18 | 0020275 | 3 | 3/8 inch hydraulic hose |
| 19 | 0080360 | 2 | 1/4 inch hydraulic hose |

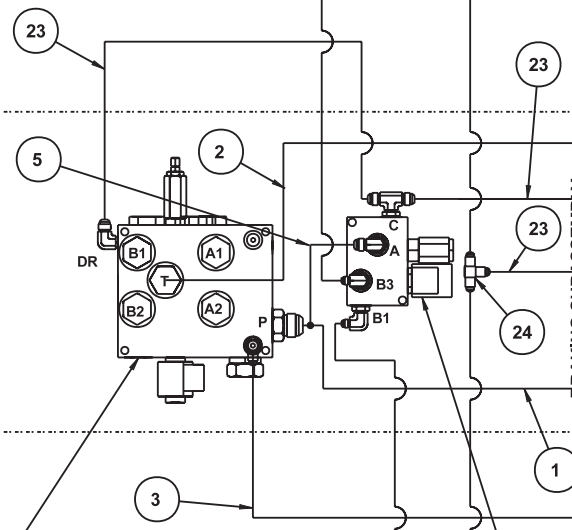
F
E
D
C
B
A

NOTE:
"SHIFT BLOCK"
FACES UP L.R.

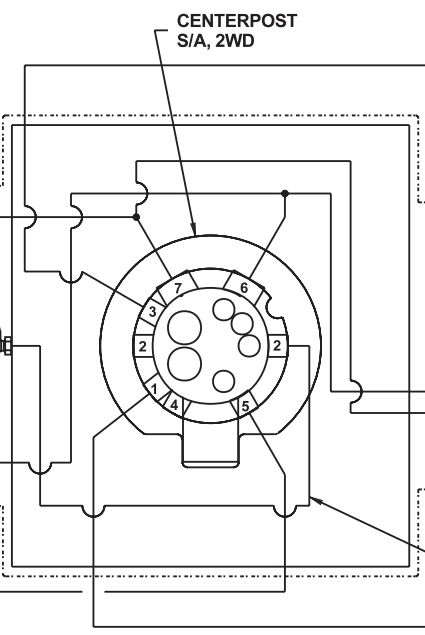


| CENTERPOST POSITIONS | |
|----------------------|--------------------|
| POS. # | DESCRIPTION OF USE |
| 1 | R.H. STEER |
| 2 | CASE DRAIN |
| 3 | L.H. STEER |
| 4 | NOT USED (PLUGGED) |
| 5 | LOAD SENSE |
| 6 | PRESSURE |
| 7 | TANK RETURN |

27 APPROXIMATELY 27" ON ALL EXPOSED MOTOR HOSES
2 PLACES TYP. ZIPTIE HOSES ACCORDINGLY.



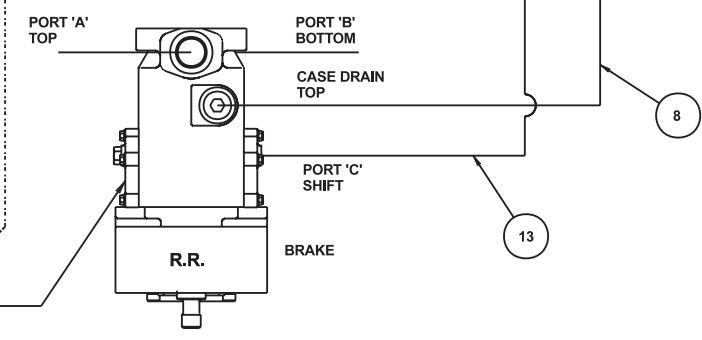
BRKING SUBASSEMBLY
NOT SHOWN FOR CLARITY



SUBASSEMBLY, AXLE
INTERLOCK, RH

SUBASSEMBLY
STEER CYL

AXLE LOCK VALVE



SUBASSEMBLY, AXLE
INTERLOCK, LH

SUBASSEMBLY
STEER CYL

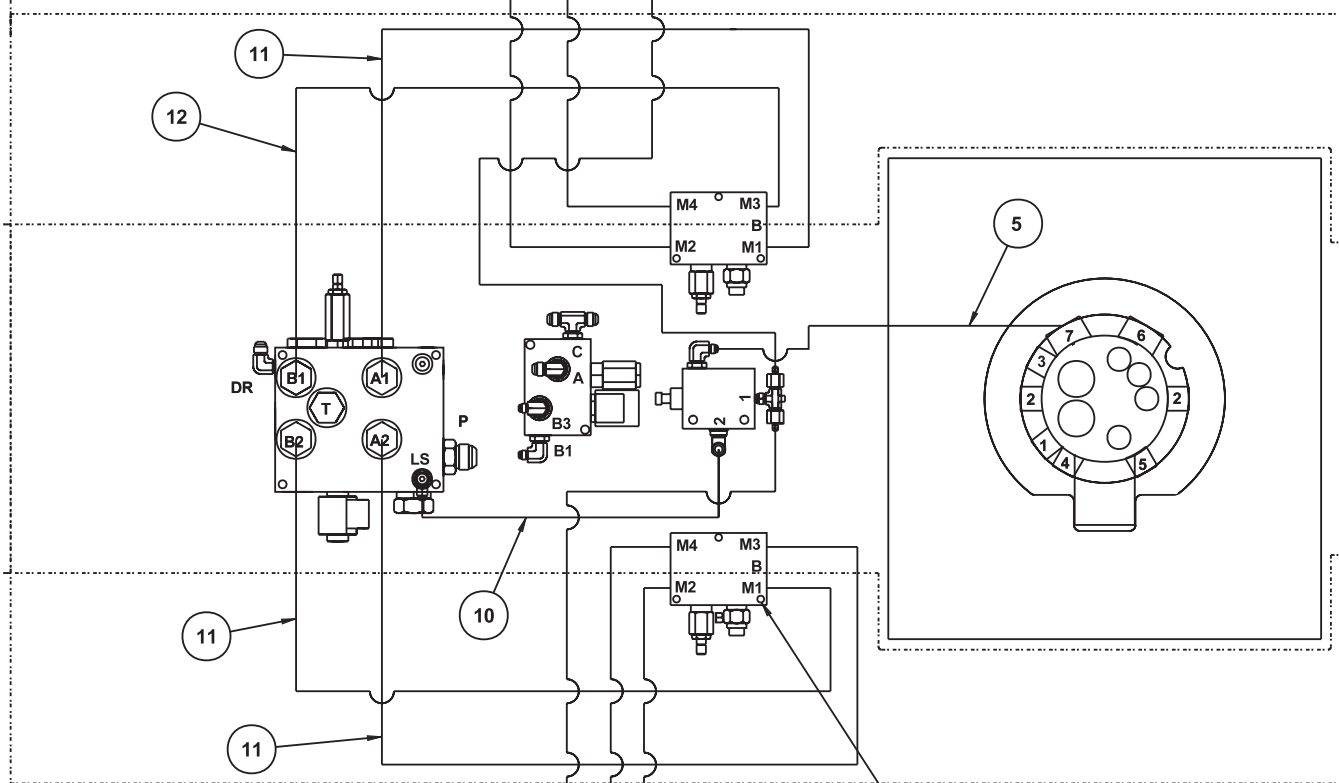
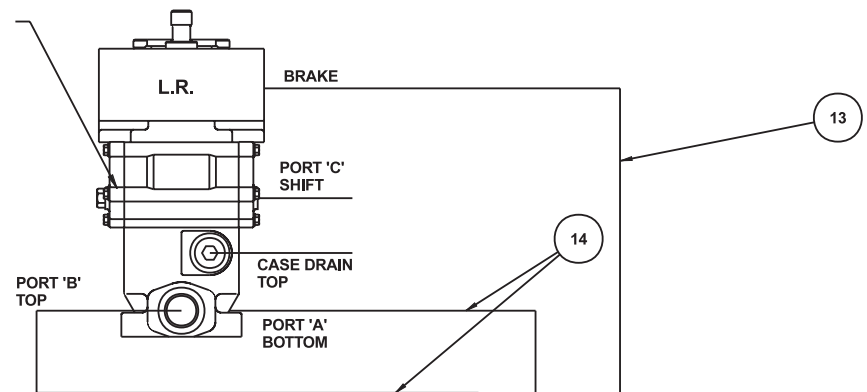
NOTE: L.F. = LEFT FRONT
R.F. = RIGHT FRONT
L.R. = LEFT REAR
R.R. = RIGHT REAR

AW0162185-3

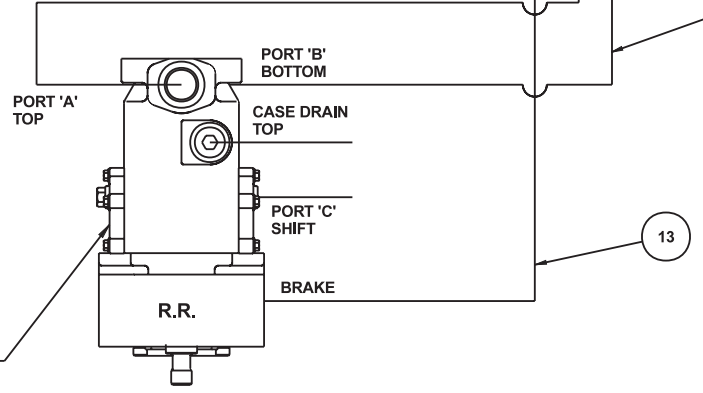
TITLE Hydraulic hoses
chassis 2 x 2, sheet 1

F
E
D
C
B
A

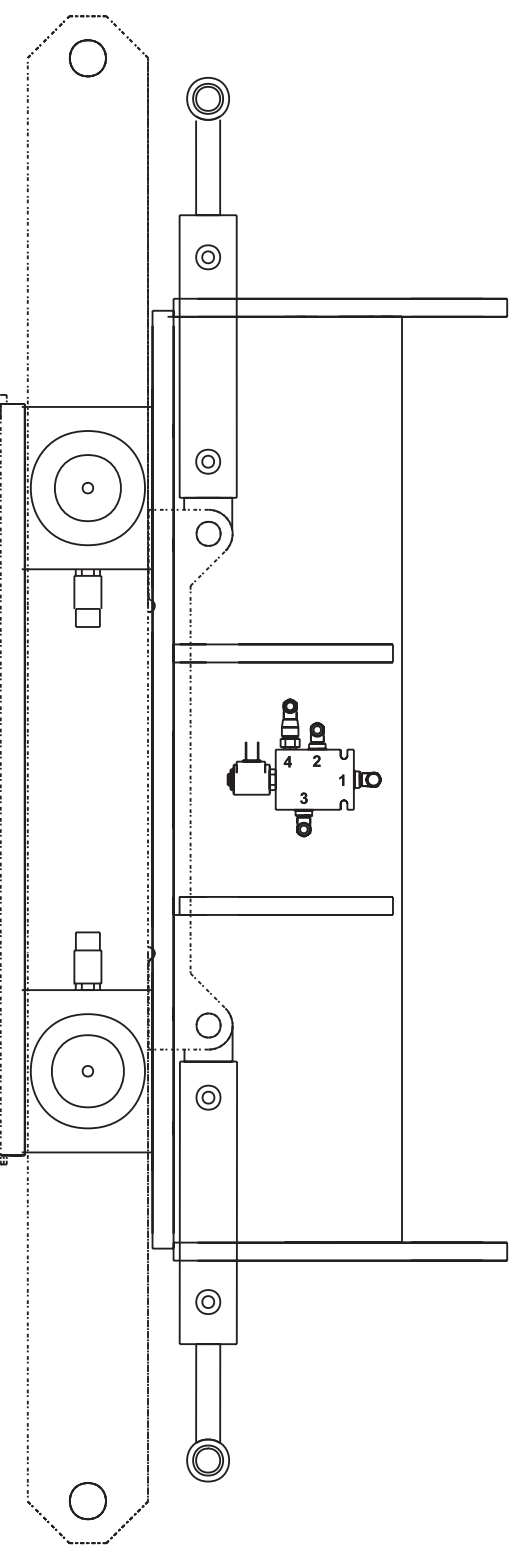
NOTE:
"SHIFT BLOCK"
FACES UP L.R.



SUBASSEMBLY
VALVE, BRAKE

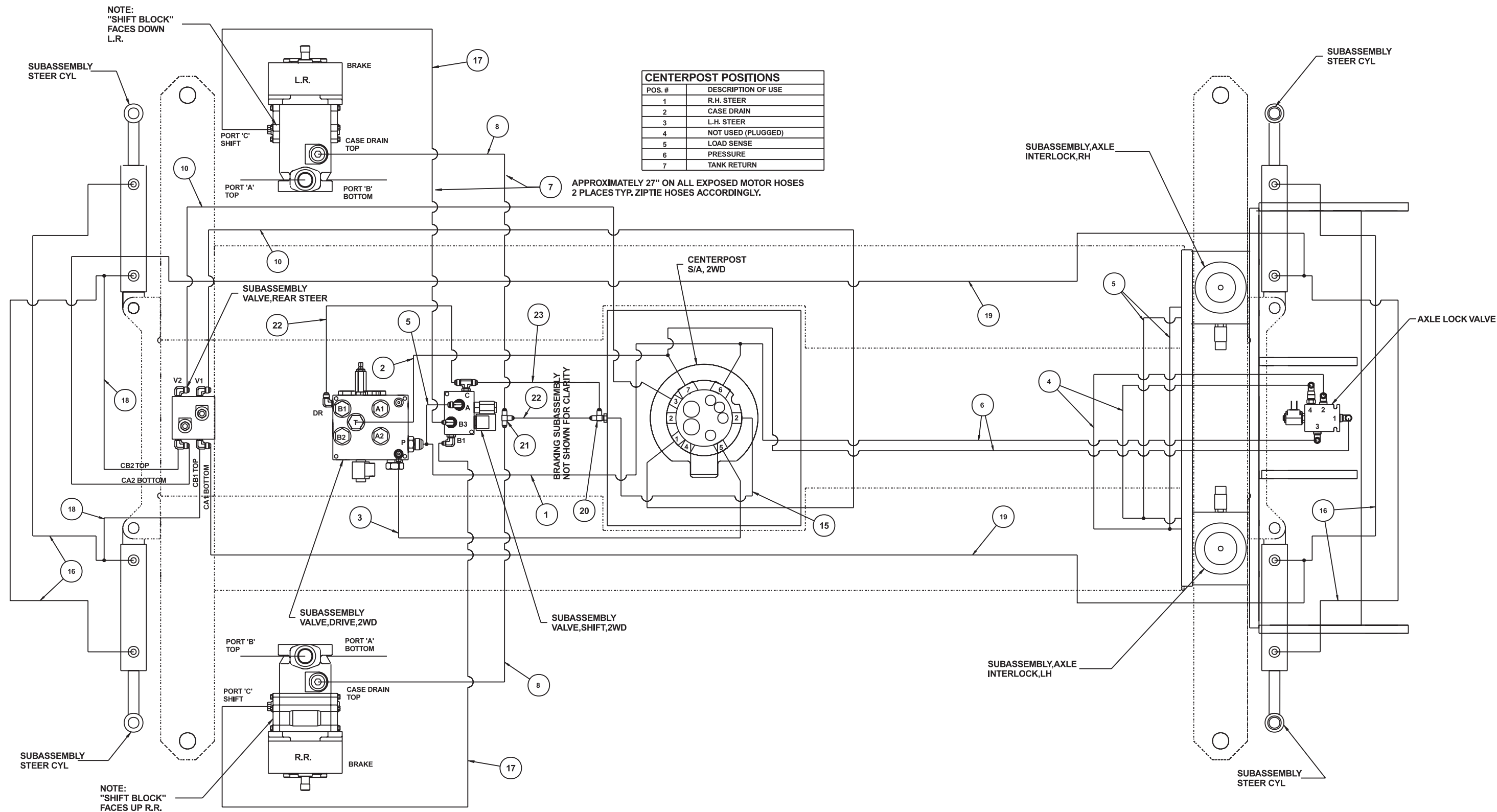


NOTE:
"SHIFT BLOCK"
FACES DOWN
R.R.



AW0162185-4

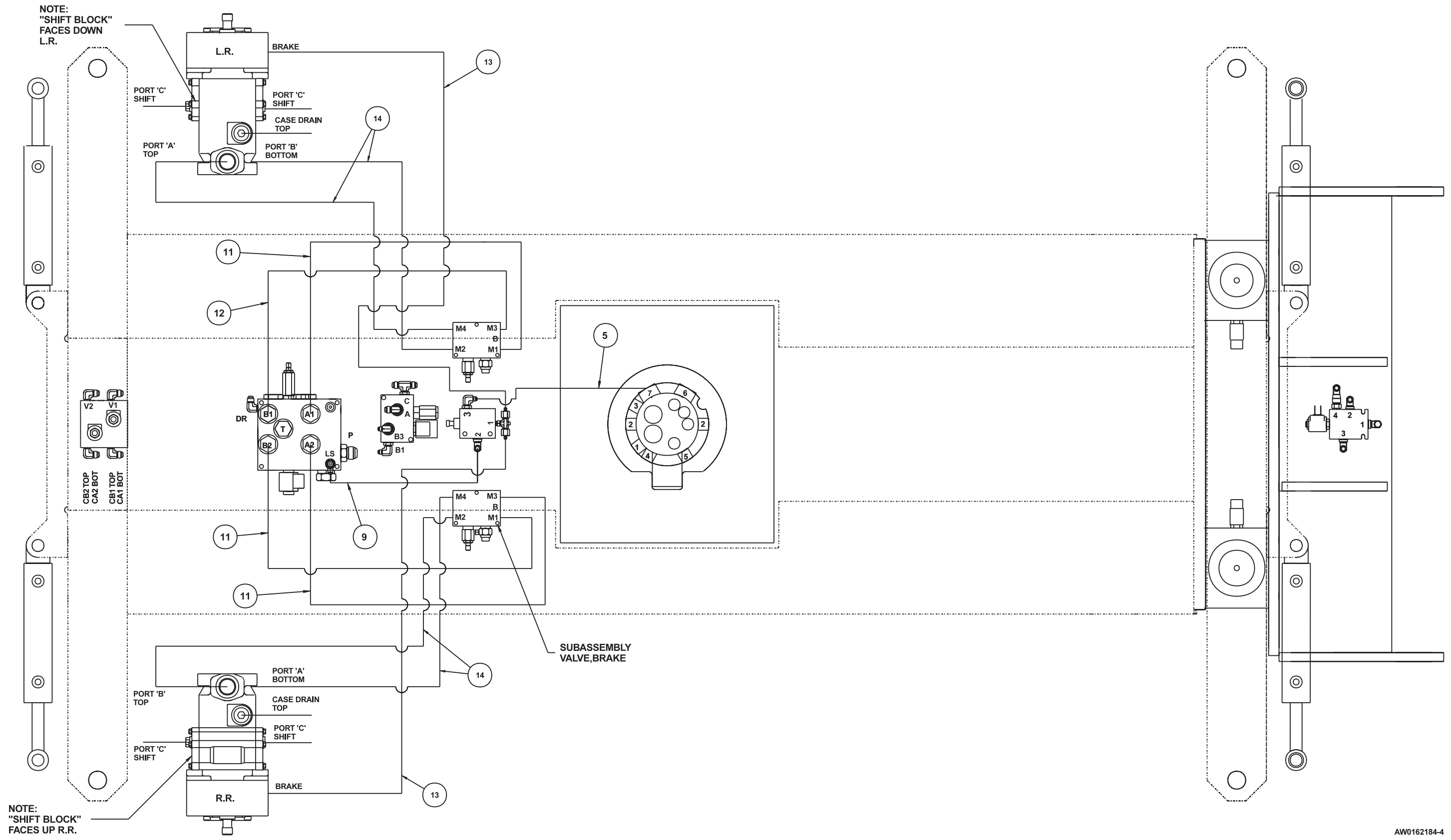
F
E
D
C
B
A



NOTE: L.F. = LEFT FRONT
R.F. = RIGHT FRONT
L.R. = LEFT REAR
R.R. = RIGHT REAR

AW0162184-3

F
E
D
C
B
A



AW0162184-4

Hydraulic hoses, chassis 2 x 4

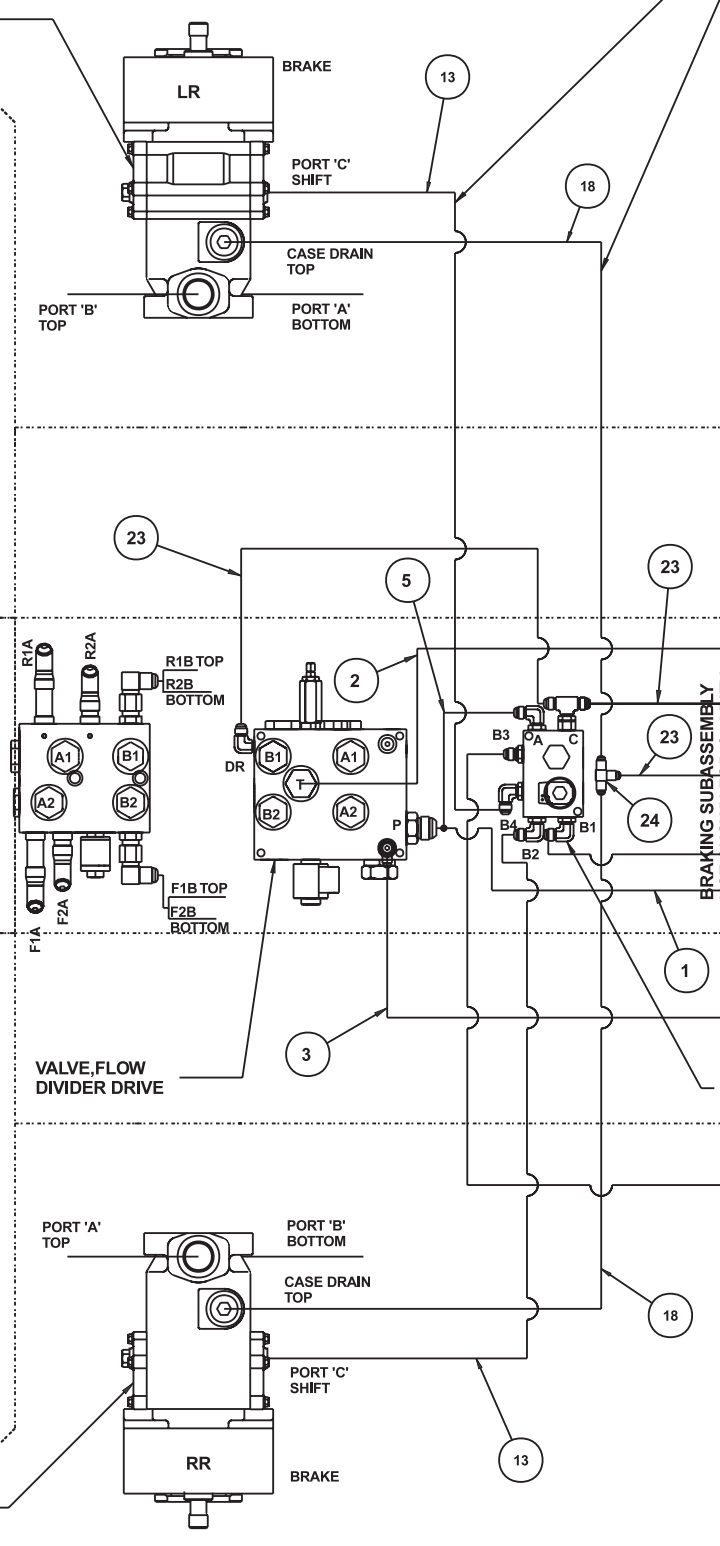
| item | part no | qty | description |
|------|---------|-----|---------------------------|
| 1 | 0180778 | 1 | 5/8 inch hydraulic hose |
| 2 | 0080939 | 1 | 3/4 inch hydraulic hose |
| 3 | 0161384 | 1 | 1/4 inch hydraulic hose |
| 4 | 0070780 | 2 | 1/4 inch hydraulic hose |
| 5 | 0020270 | 4 | 3/8 inch hydraulic hose |
| 6 | 0100422 | 2 | 3/8 inch hydraulic hose |
| 7 | 5090048 | 1 | Hose guard x 25 feet long |
| 8 | 0070764 | 2 | 3/8 inch hydraulic hose |
| 9 | 0181161 | 1 | 1/4 inch hydraulic hose |
| 10 | 0070781 | 2 | 1/4 inch hydraulic hose |
| 11 | 0060315 | 3 | 1/2 inch hydraulic hose |
| 12 | 0070792 | 1 | 1/2 inch hydraulic hose |
| 13 | 0070772 | 2 | 1/4 inch hydraulic hose |
| 14 | 0080522 | 4 | 1/2 inch hydraulic hose |
| 15 | 0020266 | 1 | 3/8 inch hydraulic hose |
| 16 | 0090298 | 4 | 1/4 inch hydraulic hose |
| 17 | 0070911 | 2 | 1/4 inch hydraulic hose |
| 18 | 0080299 | 2 | 1/4 inch hydraulic hose |
| 19 | 0050397 | 2 | 3/8 inch hydraulic hose |
| 20 | 5036705 | 1 | Swivel nut run tee |
| 21 | 5034104 | 1 | Union tee |
| 22 | 0020275 | 4 | 3/8 inch hydraulic hose |

Hydraulic hoses, chassis 4 x 2

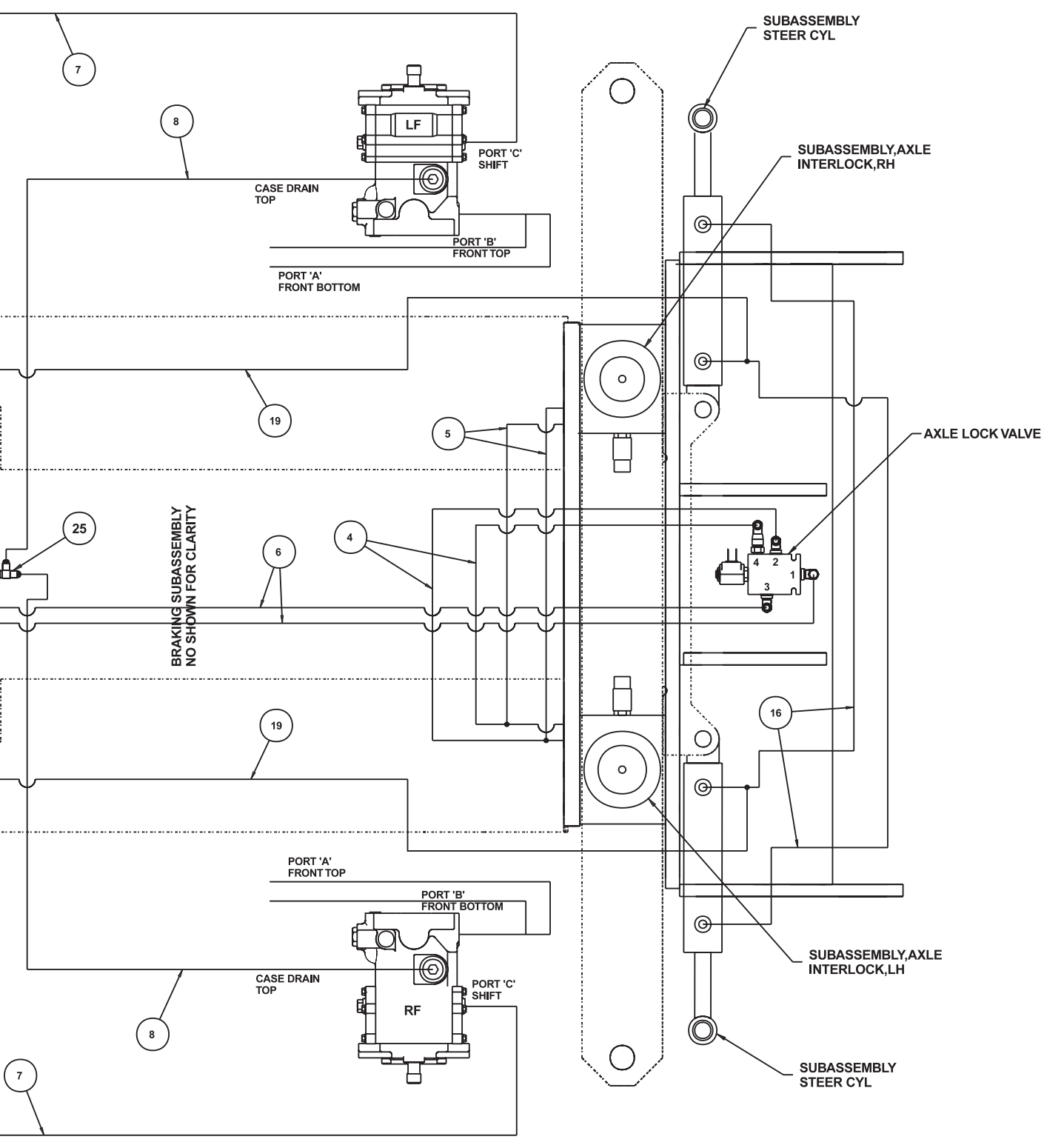
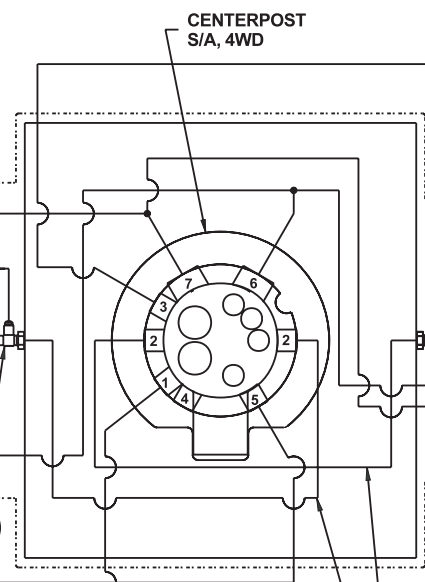
| item | part no | qty | description |
|------|---------|-----|---------------------------|
| 1 | 0180778 | 1 | 5/8 inch hydraulic hose |
| 2 | 0080939 | 1 | 3/4 inch hydraulic hose |
| 3 | 0161384 | 1 | 1/4 inch hydraulic hose |
| 4 | 0070780 | 2 | 1/4 inch hydraulic hose |
| 5 | 0020270 | 4 | 3/8 inch hydraulic hose |
| 6 | 0100422 | 2 | 3/8 inch hydraulic hose |
| 7 | 0101896 | 2 | 1/4 inch hydraulic hose |
| 8 | 0070953 | 2 | 3/8 inch hydraulic hose |
| 9 | 0180784 | 4 | 1/2 inch hydraulic hose |
| 10 | 0181161 | 1 | 1/4 inch hydraulic hose |
| 11 | 0070792 | 1 | 1/2 inch hydraulic hose |
| 12 | 0060315 | 3 | 1/2 inch hydraulic hose |
| 13 | 0070772 | 4 | 1/4 inch hydraulic hose |
| 14 | 0080522 | 8 | 1/2 inch hydraulic hose |
| 15 | 0020266 | 2 | 3/8 inch hydraulic hose |
| 16 | 0090298 | 2 | 1/4 inch hydraulic hose |
| 17 | 5090048 | 1 | Hose guard x 25 feet long |
| 18 | 0070764 | 2 | 3/8 inch hydraulic hose |
| 19 | 0080360 | 2 | 1/4 inch hydraulic hose |
| 20 | 0162133 | 1 | 3/4 inch hydraulic tube |
| 21 | 0162132 | 1 | 3/4 inch hydraulic tube |
| 22 | 0162107 | 2 | 3/4 inch hydraulic tube |
| 23 | 0020275 | 3 | 3/8 inch hydraulic hose |
| 24 | 5034104 | 1 | Union tee |
| 25 | 5036705 | 2 | Swivel nut run tee |

F
E
D
C
B
A

NOTE:
"SHIFT BLOCK"
FACES UP L.R., L.F.



| CENTERPOST POSITIONS | |
|----------------------|--------------------|
| POS. # | DESCRIPTION OF USE |
| 1 | R.H. STEER |
| 2 | CASE DRAIN |
| 3 | L.H. STEER |
| 4 | NOT USED (PLUGGED) |
| 5 | LOAD SENSE |
| 6 | PRESSURE |
| 7 | TANK RETURN |

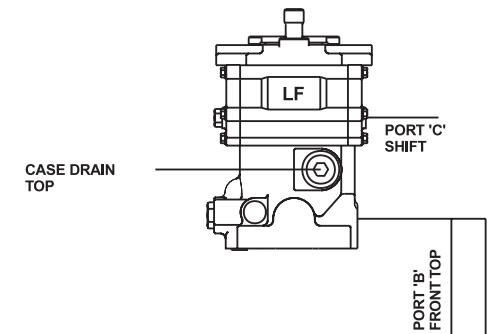
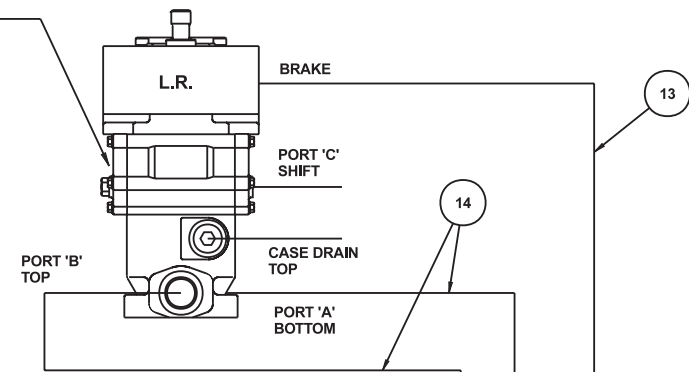


NOTE: L.F. = LEFT FRONT
R.F. = RIGHT FRONT
L.R. = LEFT REAR
R.R. = RIGHT REAR

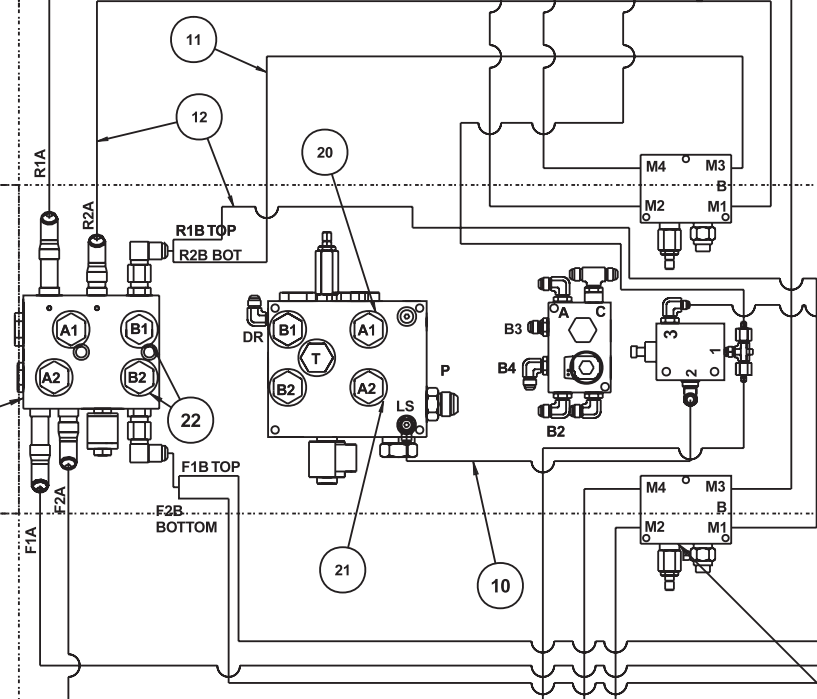
AW0162183-3

F
E
D
C
B
A

NOTE:
"SHIFT BLOCK"
FACES UP L.R., L.F.

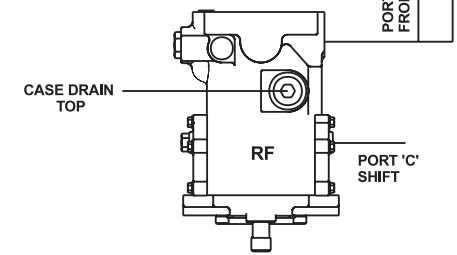
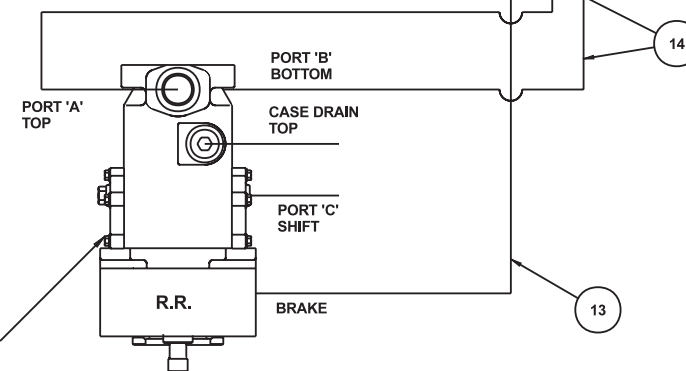


SUBASSEMBLY
VALVE, 4WD



SUBASSEMBLY
VALVE, BRAKE

SUBASSEMBLY
VALVE, BRAKE

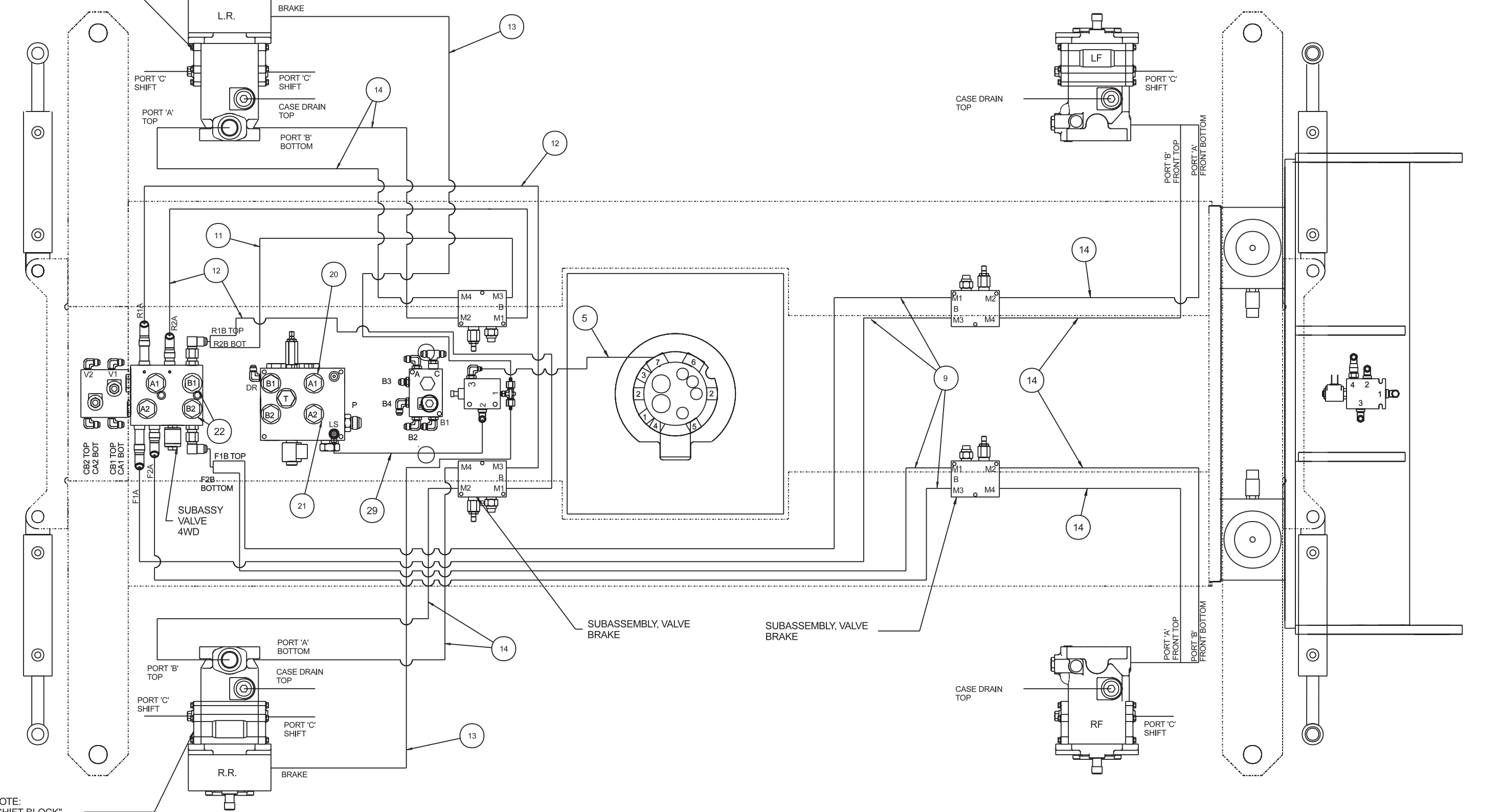


NOTE:
"SHIFT BLOCK"
FACES DOWN
R.R., R.F.

AW0162183-4

F
E
D
C
B
A

NOTE:
"SHIFT BLOCK"
FACES DOWN
L.R., R.F.



NOTE:
"SHIFT BLOCK"
FACES UP R.R., L.F.

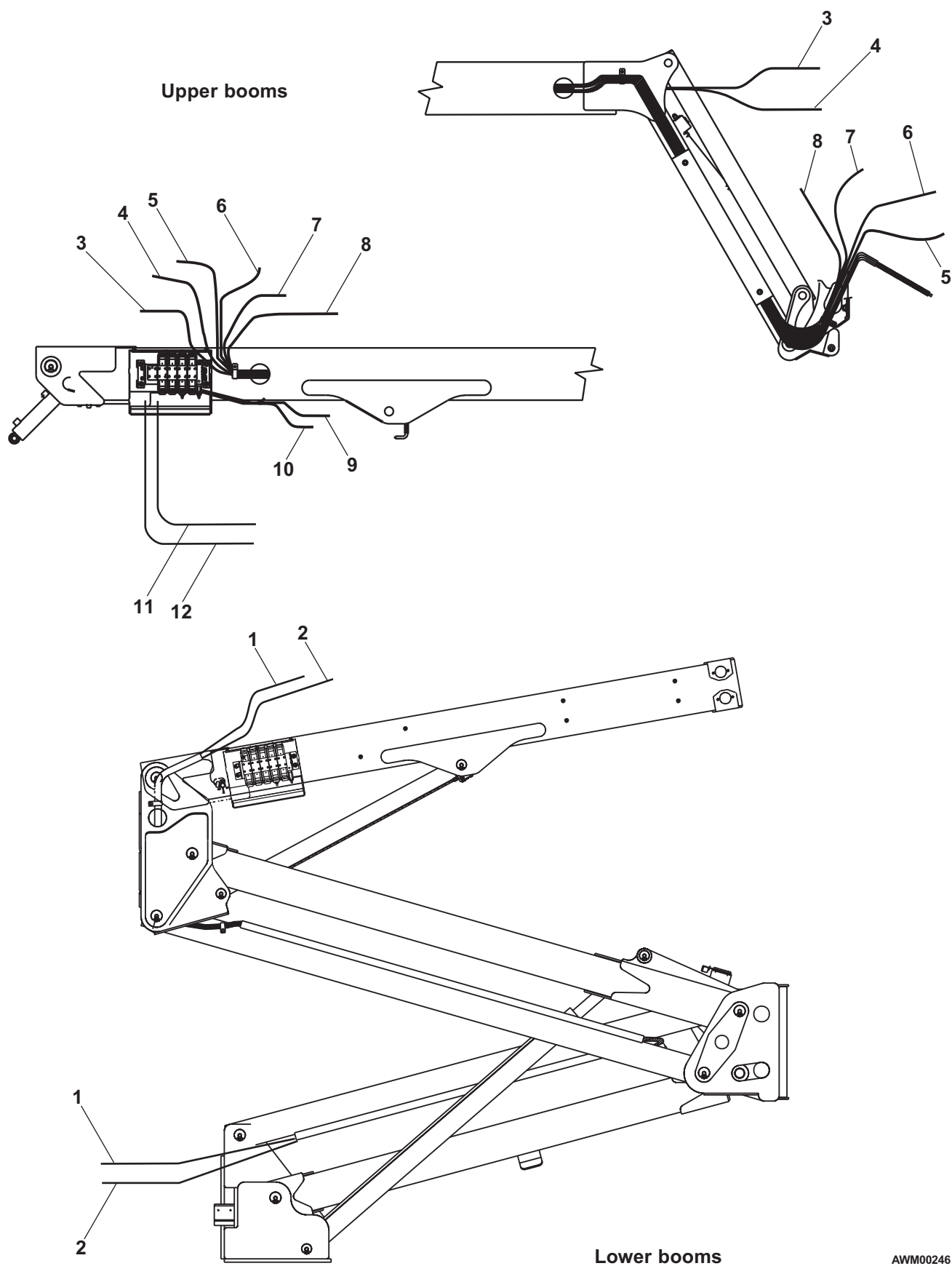
AW0162182-4

Hydraulic hoses, chassis 4 x 4

| item | part no | qty | description |
|------|---------|-----|---------------------------|
| 1 | 0180778 | 1 | 5/8 inch hydraulic hose |
| 2 | 0080939 | 1 | 3/4 inch hydraulic hose |
| 3 | 0161384 | 1 | 1/4 inch hydraulic hose |
| 4 | 0070780 | 2 | 1/4 inch hydraulic hose |
| 5 | 0020270 | 4 | 3/8 inch hydraulic hose |
| 6 | 0100422 | 2 | 3/8 inch hydraulic hose |
| 7 | 0101896 | 2 | 1/4 inch hydraulic hose |
| 8 | 0070953 | 2 | 3/8 inch hydraulic hose |
| 9 | 0180784 | 4 | 1/2 inch hydraulic hose |
| 10 | 0070781 | 2 | Hose guard x 25 feet long |
| 11 | 0070792 | 1 | 1/2 inch hydraulic hose |
| 12 | 0060315 | 3 | 1/2 inch hydraulic hose |
| 13 | 0070772 | 2 | 1/4 inch hydraulic hose |
| 14 | 0080522 | 8 | 1/2 inch hydraulic hose |
| 15 | 0020266 | 2 | 3/8 inch hydraulic hose |
| 16 | 0090298 | 4 | 1/4 inch hydraulic hose |
| 17 | 0070911 | 2 | 1/4 inch hydraulic hose |
| 18 | 0090299 | 2 | 1/4 inch hydraulic hose |
| 19 | 0050397 | 2 | 3/8 inch hydraulic hose |
| 20 | 0162133 | 1 | 3/4 inch hydraulic tube |
| 21 | 0162132 | 1 | 3/4 inch hydraulic tube |
| 22 | 0162107 | 2 | 3/4 inch hydraulic tube |
| 23 | 0020275 | 3 | 3/8 inch hydraulic hose |
| 24 | 5034104 | 1 | Union tee |
| 25 | 5036705 | 2 | Swivel nut run tee |
| 26 | 0070764 | 2 | 3/8 inch hydraulic hose |
| 27 | 5090048 | 1 | Hose guard x 25 feet long |
| 28 | 0181161 | 1 | 1/4 inch hydraulic hose |

Hydraulic hoses, booms

| item | part no | qty | description |
|------|---------|-----|-----------------------------------------------------------------------|
| 1 | 0161923 | 1 | Lower booms hydraulic hoses |
| 2 | 0161928 | 1 | 3/8 inch hydraulic hose - (centerpost tank to control valve)) |
| | | | 3/8 inch hydraulic hose - (pressure to flow control on control valve) |
| 3 | 0161688 | 1 | Upper boom hydraulic hoses |
| 4 | 0161688 | 1 | 1/4 inch hydraulic hose - (jib extend) |
| 5 | 0161689 | 1 | 1/4 inch hydraulic hose - (jib retract) |
| 6 | 0161689 | 1 | 1/4 inch hydraulic hose - (rotation clockwise) |
| 7 | 0161690 | 1 | 1/4 inch hydraulic hose - (rotation counter-clockwise) |
| 8 | 0161690 | 1 | 1/4 inch hydraulic hose - (level extend) |
| 9 | 0161399 | 1 | 1/4 inch hydraulic hose - (level retract) |
| 10 | 0161399 | 1 | 3/8 inch hydraulic hose - (boom up) |
| 11 | 0161398 | 1 | 3/8 inch hydraulic hose - (boom down) |
| 12 | 0161398 | 1 | 3/8 inch hydraulic hose - (extend cylinder extend) |
| | | | 3/8 inch hydraulic hose - (extend cylinder retract) |



AWM00246

Hydraulic hoses, turntable

| item | part no | qty | description |
|------|---------|-----|---------------------------------------------------|
| 1 | 0020273 | 1 | 3/8 inch hydraulic hose |
| 2 | 0020279 | 5 | 3/8 inch hydraulic hose |
| 3 | 0060290 | 1 | 3/8 inch hydraulic hose - (2 wheel drive machine) |
| | 0060290 | 2 | 3/8 inch hydraulic hose - (4 wheel drive machine) |
| 4 | 0100277 | 1 | 1/2 inch hydraulic hose |
| 5 | 0070764 | 1 | 3/8 inch hydraulic hose |
| 6 | 0070771 | 1 | 1/4 inch hydraulic hose |
| 7 | 0070772 | 1 | 1/4 inch hydraulic hose |
| 8 | 0080931 | 1 | 3/4 inch hydraulic hose |
| 9 | 0080939 | 1 | 3/4 inch hydraulic hose |
| 10 | 0090402 | 2 | 3/8 inch hydraulic hose |
| 11 | 0100278 | 1 | 1/4 inch hydraulic hose |
| 12 | 0151213 | 1 | 1/2 inch hydraulic hose |
| 13 | 0161889 | 1 | Suction tube |
| 14 | 0162217 | 1 | Check valve - (see page 2-43 for parts breakdown) |
| 15 | 0162219 | 1 | 1-1/2 inch suction hose |
| 16 | 0180777 | 2 | 5/8 inch hydraulic hose |
| 17 | 5036805 | 1 | Swivel nut branch tee |
| 18 | 5037005 | 1 | Swivel nut 90° elbow |
| 19 | 5550030 | 2 | Clamp |

F

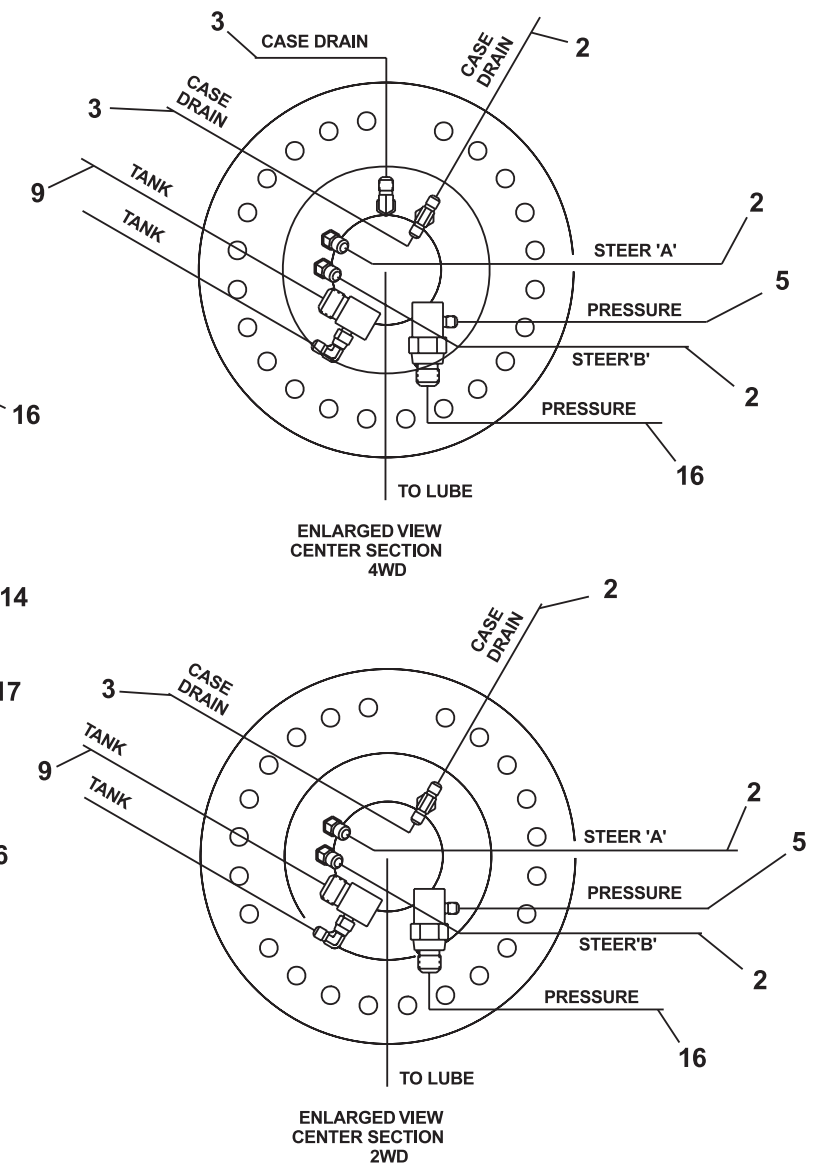
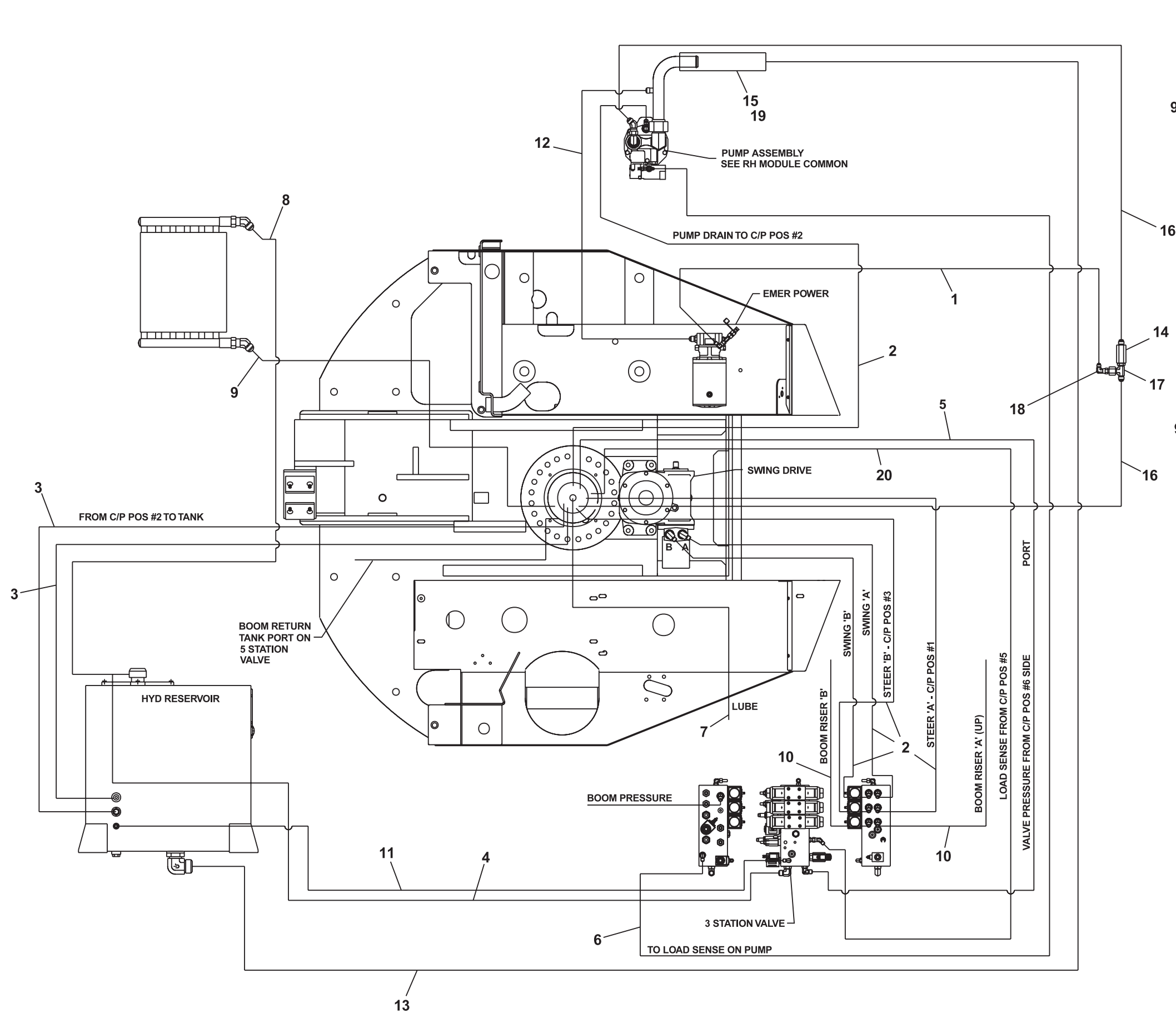
E

D

C

B

A



AWA16188B

TITLE Hydraulic hoses, turntable

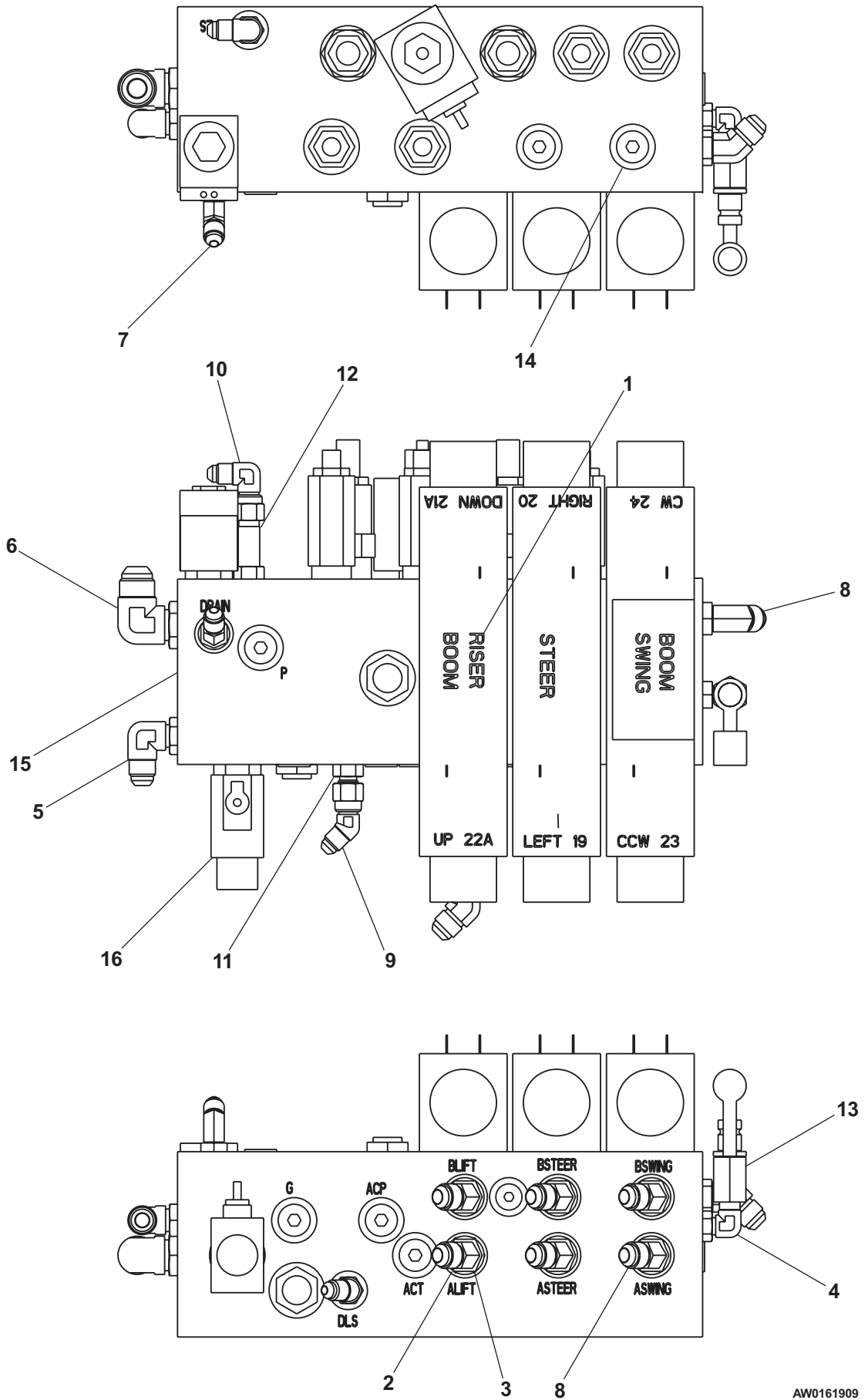
UpRight

Page 2 - 17

Control valve, 3 station

| item | part no | qty | description |
|------|------------|-----|------------------------------------------------------------------------|
| | 0161909 | 1 | Control valve, 3 station |
| 1 | 0161471 | 1 | Decal set |
| 2 | 0161835 | 1 | Check valve, .062 inch |
| 3 | 5025003-99 | 1 | Swivel adapter |
| 4 | 5035303 | 1 | Straight thread 90° elbow |
| 5 | 5035305 | 1 | Straight thread 90° elbow |
| 6 | 5035306 | 1 | Straight thread 90° elbow |
| 7 | 5035703 | 1 | Straight thread 45° elbow |
| 8 | 5035705 | 7 | Straight thread 45° elbow |
| 9 | 5036903 | 1 | Swivel nut 45° elbow |
| 10 | 5037003 | 1 | Swivel nut 90° elbow |
| 11 | 5065703 | 1 | Straight thread adapter |
| 12 | 5065803 | 1 | Long straight thread adapter |
| 13 | 5070005 | 1 | Diagnostic nipple, male |
| 14 | 5075305 | 5 | Hex plug |
| 15 | 6010152 | 1 | Control valve package, 3 station - (see page 2-21 for parts breakdown) |
| 16 | 6010591 | 1 | Solenoid valve and coil |
| | 0180802 | 1 | Seal repair kit |
| | 6010392 | 1 | Replacement cartridge |
| | 3040496 | 1 | Replacement coil, 12 volt DC |

Control valve, 3 station

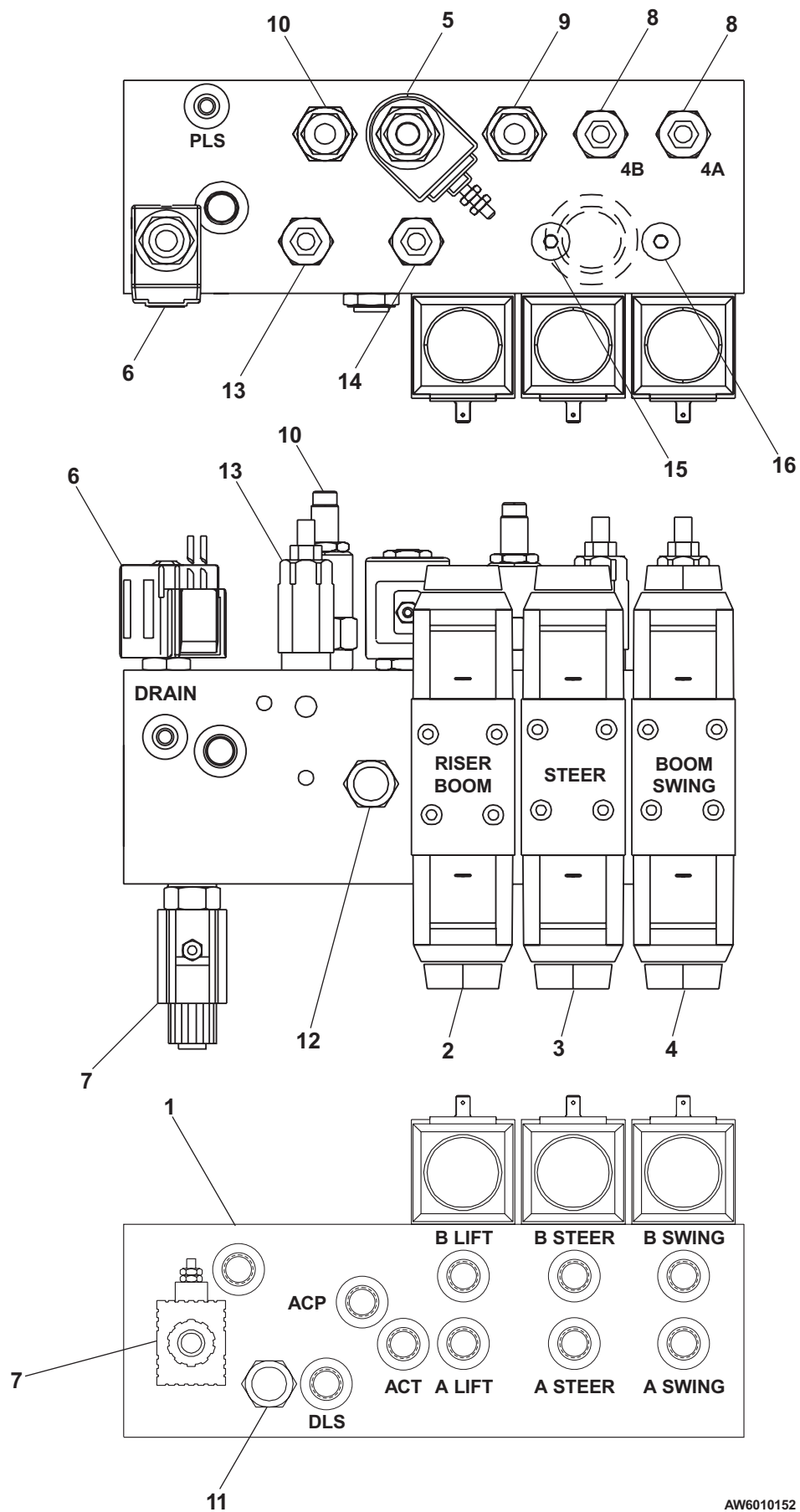


AW0161909

Control valve package, 3 station

| item | part no | qty | description |
|------|----------|-----|--------------------------------------------------------------------|
| | 6010152 | 1 | Control valve package, 3 station |
| 1 | 6091026 | 1 | Manifold body |
| 2 | 6091222 | 1 | Riser boom control valve |
| | 6091144 | 1 | Seal repair kit |
| | 6091145 | 1 | Replacement solenoid, 12 volt DC |
| | 28220087 | 1 | Bolt kit |
| 3 | 6091223 | 1 | Steer control valve |
| | 6091144 | 1 | Seal repair kit |
| | 6091145 | 1 | Replacement solenoid, 12 volt DC |
| | 28220087 | 1 | Bolt kit |
| 4 | 6091223 | 1 | Boom swing control valve |
| | 6091144 | 1 | Seal repair kit |
| | 6091145 | 1 | Replacement solenoid, 12 volt DC |
| | 28220087 | 1 | Bolt kit |
| 5 | 6091134 | 1 | Main system flow solenoid valve |
| | 3049854 | 1 | Seal repair kit |
| | 6091140 | 1 | Replacement solenoid, 10 volt DC |
| | 6091135 | 1 | Replacement cartridge valve |
| 6 | 6091218 | 1 | Load sense dump solenoid valve |
| | 3049865 | 1 | Seal repair kit |
| | 6091142 | 1 | Replacement solenoid, 10 volt DC |
| | 6091136 | 1 | Replacement cartridge valve |
| 7 | 6010591 | 1 | Solenoid valve and coil |
| | 0180802 | 1 | Seal repair kit |
| | 6010392 | 1 | Replacement cartridge |
| | 3040496 | 1 | Replacement coil, 12 volt DC |
| 8 | 6091219 | 2 | Pressure relief cartridge valve - (factory preset, do not reset) |
| | 3049853 | 1 | Seal repair kit |
| 9 | 6091220 | 1 | Pressure reducing cartridge valve - (factory preset, do not reset) |
| | 3049854 | 1 | Seal repair kit |
| 10 | 6091032 | 1 | Pressure sequence cartridge valve |
| | 3049855 | 1 | Seal repair kit |
| 11 | 6091033 | 1 | Shuttle valve |
| | 3049865 | 1 | Seal repair kit |
| 12 | 6091221 | 1 | Flow regulator cartridge valve |
| | 3049853 | 1 | Seal repair kit |
| 13 | 6091224 | 1 | Relief valve cartridge - (factory preset, do not reset) |
| | 3049853 | 1 | Seal repair kit |
| 14 | 6091225 | 1 | Relief valve cartridge - (factory preset, do not reset) |
| | 3049853 | 1 | Seal repair kit |
| 15 | 6091037 | 1 | Orifice plug, .035 inch diameter |
| 16 | 6091038 | 1 | Orifice plug, .060 inch diameter |

Control valve package, 3 station

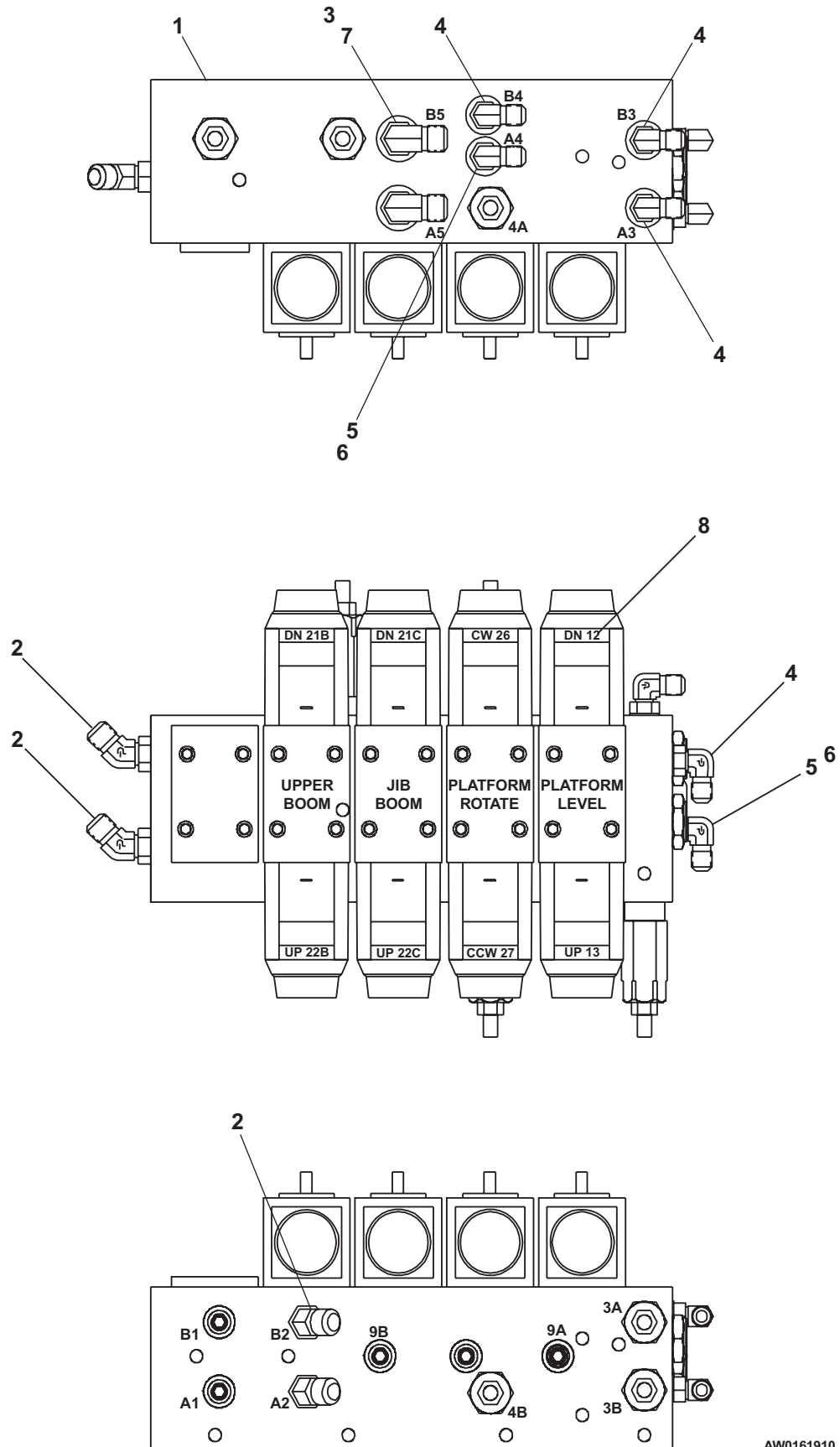


AW6010152

Control valve, 4 station

| item | part no | qty | description |
|------|---------|-----|------------------------------------------------------------------------|
| | 0161910 | 1 | Control valve, 4 station |
| 1 | 6010968 | 1 | Control valve package, 4 station - (see page 2-25 for parts breakdown) |
| 2 | 5035705 | 4 | Straight thread 45° elbow |
| 3 | 5065805 | 2 | Long straight thread adapter |
| 4 | 5035303 | 4 | Straight thread 90° elbow |
| 5 | 5065703 | 2 | Straight thread adapter |
| 6 | 5037003 | 1 | Swivel nut 90° elbow |
| 7 | 5037005 | 2 | Swivel nut 90° elbow |
| 8 | 0161471 | 1 | Decal set |

Control valve, 4 station

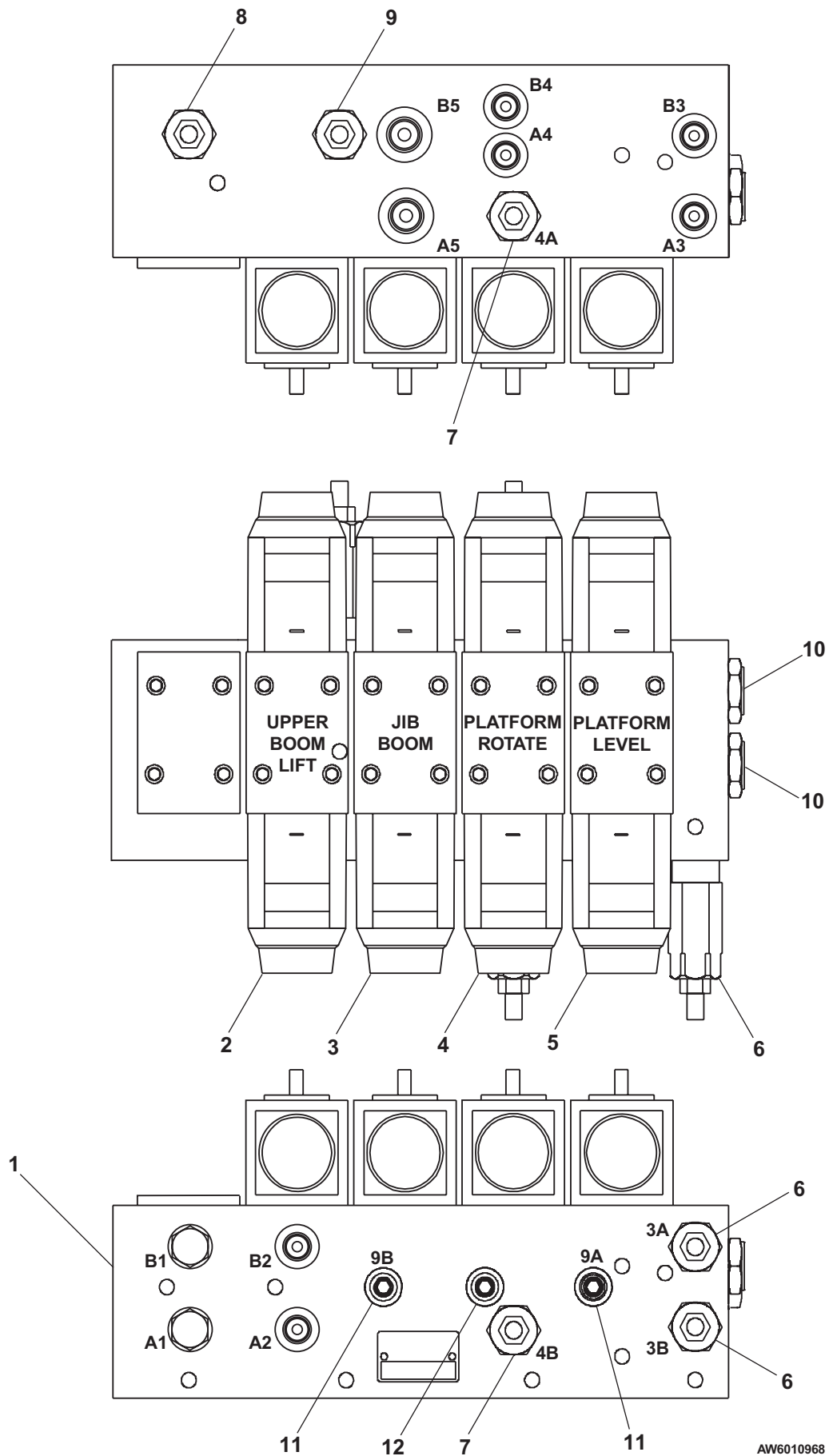


AW0161910

Control valve package, 4 station

| item | part no | qty | description |
|------|---------|-----|--------------------------------------------------------------------------|
| | 6010968 | 1 | Control valve package, 4 station |
| 1 | 6091015 | 1 | Manifold body |
| 2 | 6010697 | 1 | Upper boom lift control valve |
| | 3040551 | 2 | Replacement solenoid, 12 volt DC |
| 3 | 6091017 | 1 | Jib boom control valve |
| | 3040551 | 2 | Replacement solenoid, 12 volt DC |
| 4 | 6091018 | 1 | Platform rotate control valve |
| | 3040551 | 2 | Replacement solenoid, 12 volt DC |
| 5 | 6091018 | 1 | Platform level control valve |
| | 3040551 | 2 | Replacement solenoid, 12 volt DC |
| 6 | 6091019 | 2 | Relief valve cartridge, level - (factory preset, do not reset) |
| | 3049853 | 1 | Relief valve cartridge seal repair kit |
| 7 | 6091020 | 2 | Relief valve cartridge, platform rotate - (factory preset, do not reset) |
| | 3049853 | 1 | Relief valve cartridge seal repair kit |
| 8 | 6091021 | 1 | Relief valve cartridge, boom lift - (factory preset, do not reset) |
| | 3049853 | 1 | Relief valve cartridge seal repair kit |
| 9 | 6091022 | 1 | Relief valve cartridge, extend - (factory preset, do not reset) |
| | 3049853 | 1 | Relief valve cartridge seal repair kit |
| 10 | 6091023 | 2 | Check valve cartridge |
| | 3049856 | 1 | Check valve cartridge seal repair kit |
| 11 | 6091024 | 2 | Orifice plug, .030 inch diameter |
| 12 | 6091025 | 1 | Orifice plug, .020 inch diameter |

Control valve package, 4 station

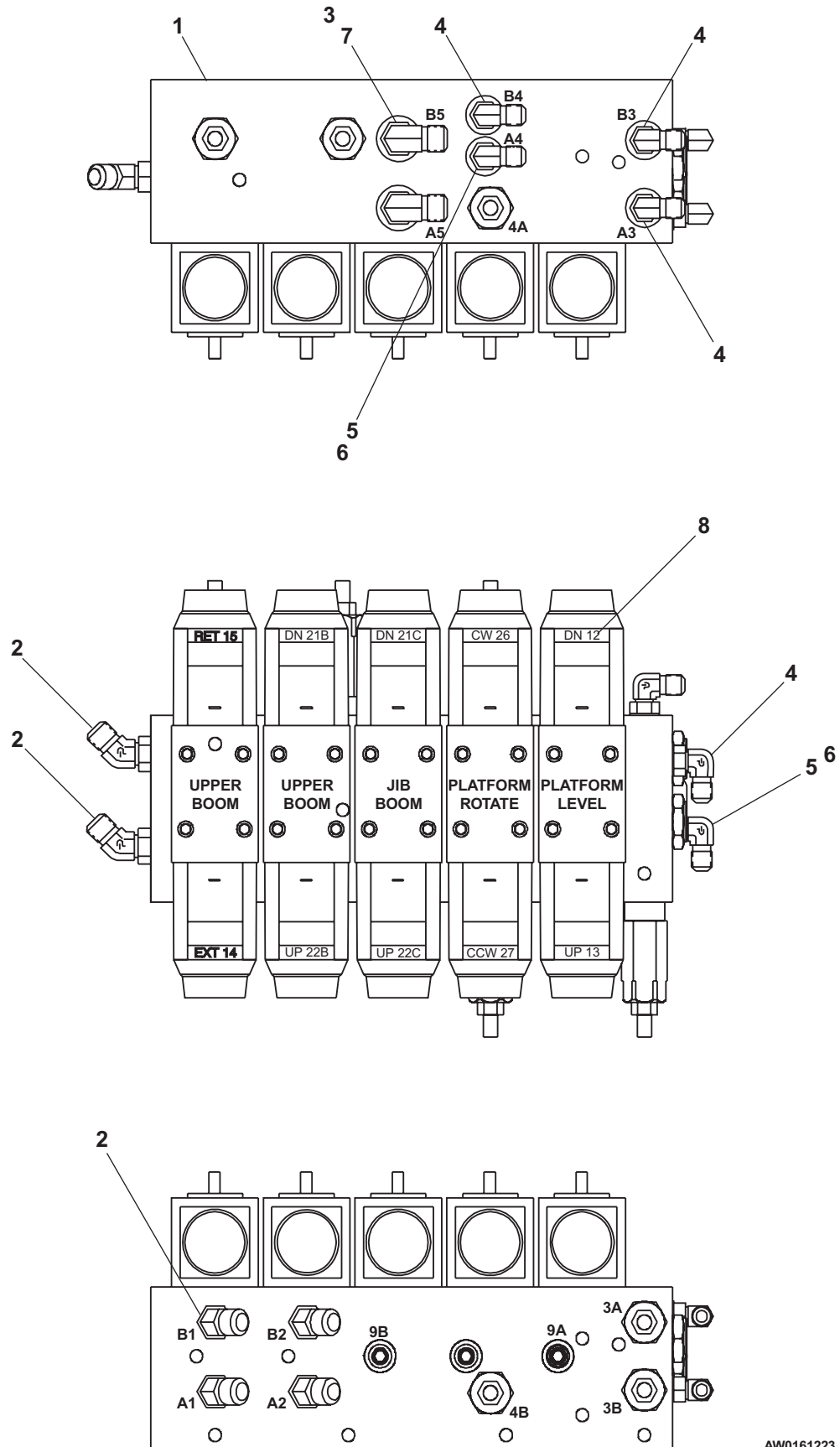


AW6010968

Control valve, 5 station

| item | part no | qty | description |
|------|---------|-----|------------------------------------------------------------------------|
| | 0161223 | 1 | Control valve, 5 station |
| 1 | 6010127 | 1 | Control valve package, 5 station - (see page 2-29 for parts breakdown) |
| 2 | 5035705 | 6 | Straight thread 45° elbow |
| 3 | 5065805 | 2 | Long straight thread adapter |
| 4 | 5035303 | 4 | Straight thread 90° elbow |
| 5 | 5065703 | 1 | Straight thread adapter |
| 6 | 5037003 | 1 | Swivel nut 90° elbow |
| 7 | 5037005 | 2 | Swivel nut 90° elbow |
| 8 | 0161471 | 1 | Decal set |

Control valve, 5 station

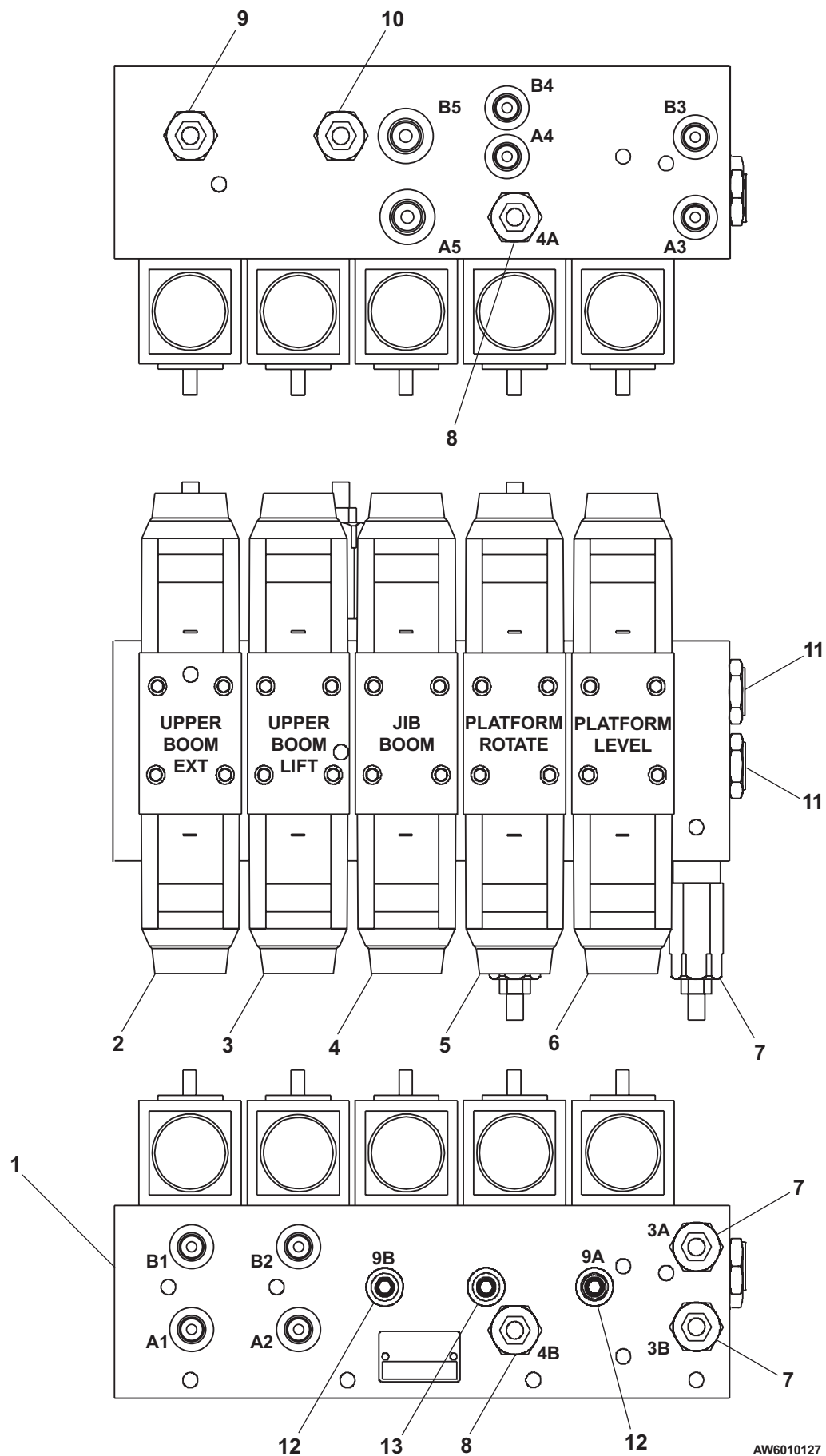


AW0161223

Control valve package, 5 station

| item | part no | qty | description |
|------|---------|-----|--------------------------------------------------------------------------|
| | 6010127 | 1 | Control valve package, 5 station |
| 1 | 6091015 | 1 | Manifold body |
| 2 | 6091016 | 1 | Upper boom extend control valve |
| | 3040551 | 2 | Replacement solenoid, 12 volt DC |
| 3 | 6010697 | 1 | Upper boom lift control valve |
| | 3040551 | 2 | Replacement solenoid, 12 volt DC |
| 4. | 6091017 | 1 | Jib boom control valve |
| | 3040551 | 2 | Replacement solenoid, 12 volt DC |
| 5 | 6091018 | 1 | Platform rotate control valve |
| | 3040551 | 2 | Replacement solenoid, 12 volt DC |
| 6 | 6091018 | 1 | Platform level control valve |
| | 3040551 | 2 | Replacement solenoid, 12 volt DC |
| 7 | 6091019 | 2 | Relief valve cartridge, level - (factory preset, do not reset) |
| | 3049853 | 1 | Relief valve cartridge seal repair kit |
| 8 | 6091020 | 2 | Relief valve cartridge, platform rotate - (factory preset, do not reset) |
| | 3049853 | 1 | Relief valve cartridge seal repair kit |
| 9 | 6091021 | 1 | Relief valve cartridge, boom lift - (factory preset, do not reset) |
| | 3049853 | 1 | Relief valve cartridge seal repair kit |
| 10 | 6091022 | 1 | Relief valve cartridge, extend - (factory preset, do not reset) |
| | 3049853 | 1 | Relief valve cartridge seal repair kit |
| 11 | 6091023 | 2 | Check valve cartridge |
| | 3049856 | 1 | Check valve cartridge seal repair kit |
| 12 | 6091024 | 2 | Orifice plug, .030 inch diameter |
| 13 | 6091025 | 1 | Orifice plug, .020 inch diameter |

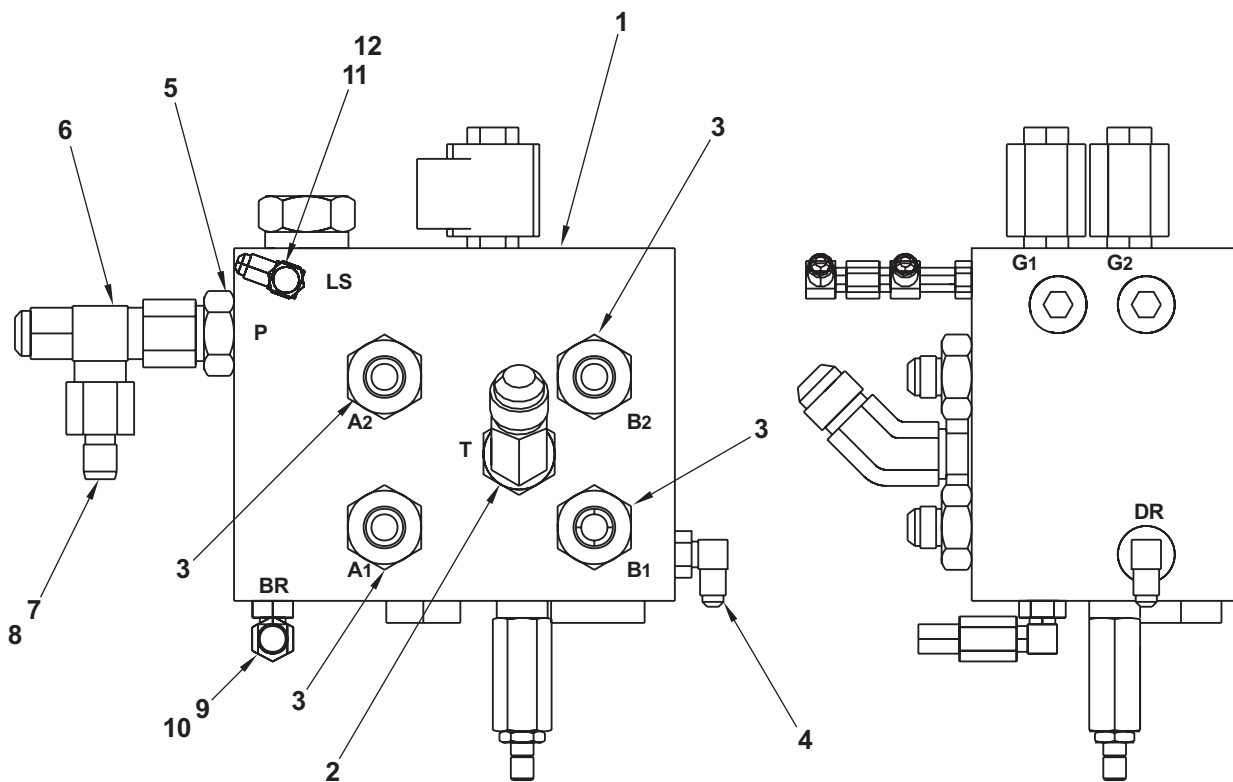
Control valve package, 5 station



AW6010127

Drive valve, 2 x 2

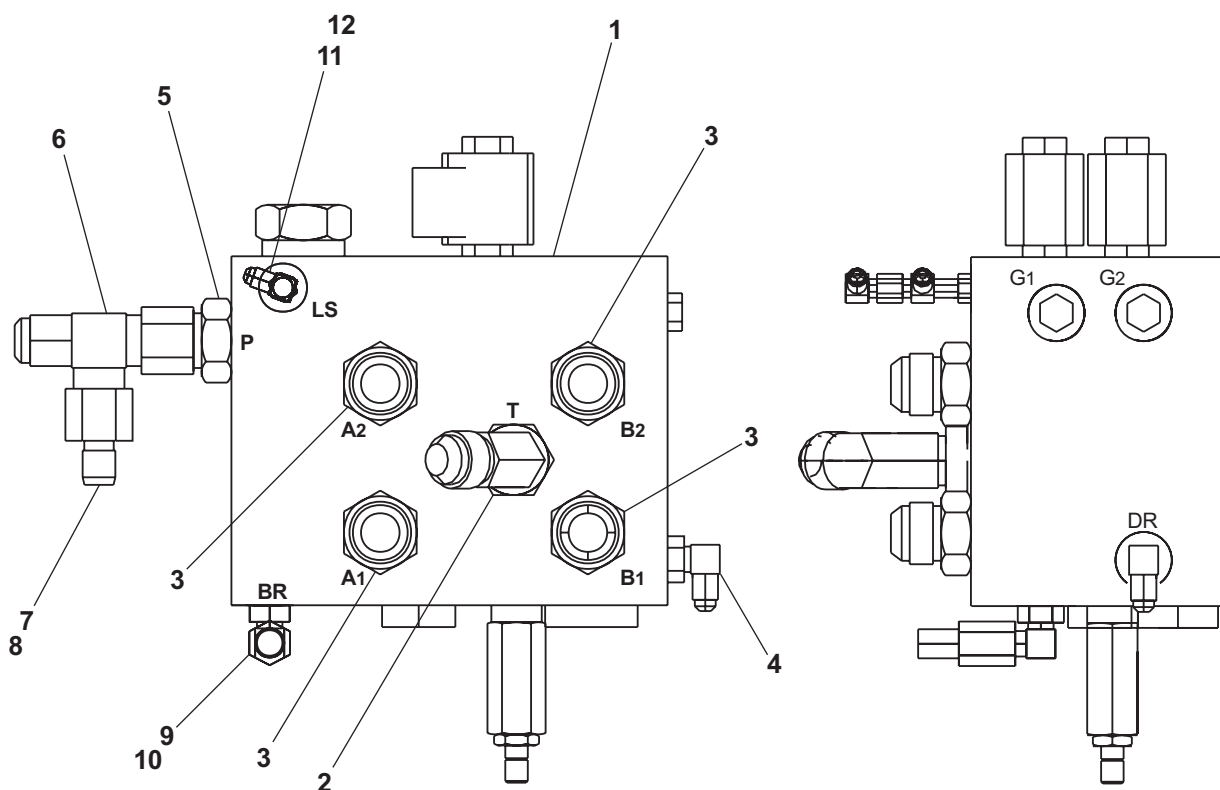
| item | part no | qty | description |
|------|---------|-----|---------------------------------------------------|
| | 0162591 | 1 | Drive valve 2 x 2 |
| 1 | 6010956 | 1 | Drive valve - (see page 2-33 for parts breakdown) |
| 2 | 5035708 | 1 | Straight thread 45° elbow |
| 3 | 5065711 | 4 | Straight thread adapter |
| 4 | 5035305 | 1 | Straight thread 90° elbow |
| 5 | 5065713 | 1 | Straight thread adapter |
| 6 | 5036707 | 1 | Swivel nut run tee |
| 7 | 5064004 | 1 | Tube end reducer |
| 8 | 5063907 | 1 | Fitting nut |
| 9 | 5035303 | 1 | Straight thread 90° elbow |
| 10 | 5070005 | 1 | Diagnostic nipple |
| 11 | 5036103 | 1 | Straight thread run tee |
| 12 | 5037003 | 1 | Swivel nut 90° elbow |



AW0162591

Drive valve, 4 wheel drive

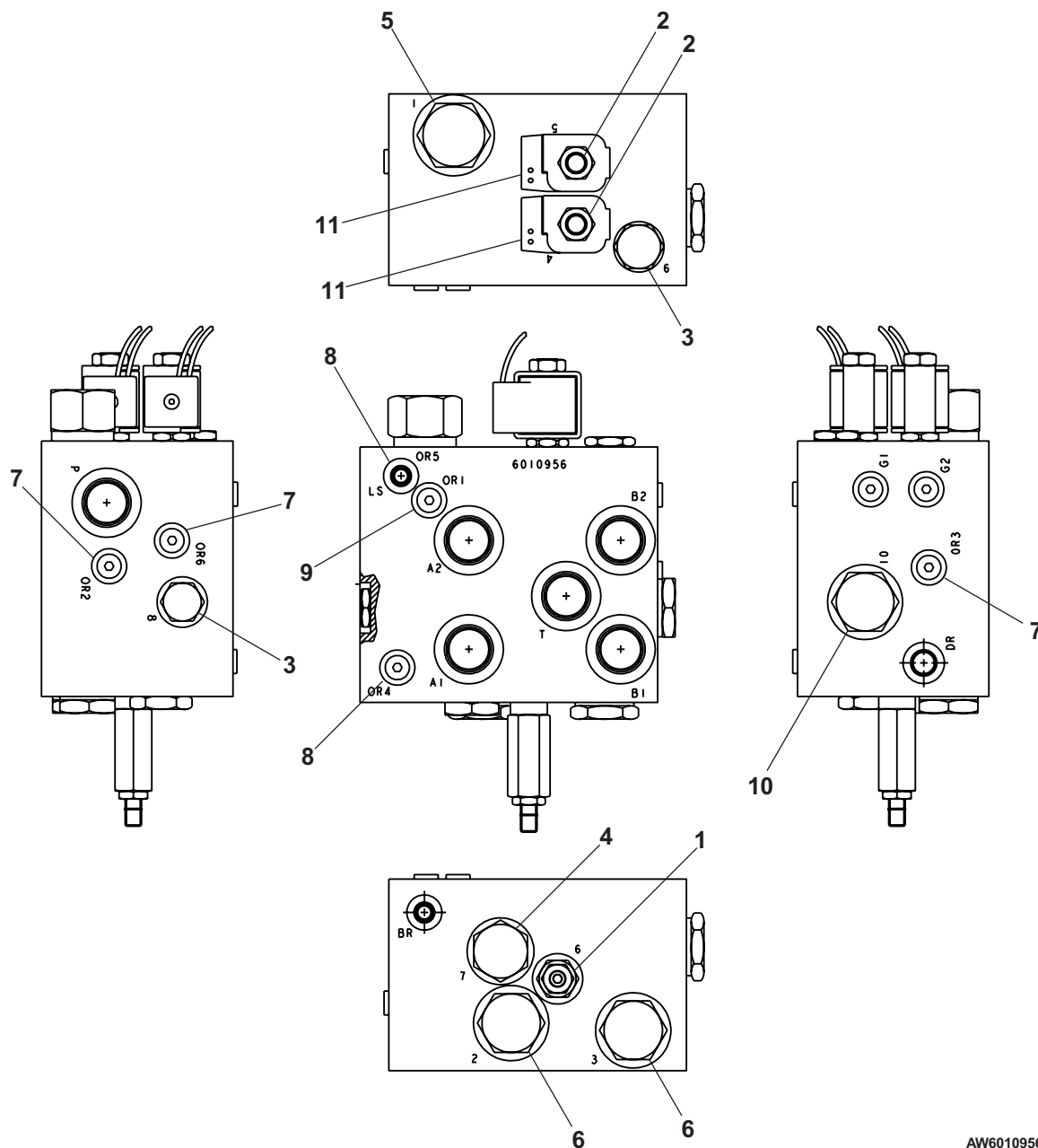
| item | part no | qty | description |
|------|---------|-----|---------------------------------------------------|
| | 0162590 | 1 | Drive valve, 4 wheel drive |
| 1 | 6010956 | 1 | Drive valve - (see page 2-33 for parts breakdown) |
| 2 | 5035708 | 1 | Straight thread 45° elbow |
| 3 | 5065714 | 4 | Straight thread adapter |
| 4 | 5035305 | 1 | Straight thread 90° elbow |
| 5 | 5065713 | 1 | Straight thread adapter |
| 6 | 5036707 | 1 | Swivel nut run tee |
| 7 | 5064004 | 1 | Tube end reducer |
| 8 | 5063907 | 1 | Fitting nut |
| 9 | 5035303 | 2 | Straight thread 90° elbow |
| 10 | 5070005 | 1 | Diagnostic nipple - (used on standard machines) |
| | 5070028 | 1 | Diagnostic nipple - (used on CE machines only) |
| 11 | 5036103 | 1 | Straight thread run tee |
| 12 | 5037003 | 1 | Swivel nut 90° elbow |



AW0162590

Drive valve

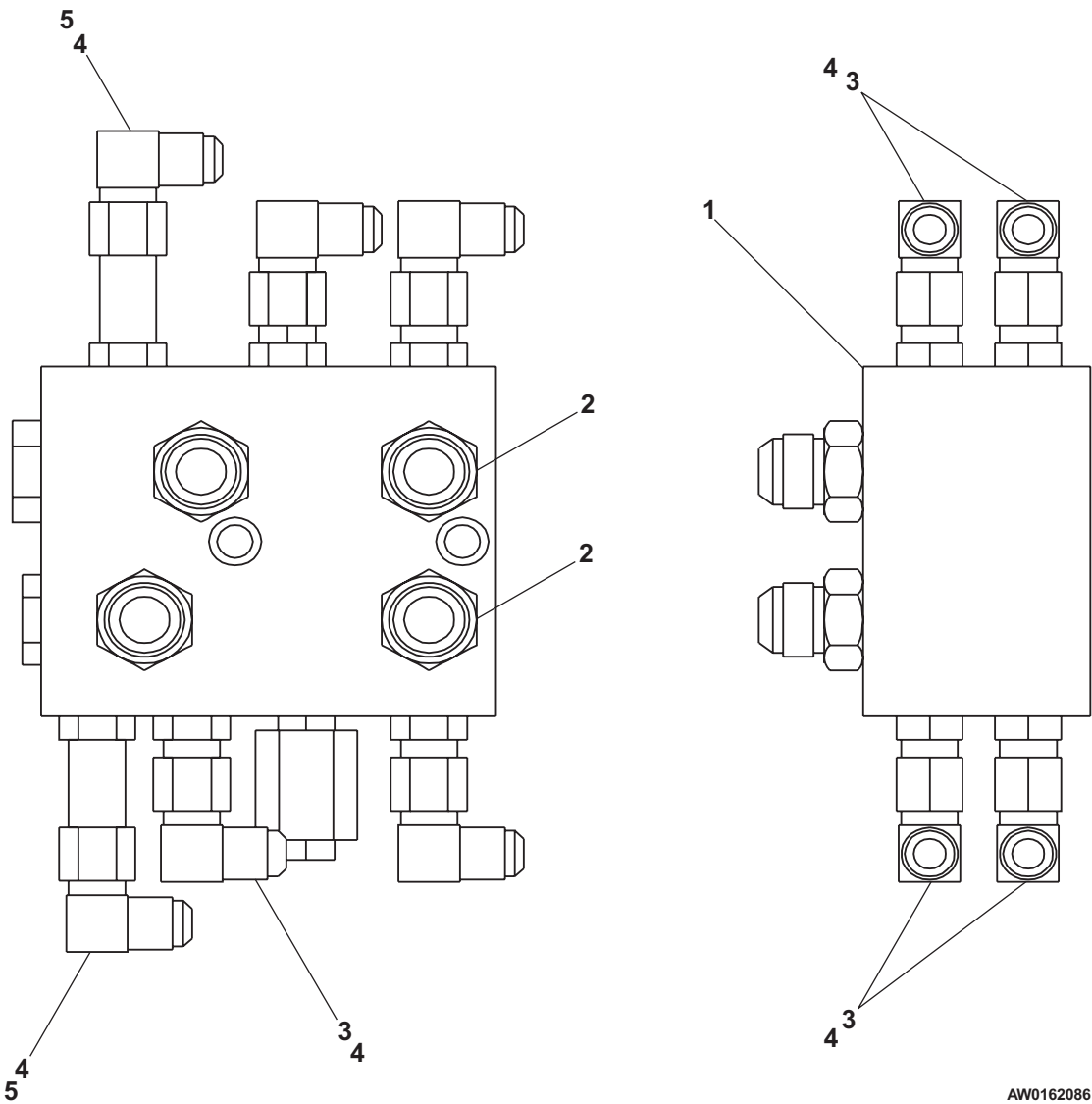
| item | part no | qty | description |
|------|---------|-----|-------------------------------------------|
| | 6010956 | 1 | Drive valve |
| 1 | 6010982 | 1 | Relief valve |
| 2 | 6010969 | 2 | Proportional pressure regulator |
| 3 | 6010984 | 2 | Check valve |
| 4 | 6010985 | 1 | Flow divider/combiner |
| 5 | 6010986 | 1 | Flow compensator |
| 6 | 6010987 | 2 | Flow diverter |
| 7 | 6010988 | 3 | Orifice plug, .031 inch diameter |
| 8 | 6010989 | 2 | Orifice plug, .020 inch diameter |
| 9 | 6010990 | 1 | Screened orifice plug, .020 inch diameter |
| 10 | 6010991 | 1 | Shuttle valve |
| 11 | 3040902 | 2 | Solenoid coil, 12 volt DC |



AW6010956

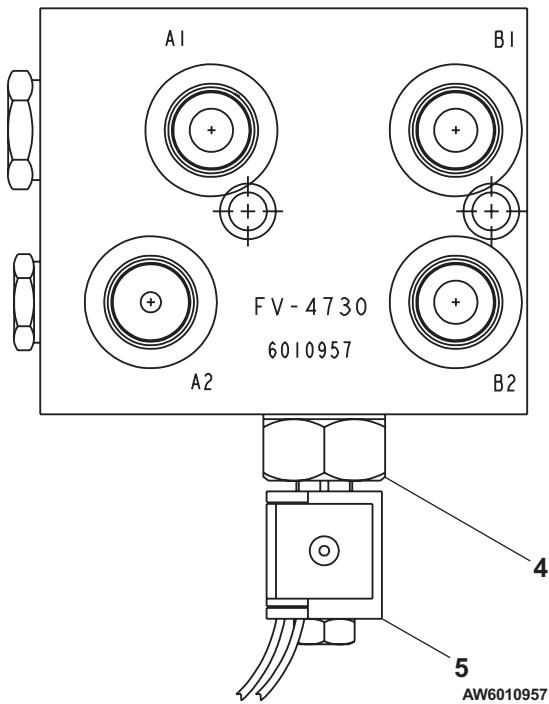
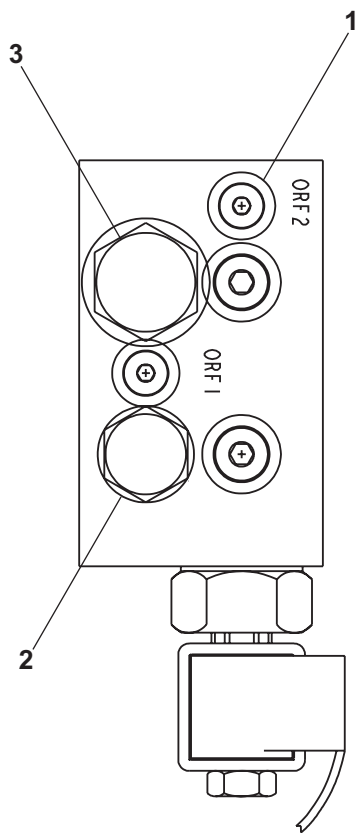
Differential valve, 4 wheel drive

| item | part no | qty | description |
|------|---------|-----|----------------------------------------------------------|
| | 0162086 | 1 | Differential valve, 4 wheel drive |
| 1 | 6010957 | 1 | Differential valve - (see page 2-35 for parts breakdown) |
| 2 | 5065714 | 4 | Straight thread adapter |
| 3 | 5065709 | 6 | Straight thread adapter |
| 4 | 5037006 | 8 | Swivel nut 90° elbow |
| 5 | 5065806 | 2 | Long straight thread adapter |



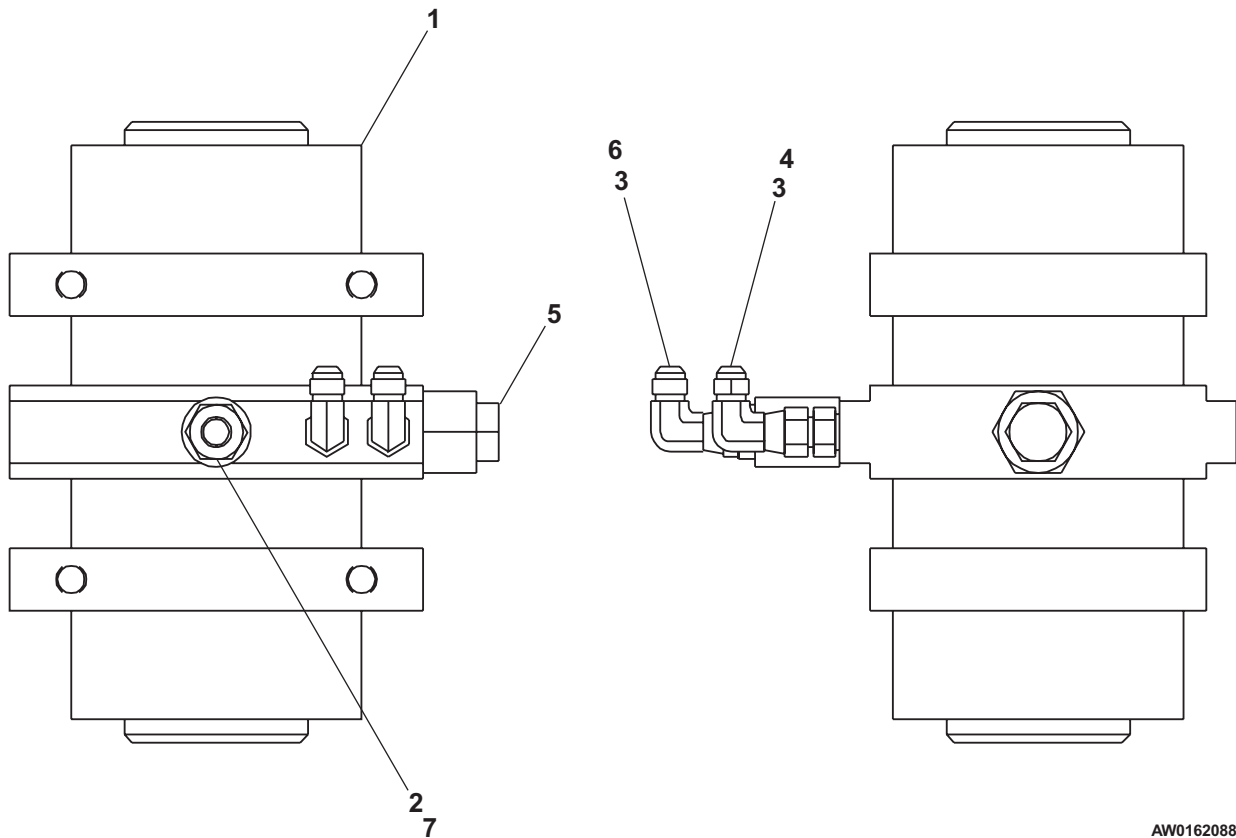
Differential valve

| item | part no | qty | description |
|------|---------|-----|------------------------------------------|
| | 6010957 | 1 | Differential valve |
| 1 | 6010988 | 2 | Orifice plug, .031 inch diameter orifice |
| 2 | 6010992 | 1 | Flow divider/combiner |
| 3 | 6010985 | 1 | Flow divider/combiner |
| 4 | 6010993 | 1 | Solenoid valve, normally closed |
| 5 | 3040727 | 1 | Coil, 10 volt DC |



Axle lock cylinder, left hand

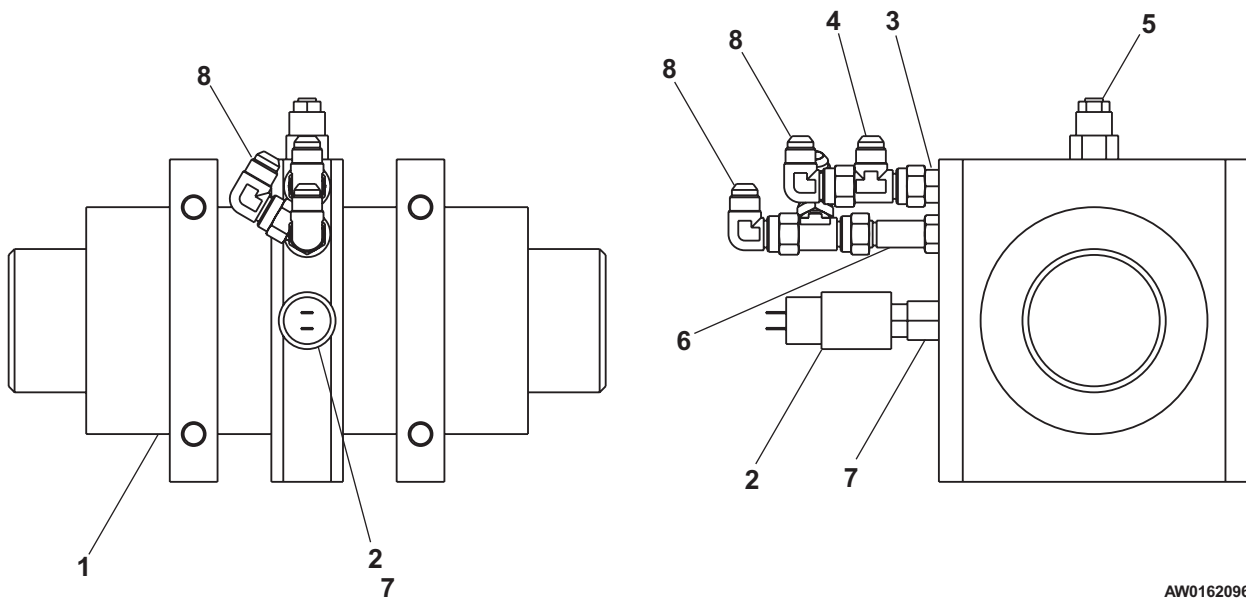
| item | part no | qty | description |
|------|------------|-----|-----------------------------------------------------------|
| | 0162088 | 1 | Axle lock cylinder, left hand |
| 1 | 0161802-99 | 1 | Cylinder, axle lock - (see page 2-44 for parts breakdown) |
| 2 | 3020142 | 1 | Pressure switch - (2325 psi pressure) |
| 3 | 5065707 | 1 | Straight thread adapter |
| 4 | 5036705 | 2 | Swivel nut run tee |
| 5 | 6010606 | 1 | Cartridge holding valve - (factory preset, do not reset) |
| 6 | 5065805 | 1 | Long straight thread adapter |
| 7 | 5076009 | 1 | Reducer-expander |



AW0162088

Axle lock cylinder, right hand

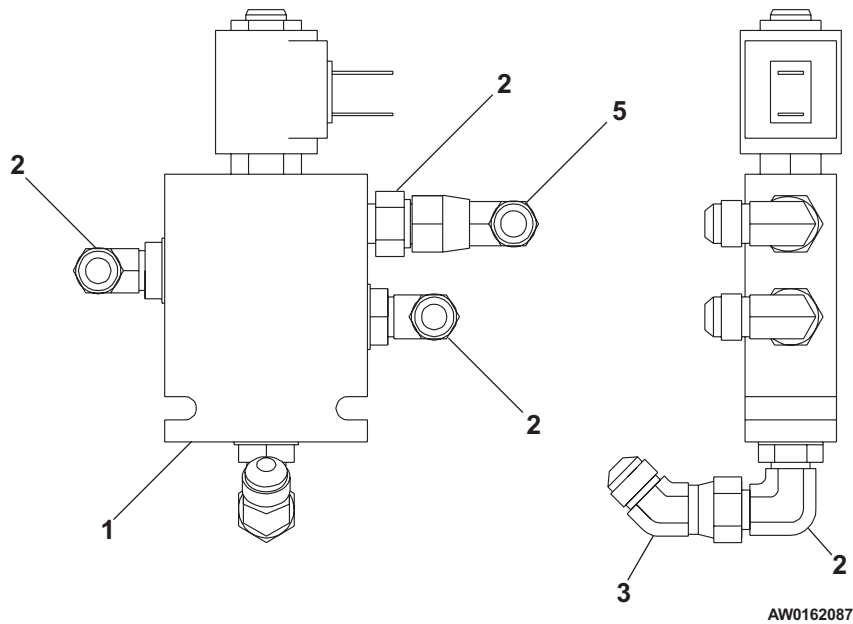
| item | part no | qty | description |
|------|------------|-----|-----------------------------------------------------------|
| | 0162096 | 1 | Axle lock cylinder, right hand |
| 1 | 0161802-99 | 1 | Cylinder, axle lock - (see page 2-44 for parts breakdown) |
| 2 | 3020142 | 1 | Pressure switch - (2325 psi pressure) |
| 3 | 5065707 | 1 | Straight thread adapter |
| 4 | 5036705 | 2 | Swivel nut run tee |
| 5 | 6010606 | 1 | Cartridge holding valve - (factory preset, do not reset) |
| 6 | 5065805 | 1 | Long straight thread adapter |
| 7 | 5076009 | 1 | Reducer-expander |
| 8 | 5037005 | 3 | Swivel nut 90° elbow |



AW0162096

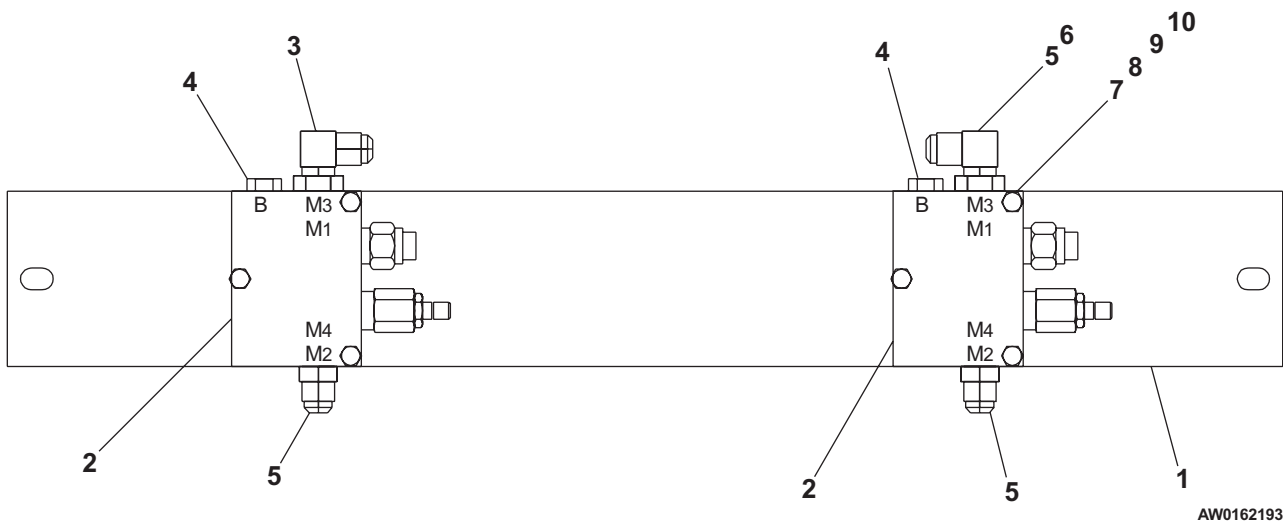
Axle lock valve

| item | part no | qty | description |
|------|---------|-----|---------------------------|
| 1 | 0162087 | 1 | Axle lock valve, complete |
| | 6010330 | 1 | Axle lock valve |
| | 6010978 | 1 | Seal repair kit |
| | 6010975 | 1 | Valve body |
| | 6010976 | 1 | Cartridge solenoid valve |
| | 6010977 | 1 | Solenoid coil, 12 volt DC |
| 2 | 5035305 | 3 | Straight thread 90° elbow |
| 3 | 5036905 | 1 | Swivel nut 45° elbow |
| 4 | 5065707 | 1 | Straight thread adapter |
| 5 | 5037005 | 1 | Swivel nut 90° elbow |



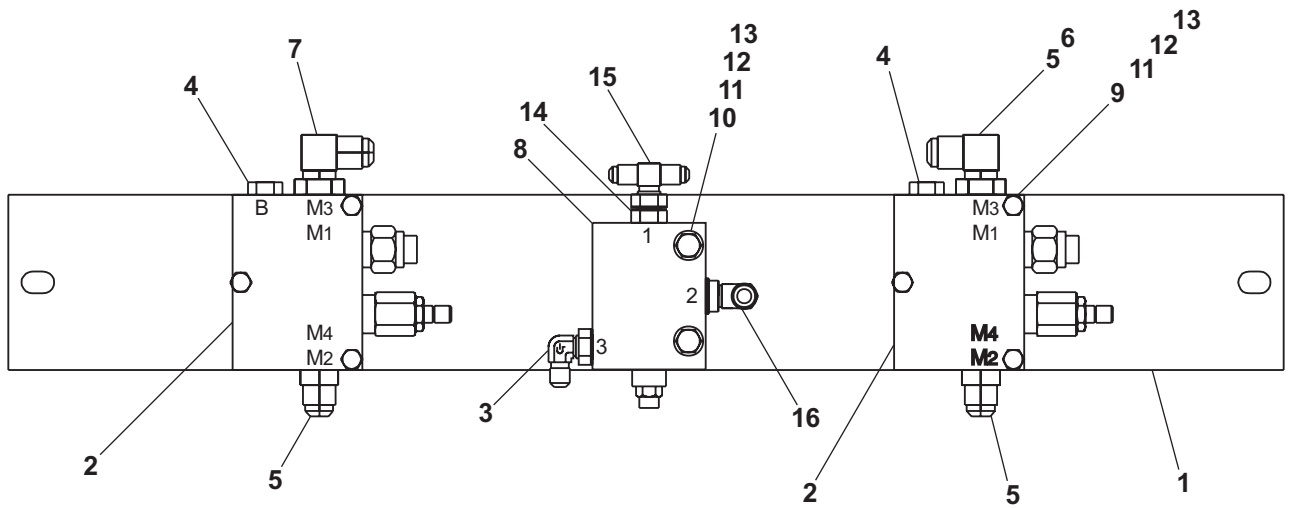
Brake valve, front

| item | part no | qty | description |
|------|------------|-----|-----------------------------------------------------------|
| | 0162193 | 1 | Brake valve, front |
| 1 | 0162160-99 | 1 | Valve mount plate |
| 2 | 6010947 | 1 | Dynamic brake valve - (see page 2-63 for parts breakdown) |
| 3 | 5035306 | 1 | Straight thread 90° elbow |
| 4 | 5075203 | 1 | Hex head plug |
| 5 | 5065709 | 7 | Straight thread adapter |
| 6 | 5037006 | 1 | Swivel nut 90° elbow |
| 7 | 5560369 | 6 | Capscrew 1/4-20 x 4 inch long hex head grade 5 |
| 8 | 986019 | 14 | Washer 1/4 medium flat |
| 9 | 987099 | 6 | Washer 1/4 medium lock |
| 10 | 984069 | 6 | Nut 1/4-20 hex |



Brake valve, rear

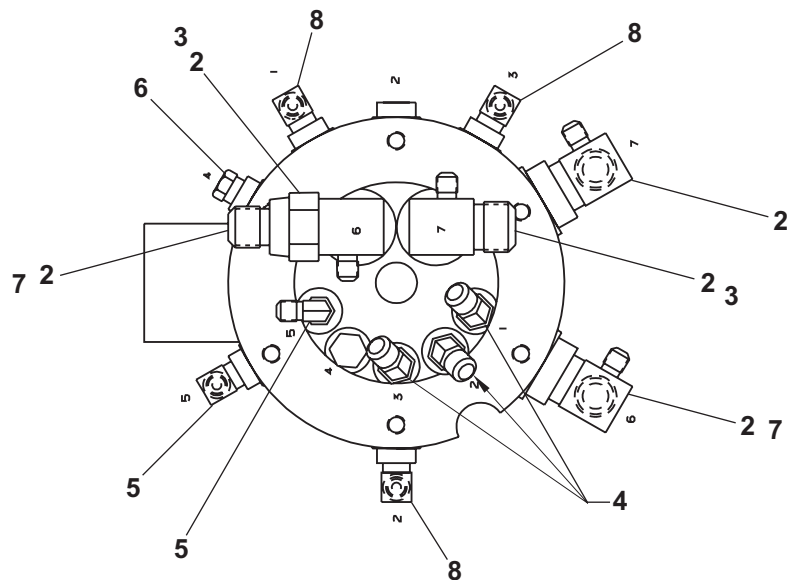
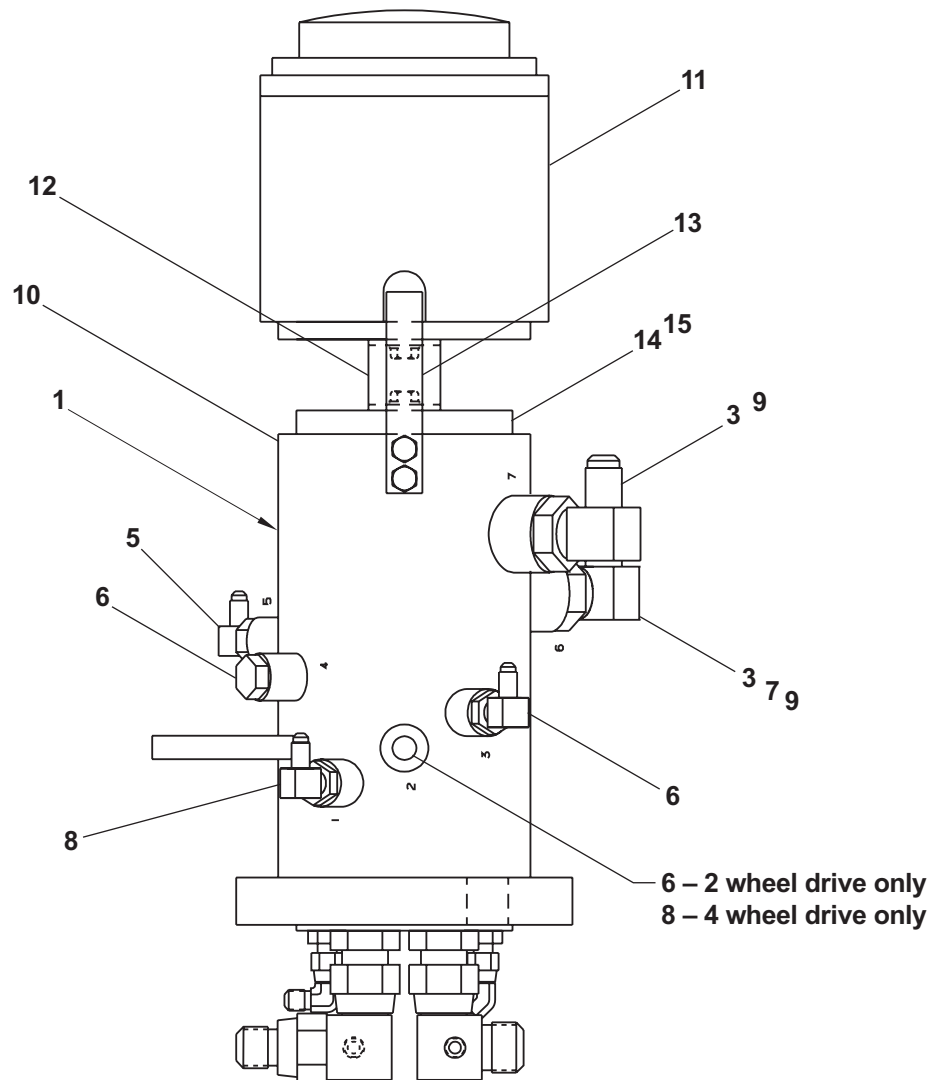
| item | part no | qty | description |
|------|------------|-----|---------------------------------------------------------------|
| | 0162583 | 1 | Brake valve, rear |
| 1 | 0162160-99 | 1 | Valve mount plate |
| 2 | 6010947 | 2 | Dynamic brake valve - (see page 2-63 for parts breakdown) |
| 3 | 5035305 | 1 | Straight thread 90° elbow |
| 4 | 5075203 | 2 | Hex head plug |
| 5 | 5065709 | 7 | Straight thread adapter |
| 6 | 5037006 | 1 | Swivel nut 90° elbow |
| 7 | 5035306 | 1 | Straight thread 90° elbow |
| 8 | 6018913 | 1 | Pressure reducing valve - (see page 2-72 for parts breakdown) |
| 9 | 5560369 | 6 | Capscrew 1/4-20 x 4 inch long hex head grade 5 |
| 10 | 969999 | 2 | Capscrew 1/4-20 x 2-1/4 inch long hex head grade 5 |
| 11 | 986019 | 16 | Washer 1/4 medium flat |
| 12 | 987099 | 8 | Washer 1/4 medium lock |
| 13 | 984069 | 8 | Nut 1/4-20 hex |
| 14 | 5065705 | 1 | Straight thread adapter |
| 15 | 5036803 | 1 | Swivel nut branch tee |
| 16 | 5035318 | 1 | Straight thread 90° elbow |



AW0162583

Centerpost

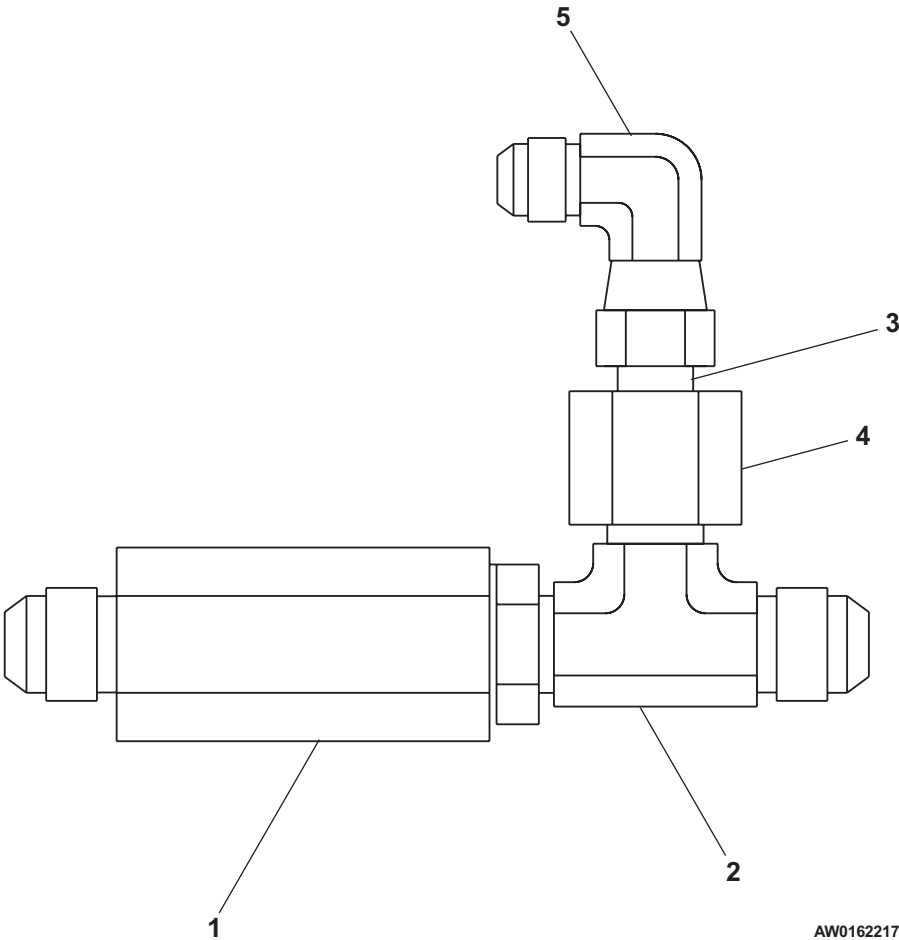
| item | part no | qty | description |
|------|---------|-----|---------------------------------------------|
| | 0161918 | 1 | Centerpost |
| 1 | 0161476 | 1 | Centerpost and collector ring |
| 2 | 0140500 | 4 | Special swivel nut 90° elbow with side port |
| 3 | 5065714 | 4 | Straight thread adapter |
| 4 | 5065705 | 3 | Straight thread adapter |
| 5 | 5035318 | 2 | Straight thread 90° elbow |
| 6 | 5075205 | 3 | Hex head plug |
| 7 | 5064011 | 2 | Tube end reducer |
| 8 | 5035305 | 4 | Straight thread 90° elbow |
| 9 | 0140288 | 2 | Swivel nut 90° elbow |
| 10 | 0161439 | 1 | Centerpost and manifold |
| | 0162484 | 1 | Seal repair kit |
| 11 | 0161438 | 1 | Collector ring |
| 12 | 0162487 | 1 | Adapter spool |
| 13 | 0162488 | 1 | Torque arm |
| 14 | 0162497 | 1 | Retaining ring |
| 15 | 0161498 | 1 | Internal ring |



AW0161918

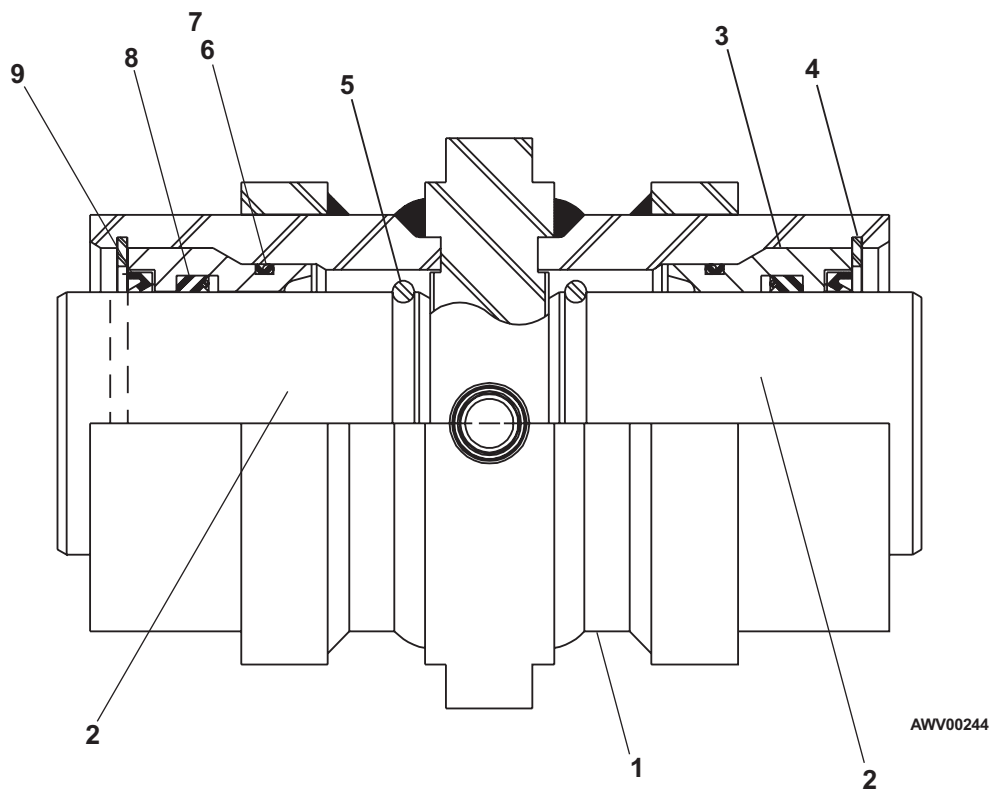
Check valve

| item | part no | qty | description |
|------|---------|-----|-------------------------|
| | 0162217 | 1 | Check valve |
| 1 | 6010468 | 1 | Check valve |
| 2 | 5036107 | 1 | Straight thread run tee |
| 3 | 5064004 | 1 | Tube end reducer |
| 4 | 5063907 | 1 | Fitting nut |
| 5 | 5037005 | 1 | Swivel nut 90° elbow |



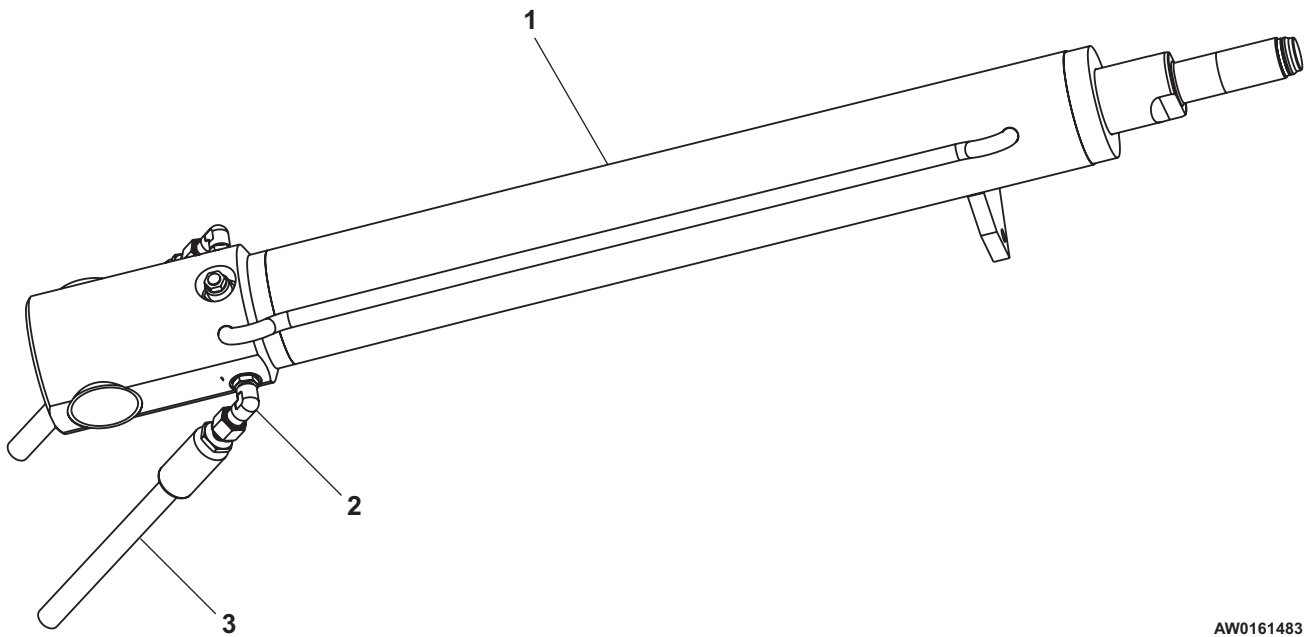
Cylinder, axle lock - GBI

| item | part no | qty | description |
|------|------------|-----|----------------------------------------------------|
| | 0161802-99 | 1 | Cylinder, axle lock - GBI |
| | 0162467 | 1 | Seal repair kit - (kit includes items 6 through 9) |
| 1 | 6091105 | 1 | Tube |
| 2 | 6091106 | 2 | Rod |
| 3 | 8070826 | 2 | Head gland |
| 4 | 8070825 | 2 | Snap ring |
| 5 | 8070824 | 2 | Wire ring |
| 6 | Kit item | 2 | Back-up - (not sold separately) |
| 7 | Kit item | 2 | O-ring - (not sold separately) |
| 8 | Kit item | 2 | U-cup - (not sold separately) |
| 9 | Kit item | 2 | Wiper - (not sold separately) |



Extend cylinder

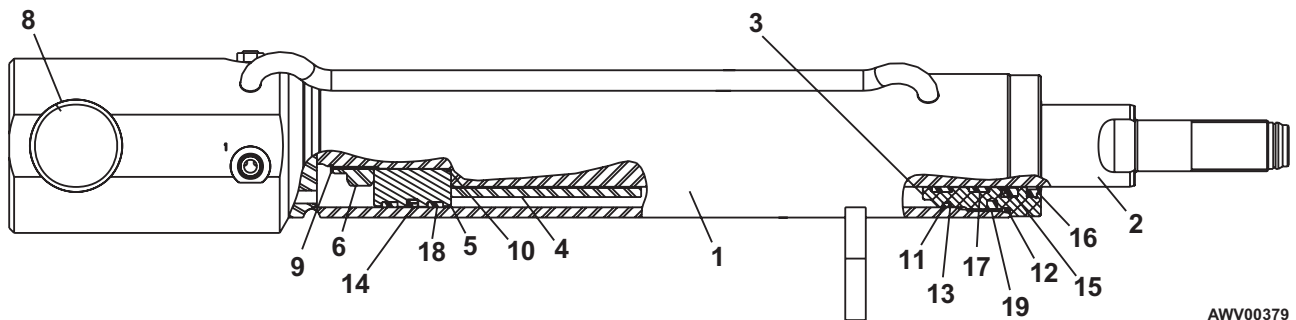
| item | part no | qty | description |
|------|---------|-----|-----------------------------------------------------------|
| | 0161483 | 1 | Extend cylinder |
| 1 | 0163143 | 1 | Cylinder, extension - (see page 2-46 for parts breakdown) |
| 2 | 5035305 | 2 | Straight thread 90° elbow |
| 3 | 0161398 | 2 | 3/8 inch hydraulic hose |



AW0161483

Cylinder, extension - Rosenboom


| item | part no | qty | description |
|------|----------|-----|---------------------------------------------------------------|
| | 0163143 | 1 | Cylinder, extension - Rosenboom |
| | 6091380 | 1 | Seal repair kit - (kit includes items 9 through 19) |
| 1 | | 1 | Tube - (not sold separately) |
| 2 | 6091382 | 1 | Rod |
| 3 | 6091378 | 1 | Head gland |
| 4 | 6091383 | 1 | Rod spacer |
| 5 | 6091377 | 1 | Piston |
| 6 | 6091293 | 1 | Locking nut 1-1/4-12 |
| 7 | 6090294 | 1 | Counterbalance holding valve - (factory preset, do not reset) |
| 8 | 2500040 | 2 | Bearing |
| 9 | Kit item | 1 | Snap ring - (not sold separately) |
| 10 | Kit item | 1 | O-ring - (not sold separately) |
| 11 | Kit item | 1 | O-ring - (not sold separately) |
| 12 | Kit item | 1 | O-ring - (not sold separately) |
| 13 | Kit item | 1 | Back-up - (not sold separately) |
| 14 | Kit item | 1 | Diso-pac - (not sold separately) |
| 15 | Kit item | 1 | U-cup - (not sold separately) |
| 16 | Kit item | 1 | Rod wiper - (not sold separately) |
| 17 | Kit item | 2 | Wearband - (not sold separately) |
| 18 | Kit item | 2 | Wearband - (not sold separately) |
| 19 | Kit item | 1 | Locking insert - (not sold separately) |



AWV00379

Jib cylinder

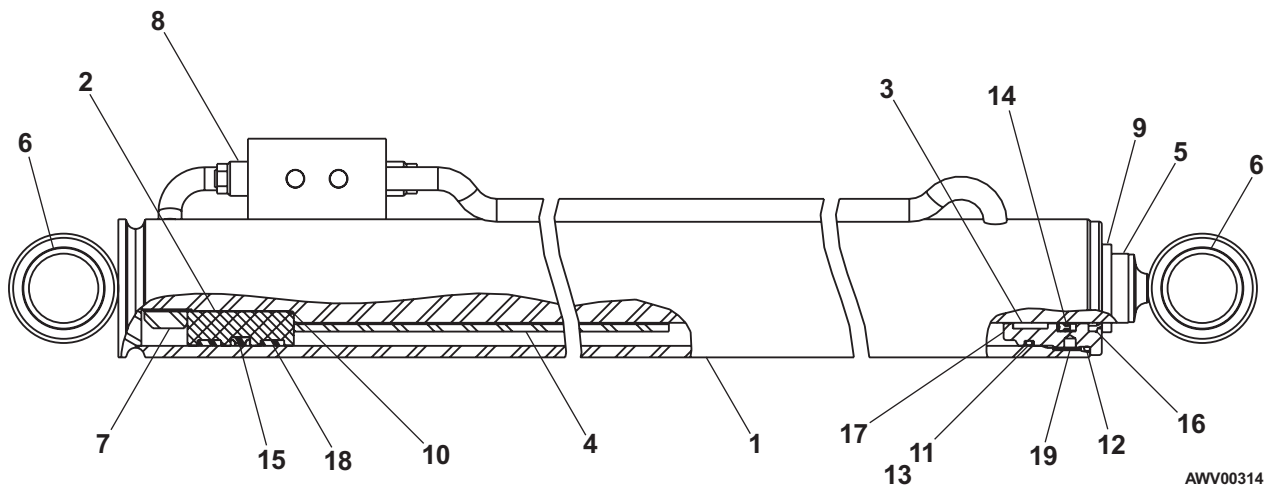
| item | part no | qty | description |
|------|------------|-----|-----------------------------------------------------|
| 1 | 0162795 | 1 | Jib cylinder |
| 2 | 0162783-99 | 1 | Cylinder, jib - (see page 2-48 for parts breakdown) |
| 2 | 5035321 | 2 | Straight thread 90° elbow |



AWM00268

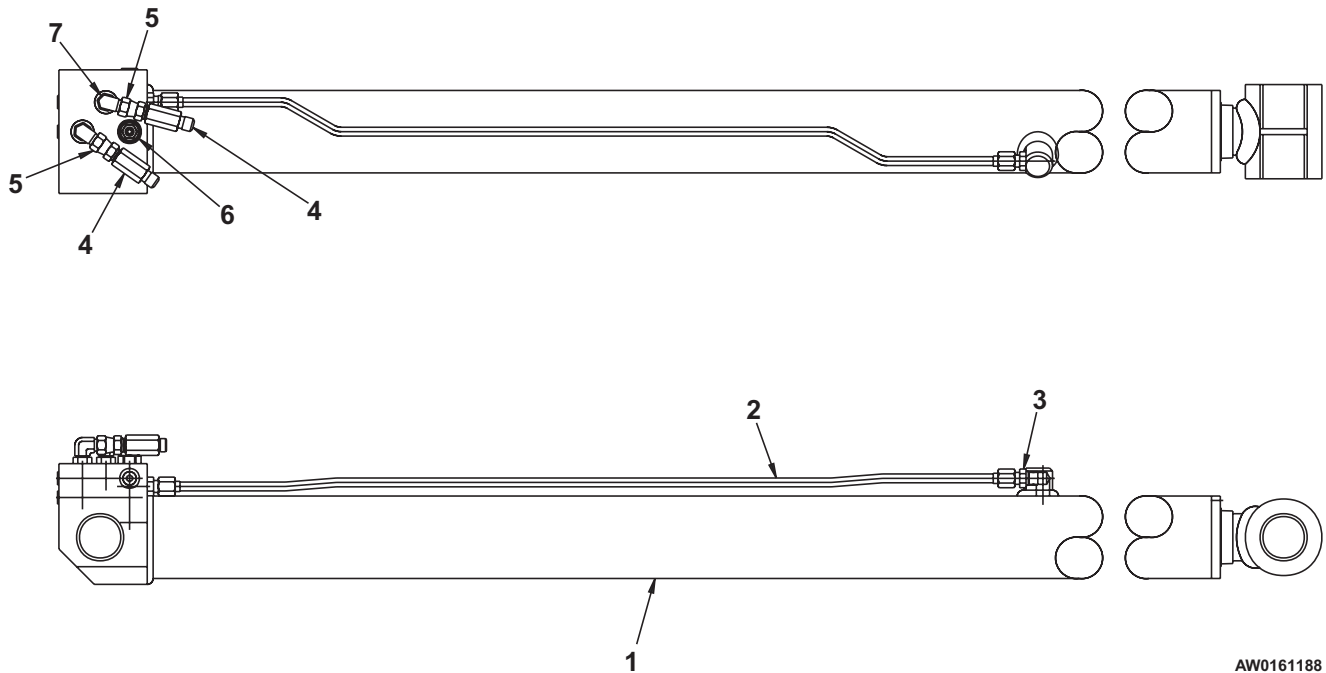
Cylinder, jib - Rosenboom

| item | part no | qty | description |
|------|------------|-----|-----------------------------------------------------------------|
| | 0162783-99 | 1 | Cylinder, jib - Rosenboom |
| | 0162478 | 1 | Seal repair kit - (kit includes items 10 through 19) |
| 1 | | 1 | Tube - (not sold separately) |
| 2 | 6091233 | 1 | Piston |
| 3 | 6091234 | 1 | Head gland |
| 4 | 6091235 | 1 | Rod spacer |
| 5 | 6091236 | 1 | Rod |
| 6 | 561126 | 4 | Bearing |
| 7 | 6091237 | 1 | Locking nut |
| 8 | 6010488 | 2 | Cartridge counterbalance valve - (factory preset, do not reset) |
| | 6091190 | 1 | Seal repair kit |
| 9 | 6091238 | 1 | Square ring - (paint screen) |
| 10 | Kit item | 1 | O-ring - (not sold separately) |
| 11 | Kit item | 1 | O-ring - (not sold separately) |
| 12 | Kit item | 1 | O-ring - (not sold separately) |
| 13 | Kit item | 1 | Back-up ring - (not sold separately) |
| 14 | Kit item | 1 | Deep Z-seal - (not sold separately) |
| 15 | Kit item | 1 | Capped T-seal - (not sold separately) |
| 16 | Kit item | 1 | Rod wiper - (not sold separately) |
| 17 | Kit item | 1 | Wearband - (not sold separately) |
| 18 | Kit item | 1 | Wearband - (not sold separately) |
| 19 | Kit item | 1 | Locking insert - (not sold separately) |



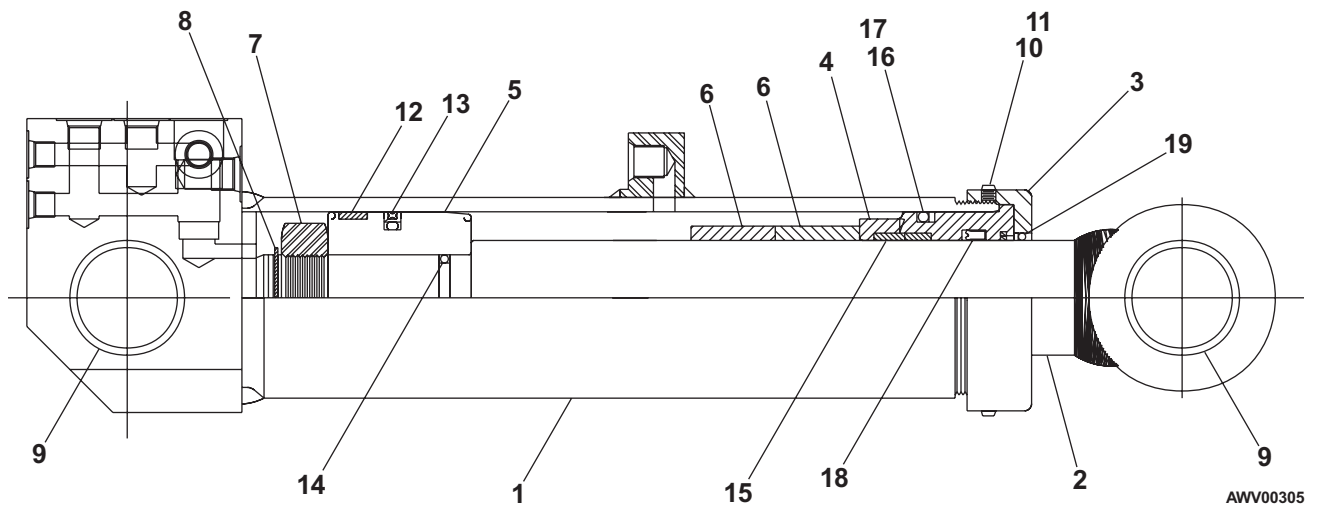
Main boom lift cylinder

| item | part no | qty | description |
|------|------------|-----|-------------------------------------------------------------------------------------------------------|
| 1 | 0161188-99 | 1 | Main boom lift cylinder |
| | 0160542-99 | 1 | Cylinder, main boom lift (see page 2-50 for Green cylinder) (see page 2-51 for Prince cylinder) |
| 2 | 0160797 | 1 | Transfer tube |
| 3 | 5065707 | 2 | Straight thread adapter |
| 4 | 0161835 | 2 | Check valve, .062 inch diameter |
| 5 | 5025003-99 | 2 | Swivel adapter |
| 6 | 6010488 | 1 | Cartridge counterbalance valve - (factory preset, do not reset) |
| | 6091190 | 1 | Seal repair kit |
| 7 | 5035305 | 2 | Straight thread 90° elbow |



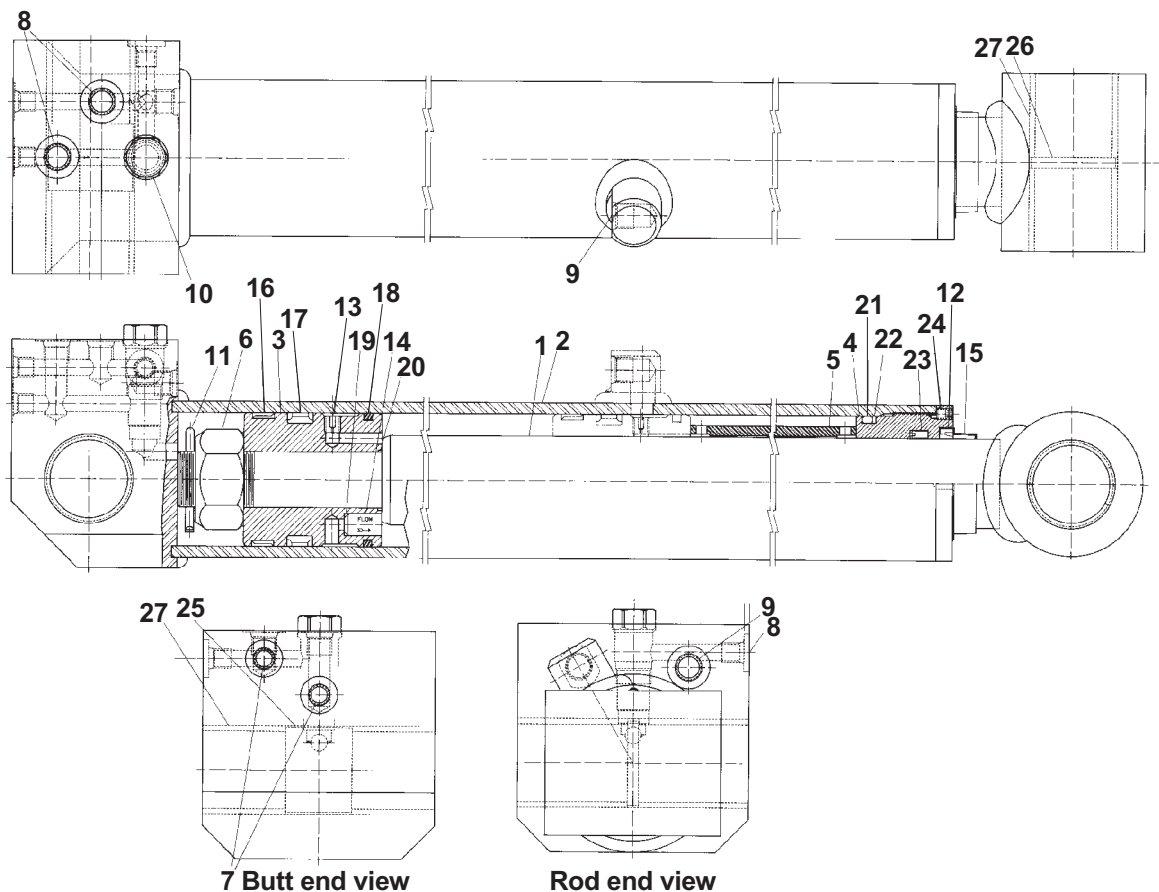
Cylinder, main boom lift - Green

| item | part no | qty | description |
|------|------------|-----|------------------------------------------------------|
| | 0160542-99 | 1 | Cylinder, main boom lift - Green |
| | 8070847 | 1 | Seal repair kit - (kit includes items 12 through 19) |
| 1 | | 1 | Cylinder barrel - (not sold separately) |
| 2 | 8070842 | 1 | Rod |
| 3 | 8070845 | 1 | Cap |
| 4 | 8070844 | 1 | Gland |
| 5 | 8070843 | 1 | Piston |
| 6 | 8070846 | 2 | Stop tube |
| 7 | 8070840 | 1 | Jam lock nut |
| 8 | 8070839 | 1 | Retaining ring |
| 9 | 8070836 | 4 | Bearing |
| 10 | 6091058 | 2 | Nylon ball |
| 11 | 5560339 | 2 | Set screw |
| 12 | Kit item | 1 | Wear ring - (not sold separately) |
| 13 | Kit item | 1 | Piston seal - (not sold separately) |
| 14 | Kit item | 1 | O-ring - (not sold separately) |
| 15 | Kit item | 2 | Wear ring - (not sold separately) |
| 16 | Kit item | 1 | O-ring - (not sold separately) |
| 17 | Kit item | 1 | Back-up - (not sold separately) |
| 18 | Kit item | 1 | Rod wiper - (not sold separately) |
| 19 | Kit item | 1 | Rod seal - (not sold separately) |



Cylinder, main boom lift - Prince

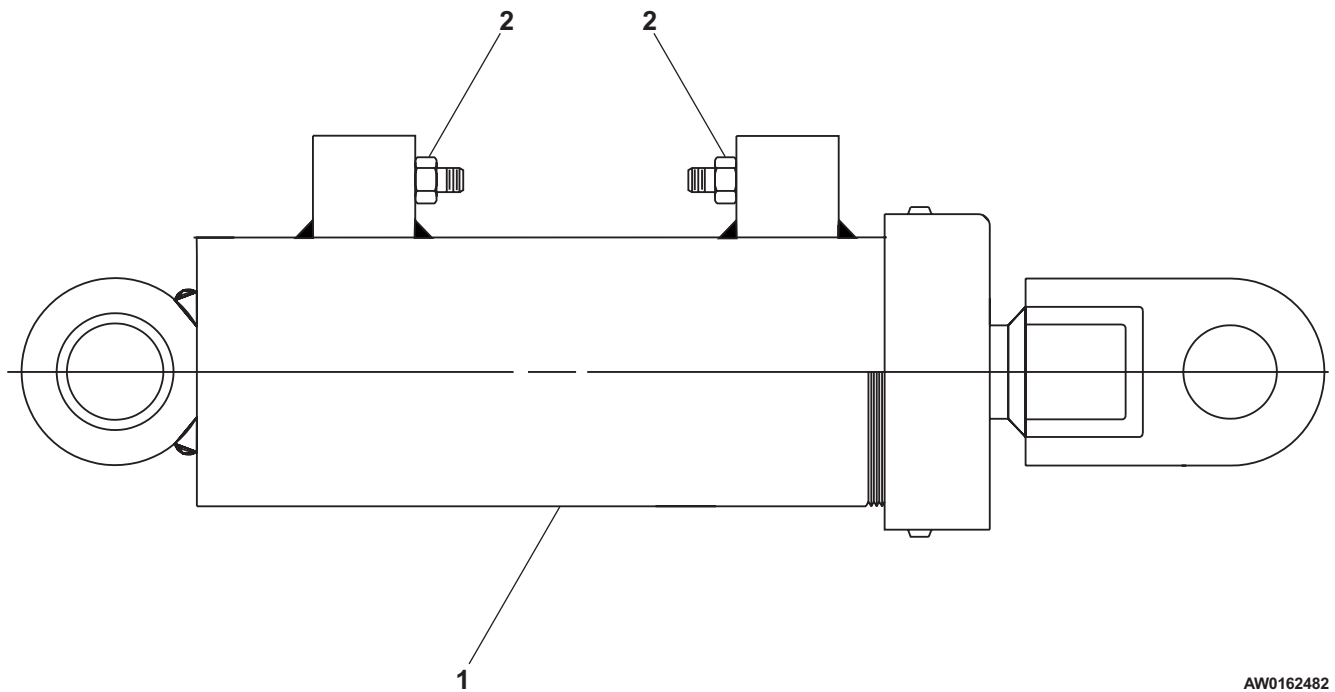
| item | part no | qty | description |
|------|------------|-----|------------------------------------------------------|
| | 0160542-99 | 1 | Cylinder, main boom lift - Prince |
| | 0161755 | 1 | Seal repair kit - (kit includes items 16 through 24) |
| 1 | 6091084 | 1 | Piston rod |
| 2 | | 1 | Butt and tube - (not sold separately) |
| 3 | 6091086 | 1 | Piston |
| 4 | 6091087 | 1 | Gland |
| 5 | 8160170 | 1 | Spacer |
| 6 | 6091082 | 1 | Locknut |
| 7 | 8160171 | 2 | Plug, shipping |
| 8 | 8160173 | 1 | Plug, shipping |
| 9 | 8160131 | 4 | Plug, shipping |
| 10 | 8160172 | 1 | Counterbalance cavity plug |
| 11 | 8160211 | 1 | Cotter pin |
| 12 | 6091083 | 1 | Set screw |
| 13 | 8160240 | 1 | Orifice plug |
| 14 | 8160241 | 1 | Check valve |
| 15 | 8160242 | 1 | Rod and wiper cover |
| 16 | Kit item | 1 | Bearing ring - (not sold separately) |
| 17 | Kit item | 1 | Capped T-seal - (not sold separately) |
| 18 | Kit item | 1 | Piston ring - (not sold separately) |
| 19 | Kit item | 1 | O-ring - (not sold separately) |
| 20 | Kit item | 1 | O-ring - (not sold separately) |
| 21 | Kit item | 1 | O-ring - (not sold separately) |
| 22 | Kit item | 1 | BU-washer - (not sold separately) |
| 23 | Kit item | 1 | U-cup - (not sold separately) |
| 24 | Kit item | 1 | Wiper - (not sold separately) |
| 25 | 8160251 | 1 | Spacer |
| 26 | 8160252 | 1 | Spacer |
| 27 | 8160253 | 4 | Bushing |



AWV00252

Master level cylinder

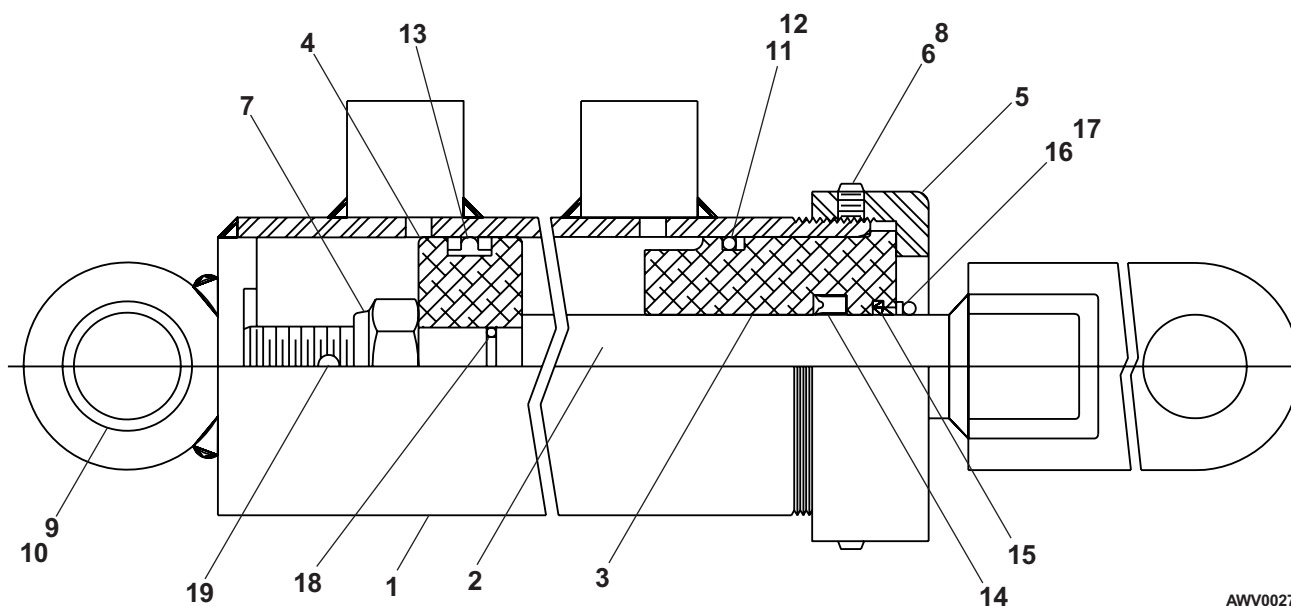
| item | part no | qty | description |
|------|------------|-----|-----------------------------------------------------------------|
| 1 | 0162482 | 1 | Master level cylinder |
| | 0150045-99 | 1 | Cylinder, master level - (see page 2-53 for Green cylinder) |
| | 0150045-99 | 1 | Cylinder, master level - (see page 2-54 for Prince cylinder) |
| | 0153278-99 | 1 | Cylinder, master level - (see page 2-55 for Rosenboom cylinder) |
| 2 | 5065703 | 2 | Straight thread adapter |



AW0162482

Cylinder, master level - Green

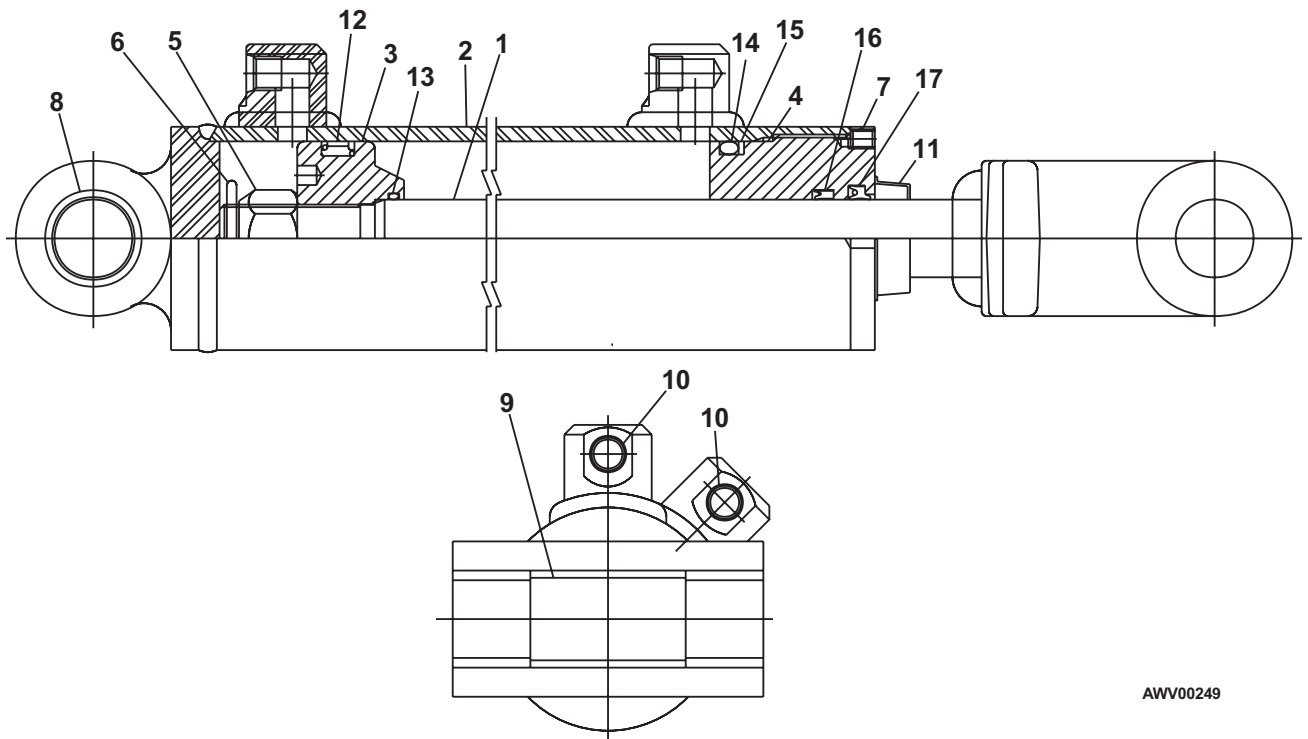
| item | part no | qty | description |
|------|------------|-----|------------------------------------------------------|
| | 0150045-99 | 1 | Cylinder, master level - Green |
| | 0150556 | 1 | Seal repair kit - (kit includes items 11 through 19) |
| 1 | | 1 | Cylinder barrel - (not sold separately) |
| 2 | 6091132 | 1 | Rod |
| 3 | 6091061 | 1 | Gland |
| 4 | 6091131 | 1 | Piston |
| 5 | 8070462 | 1 | Cap |
| 6 | 5560339 | 2 | Set screw |
| 7 | 6091093 | 1 | Full lock nut |
| 8 | 6091058 | 2 | Nylon ball |
| 9 | 8070832 | 2 | Bearing |
| 10 | 8070831 | 1 | Bearing spacer |
| 11 | Kit item | 1 | O-ring - (not sold separately) |
| 12 | Kit item | 1 | Back-up - (not sold separately) |
| 13 | Kit item | 1 | Piston seal - (not sold separately) |
| 14 | Kit item | 1 | Rod seal - (not sold separately) |
| 15 | Kit item | 1 | Dust seal - (not sold separately) |
| 16 | Kit item | 1 | Oil seal - (not sold separately) |
| 17 | Kit item | 1 | U-cup seal - (not sold separately) |
| 18 | Kit item | 1 | O-ring - (not sold separately) |
| 19 | Kit item | 1 | Cotter pin - (not sold separately) |



AWV00276

Cylinder, master level - Prince

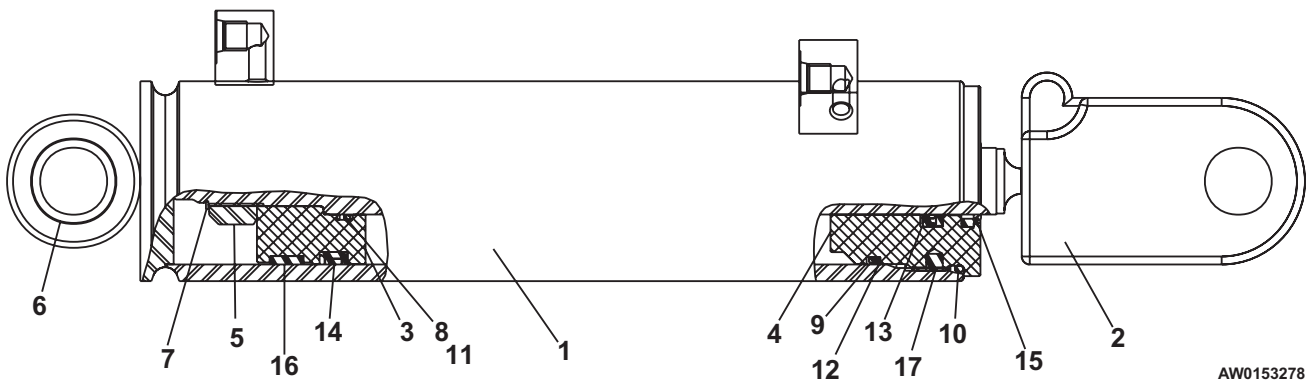
| item | part no | qty | description |
|------|------------|-----|------------------------------------------------------|
| | 0150045-99 | 1 | Cylinder, master level - Prince |
| | 8160051 | 1 | Seal repair kit - (kit includes items 12 through 17) |
| 1 | 8160183 | 1 | Piston rod |
| 2 | | 1 | Butt and tube - (not sold separately) |
| 3 | 8160185 | 1 | Piston |
| 4 | 8160186 | 1 | Gland |
| 5 | 6091104 | 1 | Locknut |
| 6 | 8160174 | 1 | Cotter pin |
| 7 | 8160187 | 1 | Set screw |
| 8 | 8160188 | 2 | Bushing |
| 9 | 8160189 | 1 | Spacer |
| 10 | 8160171 | 2 | Plug, shipping |
| 11 | 8160175 | 1 | Rod and wiper cover |
| 12 | Kit item | 1 | Capped T-seal - (not sold separately) |
| 13 | Kit item | 1 | O-ring - (not sold separately) |
| 14 | Kit item | 1 | O-ring - (not sold separately) |
| 15 | Kit item | 1 | BU-washer - (not sold separately) |
| 16 | Kit item | 1 | U-cup - (not sold separately) |
| 17 | Kit item | 1 | Wiper - (not sold separately) |



AWV00249

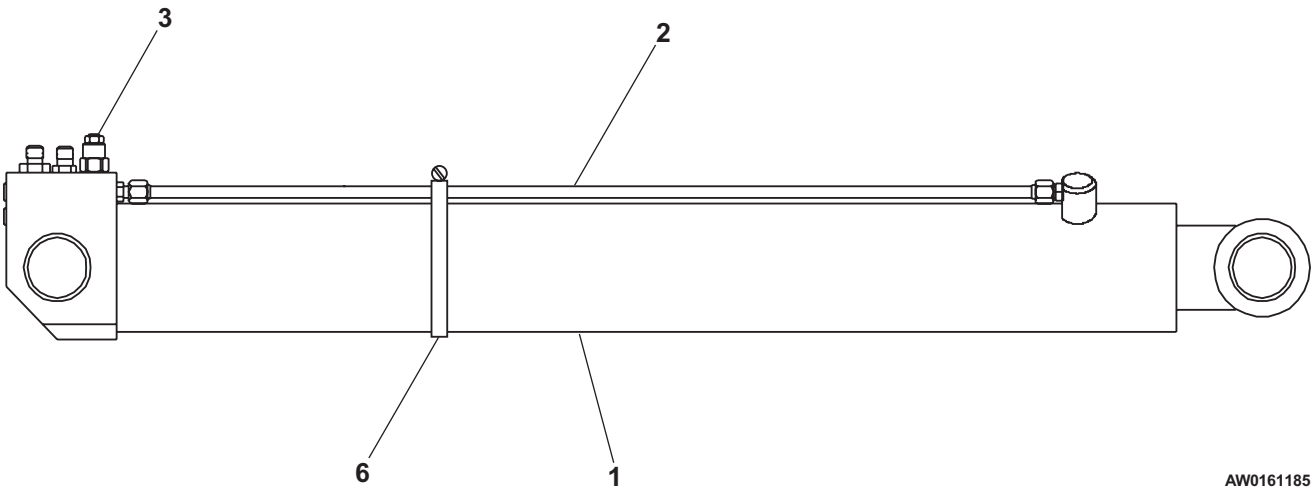
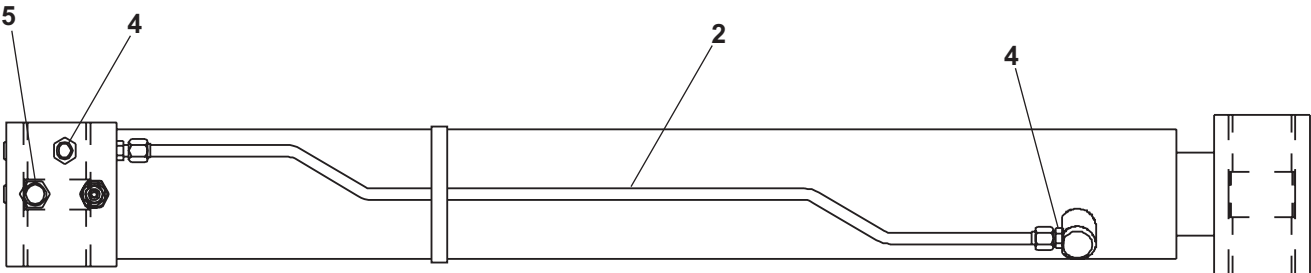
Cylinder, master level - Rosenboom

| item | part no | qty | description |
|------|------------|-----|-----------------------------------------------------|
| | 0153278-99 | 1 | Cylinder, master level - Rosenboom |
| | 6091333 | 1 | Seal repair kit - (kit includes items 7 through 17) |
| 1 | | 1 | Tube - (not sold separately) |
| 2 | 6091372 | 1 | Rod |
| 3 | 6091331 | 1 | Piston |
| 4 | 6091336 | 1 | Head gland |
| 5 | 6091282 | 1 | Locknut |
| 6 | 2500034 | 2 | Bearing |
| 7 | Kit item | 1 | Snap ring - (not sold separately) |
| 8 | Kit item | 1 | O-ring - (not sold separately) |
| 9 | Kit item | 1 | O-ring - (not sold separately) |
| 10 | Kit item | 1 | O-ring - (not sold separately) |
| 11 | Kit item | 2 | Backup ring - (not sold separately) |
| 12 | Kit item | 1 | Backup ring - (not sold separately) |
| 13 | Kit item | 1 | Deep Z-seal - (not sold separately) |
| 14 | Kit item | 1 | Capped T-seal - (not sold separately) |
| 15 | Kit item | 1 | Rod wiper - (not sold separately) |
| 16 | Kit item | 1 | Wearband - (not sold separately) |
| 17 | Kit item | 1 | Locking insert - (not sold separately) |



Riser lift cylinder

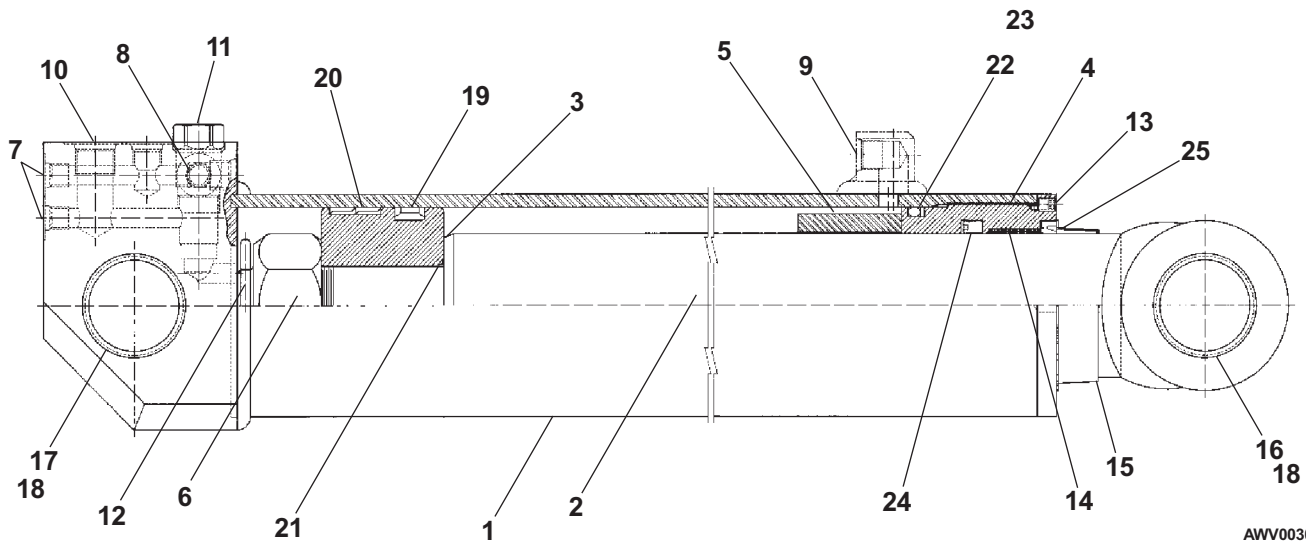
| item | part no | qty | description |
|------|------------|-----|------------------------------------------------------------|
| | 0161185-99 | 1 | Riser lift cylinder |
| 1 | 0160523-99 | 1 | Cylinder, riser lift - (see page 2-57 for Prince cylinder) |
| 2 | 0160796 | 1 | Transfer tube |
| 3 | 6010794 | 1 | Cartridge holding valve - (factory preset, do not reset) |
| | 0150563 | 1 | Seal repair kit |
| 4 | 5065707 | 1 | Straight thread adapter |
| 5 | 5065708 | 3 | Straight thread adapter |
| 6 | 5550105 | 1 | Clamp |



AW0161185

Cylinder, riser lift - Prince

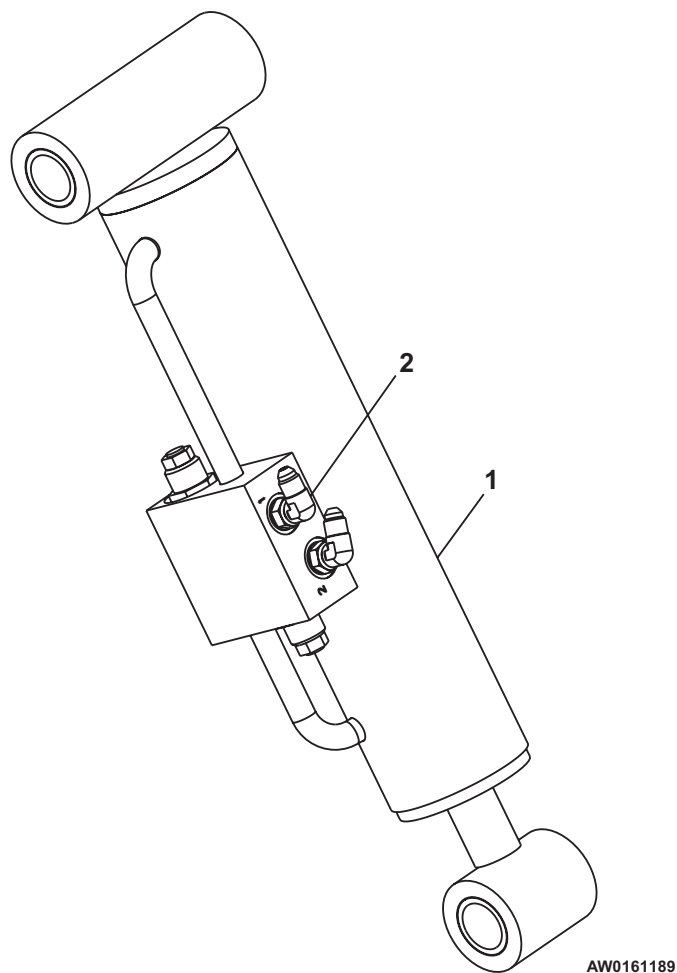
| item | part no | qty | description |
|------|------------|-----|------------------------------------------------------|
| | 0160523-99 | 1 | Cylinder, riser lift - Prince |
| | 0161758 | 1 | Seal repair kit - (kit includes items 19 through 25) |
| 1 | | 1 | Butt and tube - (not sold separately) |
| 2 | 6091088 | 1 | Rod |
| 3 | 6091090 | 1 | Piston |
| 4 | 6091091 | 1 | Gland |
| 5 | 6091092 | 1 | Spacer |
| 6 | 6091093 | 1 | Full lock nut |
| 7 | 8160171 | 2 | Plug, shipping |
| 8 | 8160173 | 1 | Plug, shipping |
| 9 | 8160131 | 3 | Plug, shipping |
| 10 | 8160132 | 1 | Plug |
| 11 | 8160172 | 1 | Counterbalance cavity plug |
| 12 | 8160212 | 1 | Cotter pin |
| 13 | 6091083 | 1 | Set screw |
| 14 | 8160325 | 1 | Bushing |
| 15 | 8160326 | 1 | Rod wiper and cover |
| 16 | 8160251 | 1 | Bushing spacer |
| 17 | 8160333 | 1 | Bushing spacer |
| 18 | 8160253 | 4 | Bushing |
| 19 | Kit item | 1 | Capped T seal - (not sold separately) |
| 20 | Kit item | 2 | Bearing ring - (not sold separately) |
| 21 | Kit item | 1 | O-ring - (not sold separately) |
| 22 | Kit item | 1 | O-ring - (not sold separately) |
| 23 | Kit item | 1 | BU-washer - (not sold separately) |
| 24 | Kit item | 1 | U-cup - (not sold separately) |
| 25 | Kit item | 1 | Wiper - (not sold separately) |



AWV00309

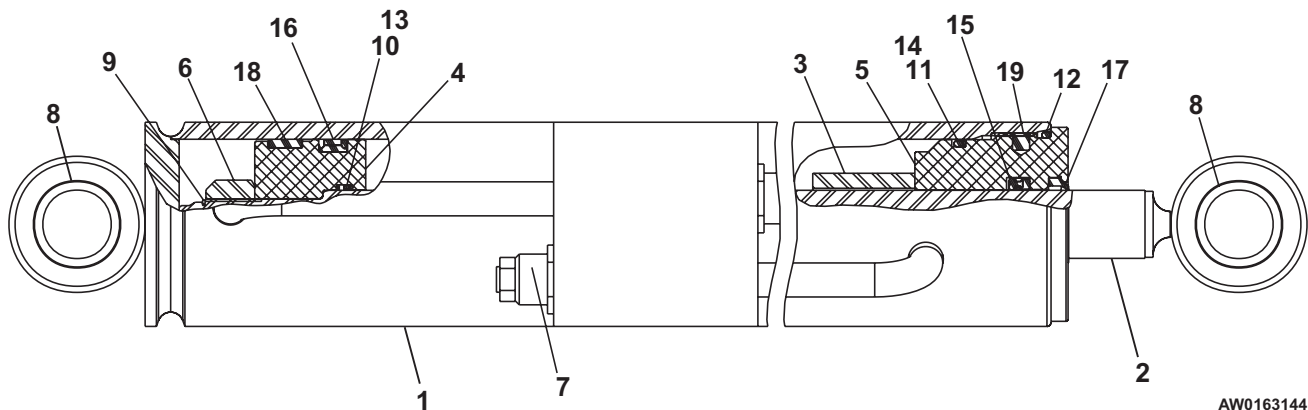
Slave level cylinder

| item | part no | qty | description |
|------|------------|-----|-------------------------------------------------------------|
| | 0161189-99 | 1 | Slave level Cylinder |
| 1 | 0163144 | 1 | Cylinder, slave level - (see page 2-59 for parts breakdown) |
| 2 | 5035305 | 2 | Straight thread 90° elbow |



Cylinder, slave level - Rosenboom

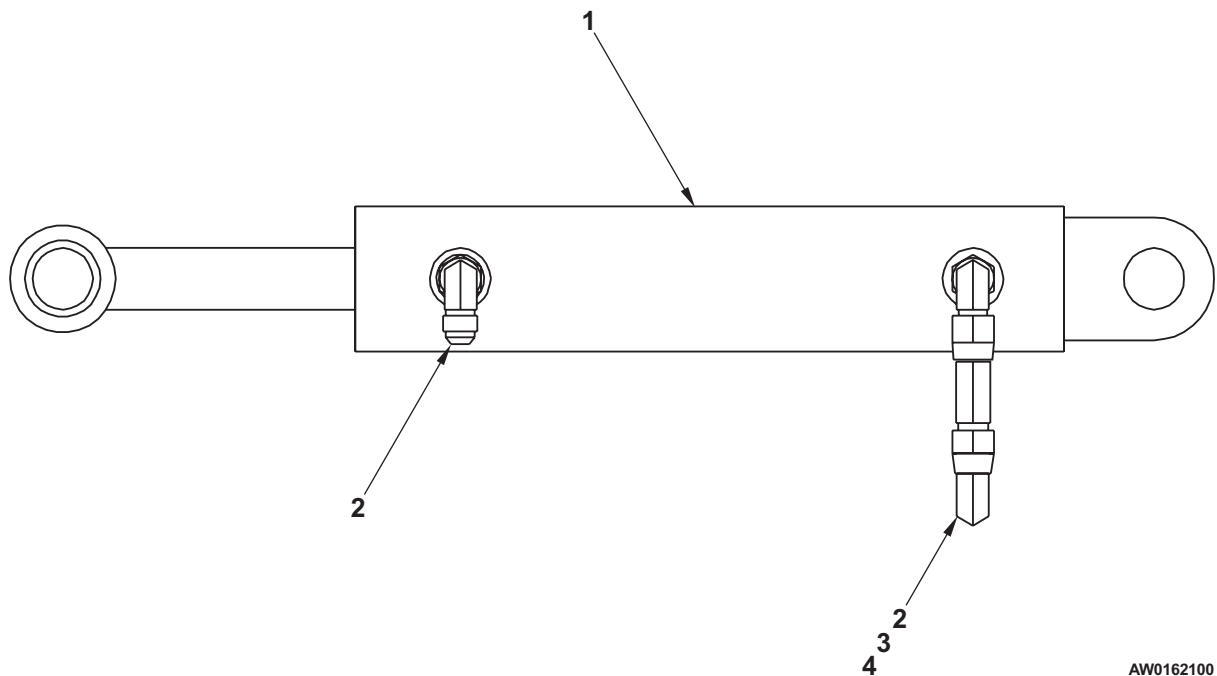
| item | part no | qty | description |
|------|----------|-----|----------------------------------------------------------|
| | 0163144 | 1 | Cylinder, slave level - Rosenboom |
| | 6091333 | 1 | Seal repair kit - (kit includes items 9 through 19) |
| 1 | | 1 | Tube - (not sold separately) |
| 2 | 6091369 | 1 | Rod |
| 3 | 6091370 | 1 | Rod spacer |
| 4 | 6091331 | 1 | Piston |
| 5 | 6091336 | 1 | Head gland |
| 6 | 6091282 | 1 | Locknut |
| 7 | 6010794 | 2 | Cartridge holding valve - (factory preset, do not reset) |
| | 0150563 | 1 | Seal repair kit |
| 8 | 2500034 | 4 | Bearing |
| 9 | Kit item | 1 | Snap ring - (not sold separately) |
| 10 | Kit item | 1 | O-ring - (not sold separately) |
| 11 | Kit item | 1 | O-ring - (not sold separately) |
| 12 | Kit item | 1 | O-ring - (not sold separately) |
| 13 | Kit item | 2 | Back-up - (not sold separately) |
| 14 | Kit item | 1 | Back-up - (not sold separately) |
| 15 | Kit item | 1 | Deep Z-seal - (not sold separately) |
| 16 | Kit item | 1 | Capped T-seal - (not sold separately) |
| 17 | Kit item | 1 | Rod wiper - (not sold separately) |
| 18 | Kit item | 1 | Wearband - (not sold separately) |
| 19 | Kit item | 1 | Locking insert - (not sold separately) |



AW0163144

Steer cylinder

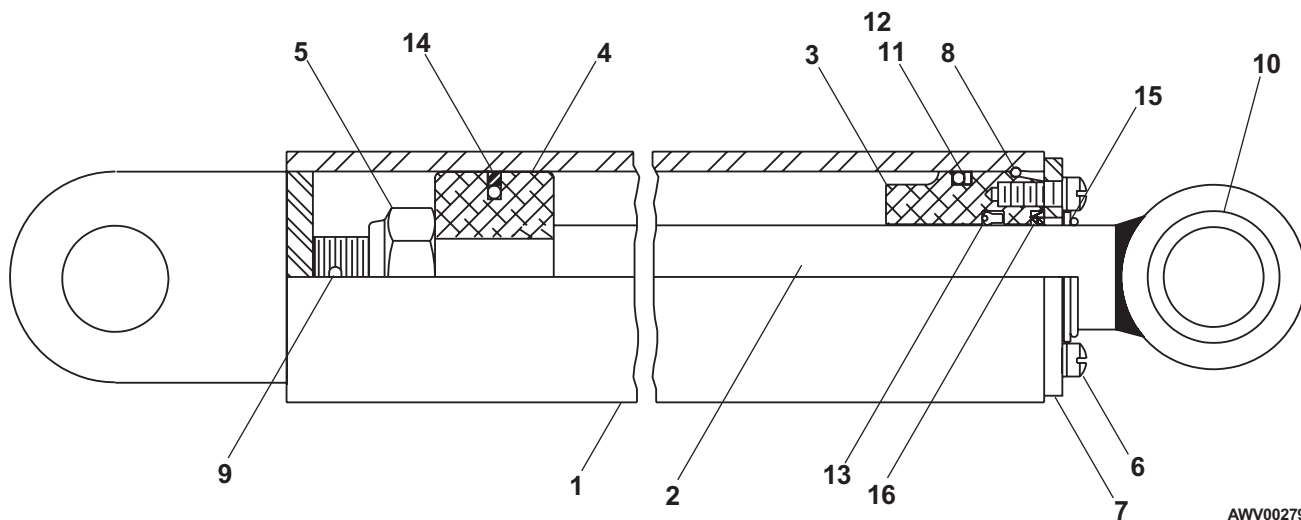
| item | part no | qty | description |
|------|------------|-----|-------------------------------------------------------------------------------------------------|
| 1 | 0162100 | 1 | Steer cylinder |
| | 0161911-99 | 1 | Cylinder, steering (see page 2-61 for Green cylinder) (see page 2-62 for Prince cylinder) |
| 2 | 5035305 | 2 | Straight thread 90° elbow |
| 3 | 5036705 | 1 | Swivel nut run tee |
| 4 | 5037005 | 1 | Swivel nut 90° elbow |



AW0162100

Cylinder, steering - Green

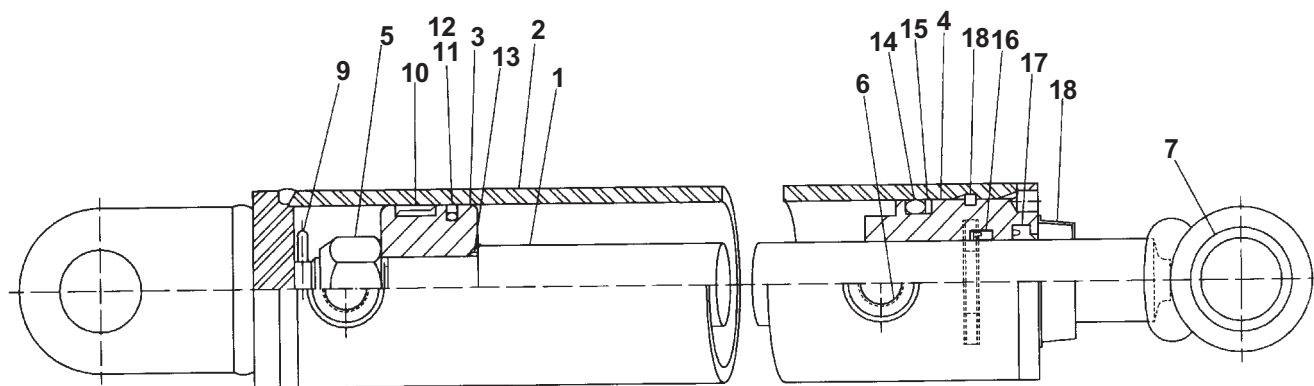
| item | part no | qty | description |
|------|------------|-----|------------------------------------------------------|
| | 0161911-99 | 1 | Cylinder, steering - Green |
| | 0150557 | | Seal repair kit - (kit includes items 11 through 16) |
| 1 | | 1 | Cylinder barrel - (not sold separately) |
| 2 | 8070245 | 1 | Rod |
| 3 | 8070204 | 1 | Sleeve |
| 4 | 6091094 | 1 | Piston |
| 5 | 6091093 | 1 | Full lock nut |
| 6 | 6091099 | 2 | Machine screw |
| 7 | 6091098 | 1 | Washer |
| 8 | 8070244 | 1 | Lockwire |
| 9 | 8070354 | 1 | Retaining ring |
| 10 | 2500061 | 1 | Bearing |
| 11 | Kit item | 1 | O-ring - (not sold separately) |
| 12 | Kit item | 1 | Back-up - (not sold separately) |
| 13 | Kit item | 1 | Rod seal - (not sold separately) |
| 14 | Kit item | 1 | Piston seal - (not sold separately) |
| 15 | Kit item | 1 | Oil seal - (not sold separately) |
| 16 | Kit item | 1 | Dust seal - (not sold separately) |



AWV00279

Cylinder, steering - Prince

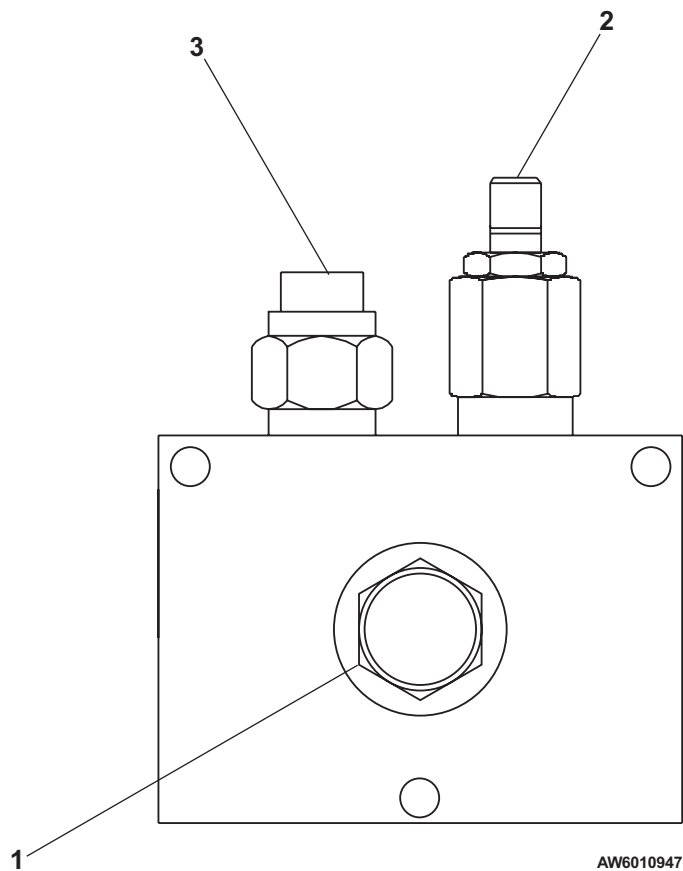
| item | part no | qty | description |
|------|------------|-----|------------------------------------------------------|
| | 0161911-99 | 1 | Cylinder, steering - Prince |
| | 160234 | 1 | Seal repair kit - (kit includes items 10 through 18) |
| 1 | 8160221 | 1 | Piston rod |
| 2 | | 1 | Butt and tube - (not sold separately) |
| 3 | 8160223 | 1 | Piston |
| 4 | 8160224 | 1 | Gland |
| 5 | 8160225 | 1 | Locknut |
| 6 | 8160131 | 2 | Port plug |
| 7 | 8160226 | 1 | Bushing |
| 8 | 8160175 | 1 | Rod and wiper cover |
| 9 | 8160174 | 1 | Cotter pin |
| 10 | Kit item | 1 | Wear ring - (not sold separately) |
| 11 | Kit item | 1 | Teflon seal - (not sold separately) |
| 12 | Kit item | 1 | O-ring - (not sold separately) |
| 13 | Kit item | 1 | O-ring - (not sold separately) |
| 14 | Kit item | 1 | O-ring - (not sold separately) |
| 15 | Kit item | 1 | BU-washer - (not sold separately) |
| 16 | Kit item | 1 | U-cup - (not sold separately) |
| 17 | Kit item | 1 | Wiper - (not sold separately) |
| 18 | Kit item | 1 | Square wire retainer - (not sold separately) |



AWV00256

Dynamic brake valve

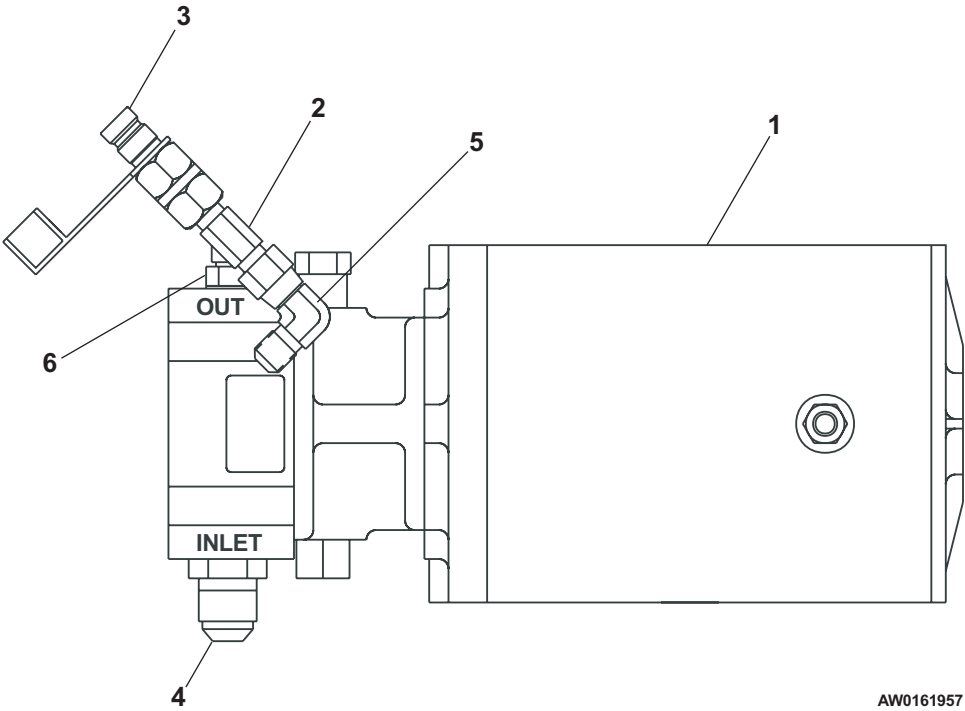
| item | part no | qty | description |
|------|---------|-----|----------------------|
| 1 | 6010947 | 1 | Dynamic brake valve |
| 2 | 6010979 | 1 | Shuttle valve |
| 2 | 6010980 | 2 | Sequence valve |
| 3 | 6010981 | 2 | Counterbalance valve |



AW6010947

Emergency power pump

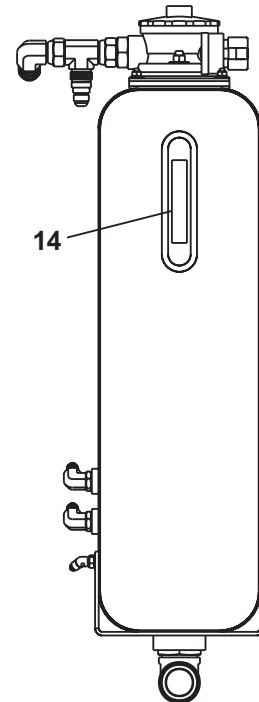
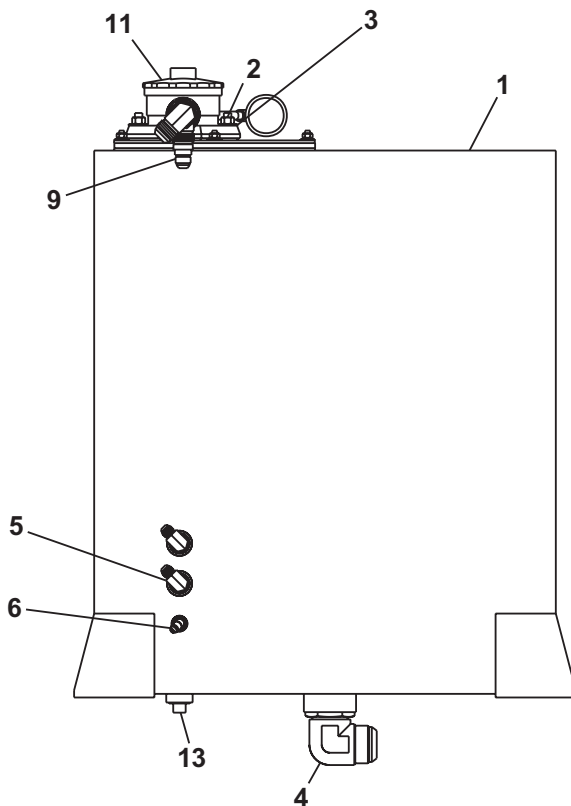
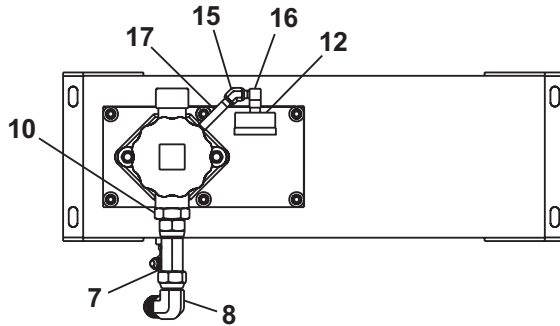
| item | part no | qty | description |
|------|---------|-----|-------------------------------------------------|
| | 0161957 | 1 | Emergency power pump |
| 1 | 6020058 | 1 | Emergency power unit |
| 2 | 5036805 | 1 | Swivel nut branch tee |
| 3 | 5070010 | 1 | Diagnostic nipple - (used on standard machines) |
| | 5070027 | 1 | Diagnostic nipple - (used on CE machines only) |
| 4 | 5065709 | 1 | Straight thread adapter |
| 5 | 5037005 | 1 | Swivel nut 90° elbow |
| 6 | 5035305 | 1 | Straight thread 90° elbow |



AW0161957

Hydraulic oil reservoir

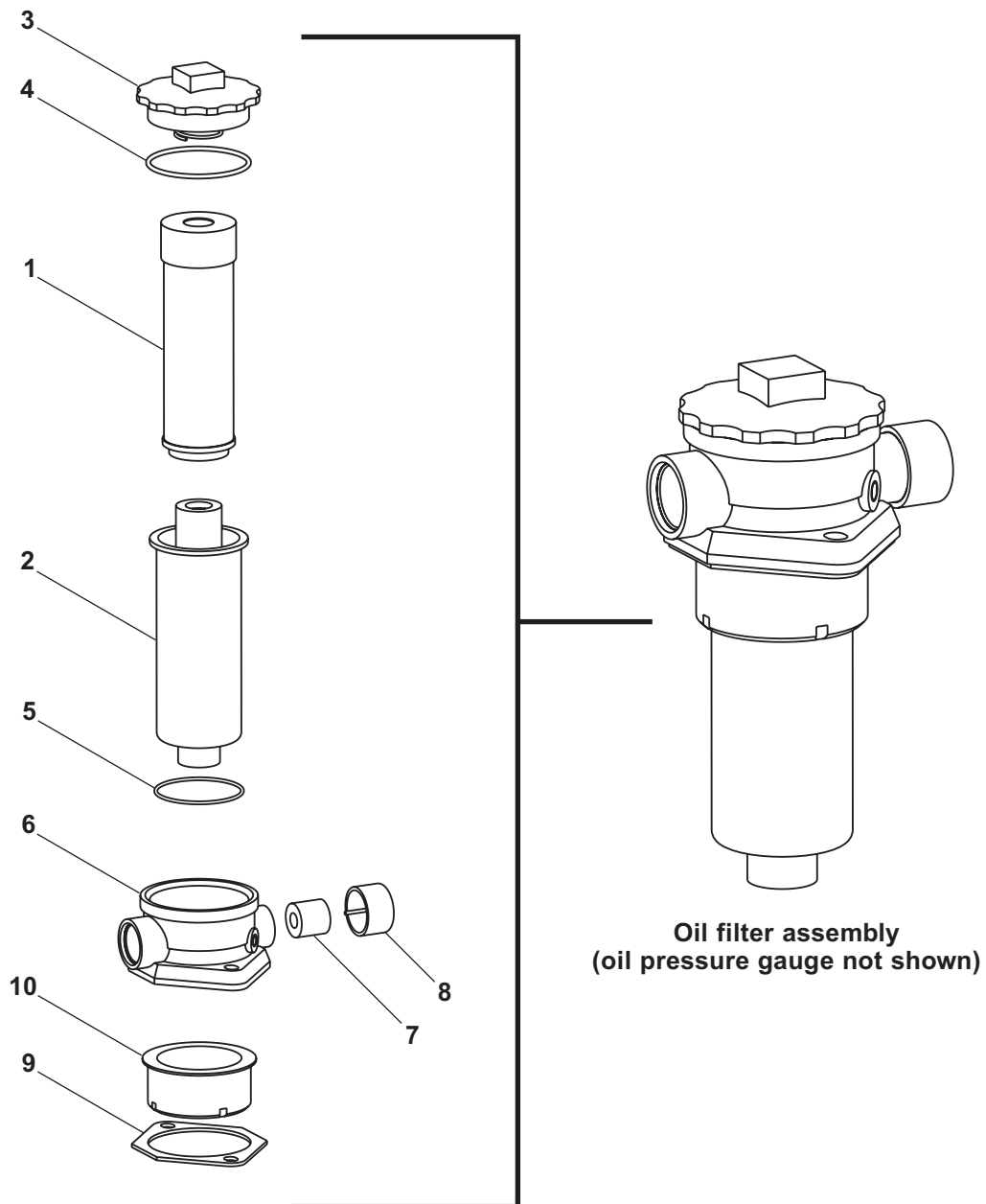
| item | part no | qty | description |
|------|------------|-----|------------------------------------------------------------|
| 1 | 0162596 | 1 | Hydraulic oil reservoir |
| | 0162701-99 | 1 | Hydraulic oil reservoir, 16.5 gallon capacity |
| | 0162703 | 1 | Replacement cover plate |
| | 0162794 | 1 | Replacement cover plate gasket |
| 2 | 984109 | 2 | Nut 3/8-16 hex |
| 3 | 986299 | 2 | Washer 3/8 medium flat |
| 4 | 5035313 | 1 | Straight thread 90° elbow |
| 5 | 5035320 | 2 | Straight thread 90° elbow |
| 6 | 5035703 | 1 | Straight thread 45° elbow |
| 7 | 5036708 | 1 | Swivel nut run tee |
| 8 | 5037008 | 1 | Swivel nut 90° elbow |
| 9 | 5064008 | 1 | Tube end reducer |
| 10 | 5065715 | 1 | Straight thread adapter |
| 11 | 5080069 | 1 | Hydraulic oil filter - (see page 2-66 for parts breakdown) |
| 12 | 5080081 | 1 | Oil pressure gauge - (included with hydraulic oil filter) |
| 13 | 5089663 | 1 | Magnetic plug |
| 14 | 5090007 | 1 | Liquid level gauge with thermometer |
| 15 | 7734401 | 1 | Pipe 45° elbow, 1/8 inch NPT |
| 16 | 7734701 | 1 | Street 90° elbow, 1/8 inch NPT |
| 17 | 7740120 | 1 | Nipple, 1/8 inch NPT x 2-1/2 inch long |



AW0162596

Hydraulic oil filter

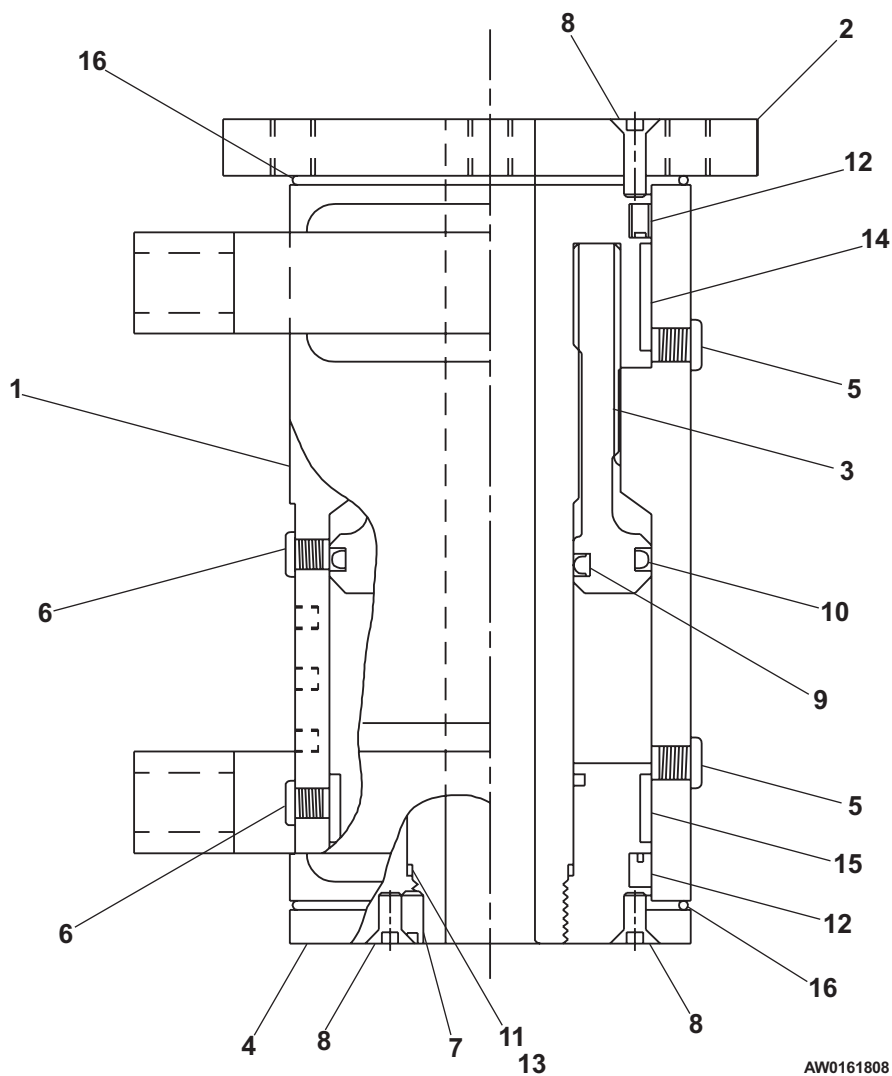
| item | part no | qty | description |
|------|---------|-----|------------------------------------------------------|
| | 5080069 | 1 | Hydraulic oil filter - (includes oil pressure gauge) |
| | 5080081 | 1 | Oil pressure gauge |
| 1 | 5080070 | 1 | Filter, 8 inch - 3 micron |
| 2 | 5080075 | 1 | Filter bowl |
| 3 | 5080072 | 1 | Cover |
| 4 | 5080074 | 1 | Cover o-ring |
| 5 | 5080076 | 1 | Bowl o-ring |
| 6 | 5080077 | 1 | Head |
| 7 | 5080078 | 1 | Air breather |
| 8 | 5080079 | 1 | Air breather cover |
| 9 | 5080080 | 1 | Bowl gasket |
| 10 | 5080082 | 1 | Air diffuser |



AW5080069

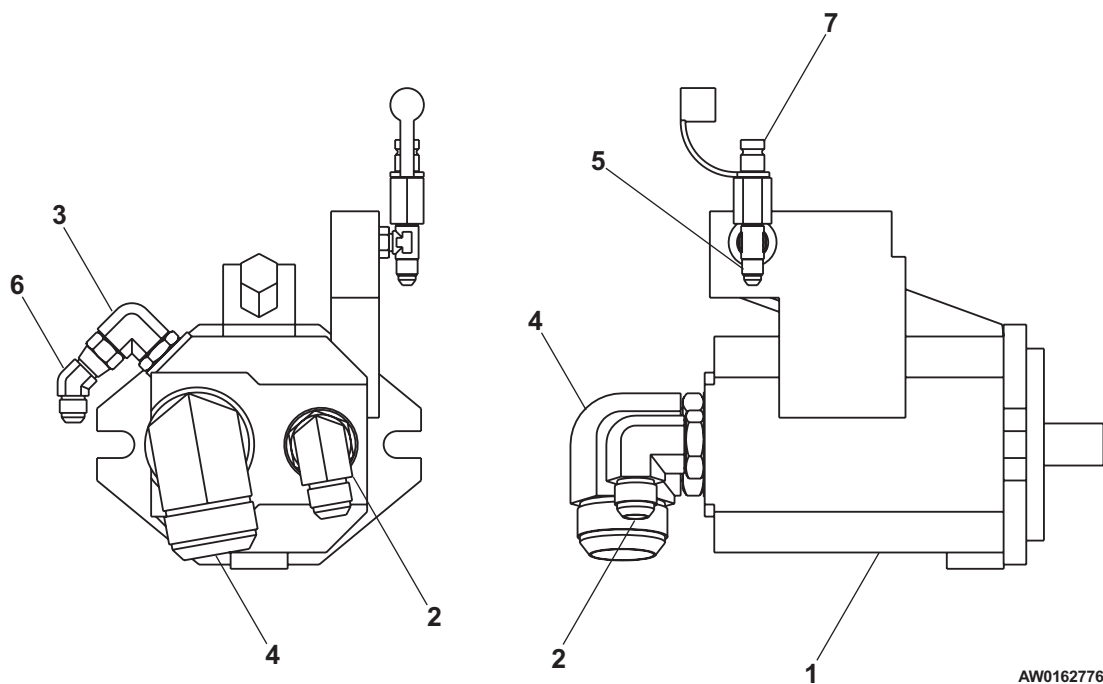
Hydraulic platform rotator

| item | part no | qty | description |
|------|------------|-----|---------------------------------------|
| | 0161808-99 | 1 | Hydraulic platform rotator |
| 1 | 0162525 | 1 | Housing |
| 2 | 0162626 | 1 | Shaft |
| 3 | 0162627 | 1 | Piston sleeve |
| 4 | 0162628 | 1 | End cap |
| 5 | 0162633 | 1 | Hardware kit |
| 6 | Kit item | 2 | plug - (not sold separately) |
| 7 | Kit item | 1 | Plug - (not sold separately) |
| 8 | Kit item | 2 | Dowel pin - (not sold separately) |
| 9 | Kit item | 6 | Capscrew - (not sold separately) |
| 10 | 8080111 | 1 | Seal kit |
| 11 | Kit item | 1 | Seal - (not sold separately) |
| 12 | Kit item | 1 | Seal - (not sold separately) |
| 13 | Kit item | 1 | O-ring - (not sold separately) |
| 14 | Kit item | 2 | U-cup seal - (not sold separately) |
| 15 | Kit item | 1 | Back-up ring - (not sold separately) |
| 16 | 0162634 | 1 | Bearing kit |
| 17 | Kit item | 1 | Wear ring - (not sold separately) |
| 18 | Kit item | 1 | Wear ring - (not sold separately) |
| 19 | Kit item | 2 | Thrust washer - (not sold separately) |



Hydraulic pump and fittings

| item | part no | qty | description |
|------|------------|-----|------------------------------------------------------|
| | 0162776 | 1 | Hydraulic pump and fittings |
| 1 | 0162777-79 | 1 | Hydraulic pump - (see page 2-69 for parts breakdown) |
| 2 | 5035317 | 1 | Straight thread 90° elbow |
| 3 | 5035320 | 1 | Straight thread 90° elbow |
| 4 | 5035332 | 1 | Straight thread 90° elbow |
| 5 | 5036503 | 1 | Straight thread branch tee |
| 6 | 5036905 | 1 | Swivel nut 45° elbow |
| 7 | 5070005 | 1 | Diagnostic nipple - (used on standard machines) |
| | 5070028 | 1 | Diagnostic nipple - (used on CE machines only) |

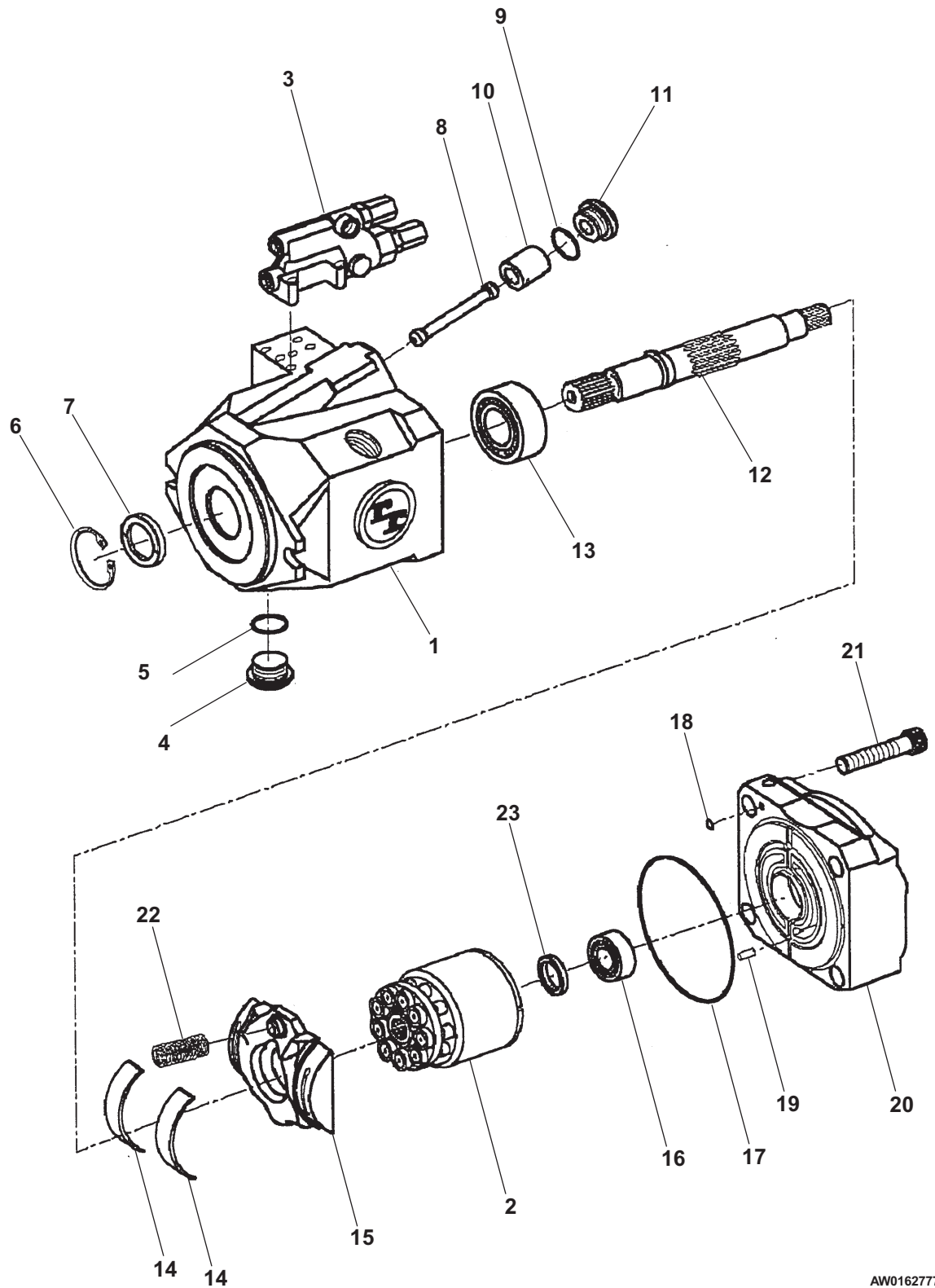


AW0162776

Hydraulic pump

| item | part no | qty | description |
|------|------------|-----|-----------------------------------------------------------|
| | 0162777-79 | 1 | Hydraulic pump |
| | 0162778 | 1 | Seal repair kit - (kit includes items 5, 7, 9, 17 and 18) |
| 1 | 0162587 | 1 | Pump housing |
| 2 | 0162858 | 1 | Rotary group |
| 3 | 0162859 | 1 | DFRI control |
| 4 | 0162860 | 1 | Pump plug |
| 5 | Kit item | 1 | O-ring - (not sold separately) |
| 6 | 0162861 | 1 | Seeger-V-ring |
| 7 | Kit item | 1 | Shaft seal - (not sold separately) |
| 8 | 0182862 | 1 | Pump rod |
| 9 | Kit item | 1 | O-ring - (not sold separately) |
| 10 | 0162863 | 1 | Piston |
| 11 | 0182864 | 1 | Pump plug |
| 12 | 0182865 | 1 | Shaft |
| 13 | 0162866 | 1 | Tapered roller bearing |
| 14 | 0182867 | 2 | Swash plate bearing |
| 15 | 0182868 | 1 | Swash plate |
| 16 | 0162869 | 1 | Tapered roller bearing |
| 17 | Kit item | 1 | O-ring - (not sold separately) |
| 18 | Kit item | 1 | O-ring - (not sold separately) |
| 19 | 0162870 | 1 | Dowel pin |
| 20 | 0162871 | 1 | Block port |
| 21 | 0162872 | 4 | Capscrew |
| 22 | 0162873 | 1 | Spring |
| 23 | | 1 | Preload shim - (contact factory for correct shim) |

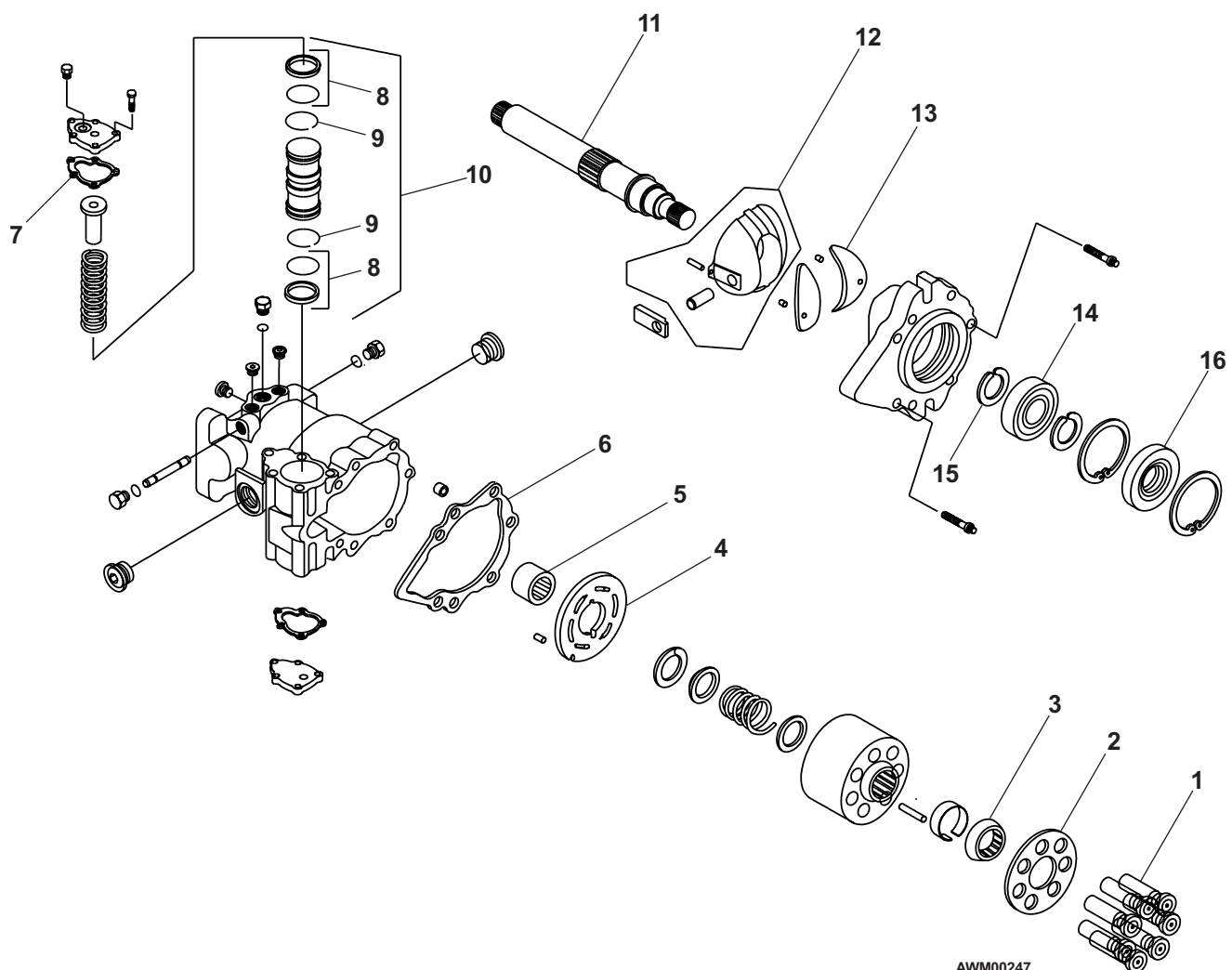
Hydraulic pump



AW0162777

Hydraulic drive motor

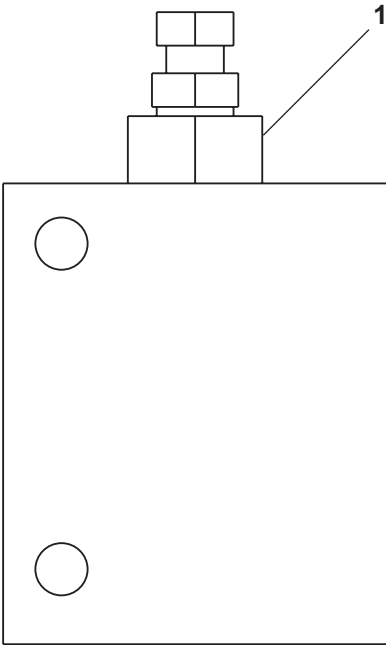
| item | part no | qty | description |
|------|------------|-----|--------------------------------------------------|
| | 6031593-79 | 1 | Hydraulic drive motor - (4 wheel drive machines) |
| | 6031594-79 | 1 | Hydraulic drive motor - (2 wheel drive machines) |
| 1 | 6091119 | 7 | Piston |
| 2 | 6091120 | 1 | Slipper guide |
| 3 | 6091121 | 1 | Retainer guide |
| 4 | 6091108 | 1 | Motor valve plate |
| 5 | 6091114 | 1 | Needle bearing |
| 6 | 6091113 | 1 | Front cover gasket |
| 7 | 6091115 | 2 | Servo gasket |
| 8 | 6091122 | 1 | Servo piston ring kit |
| 9 | 6091116 | 2 | Bearing ring |
| 10 | 6091123 | 1 | Servo piston kit |
| 11 | 6091118 | 1 | Shaft, 13 tooth spline |
| 12 | 6091109 | 1 | Variable swash plate |
| 13 | 6091110 | 1 | Journal bearing |
| 14 | 6091111 | 1 | Ball bearing |
| 15 | 6091112 | 2 | Ring |
| 16 | 6091117 | 1 | Lip seal |



AWM00247

Pressure reducing valve

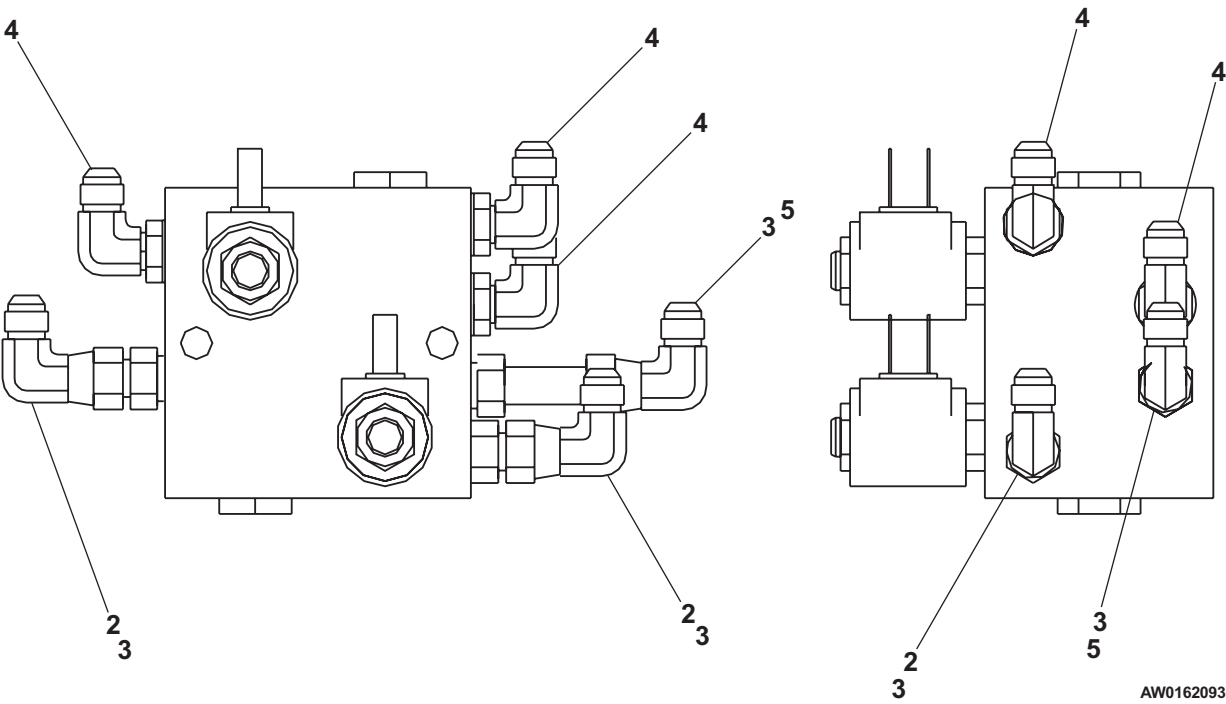
| item | part no | qty | description |
|------|---------|-----|--------------------------------------------------------------|
| 1 | 6018913 | 1 | Pressure reducing valve |
| | 6091190 | 1 | Seal repair kit |
| | 6091189 | 1 | Pressure reducing cartridge - (factory preset, do not reset) |



AW6018913

Rear steer valve

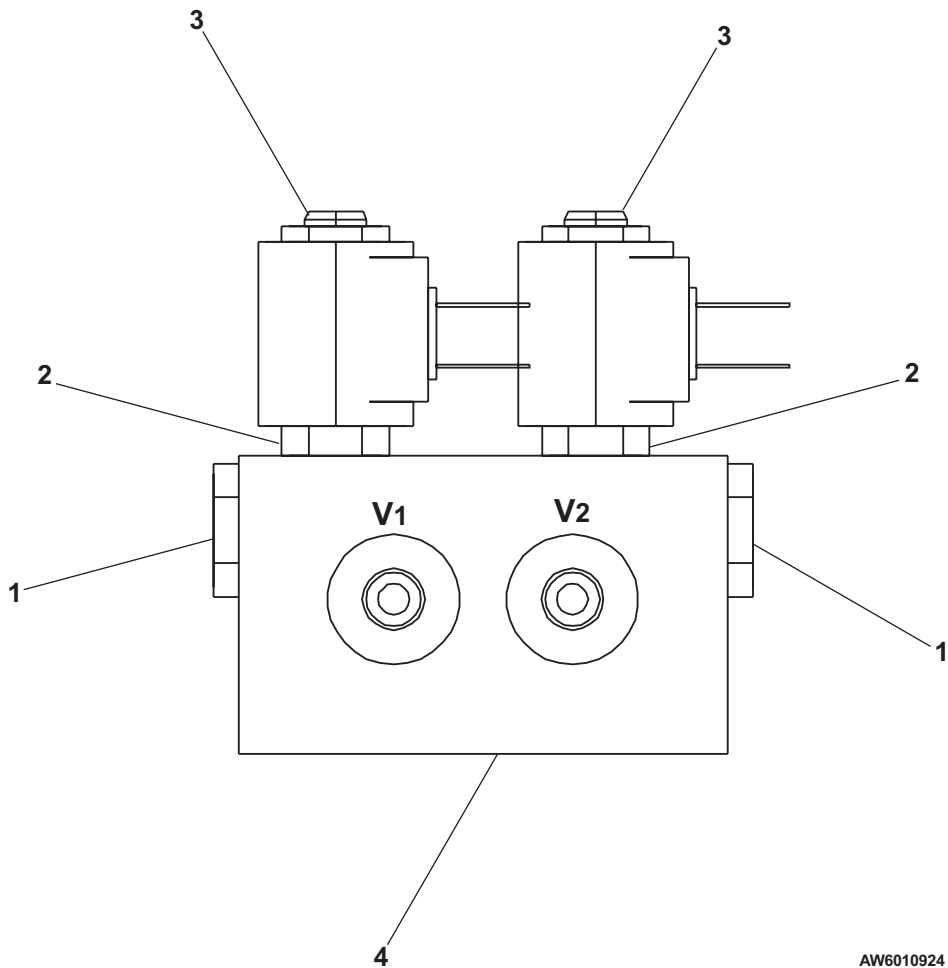
| item | part no | qty | description |
|------|---------|-----|---------------------------------------------------------|
| | 0162093 | 1 | Rear steer valve |
| 1 | 6010924 | 1 | Valve, rear steer - (see page 2-74 for parts breakdown) |
| 2 | 5065707 | 2 | Straight thread adapter |
| 3 | 5037005 | 3 | Swivel nut 90° elbow |
| 4 | 5035305 | 3 | Straight thread 90° elbow |
| 5 | 5065805 | 1 | Long straight thread adapter |



AW0162093

Valve, rear steer

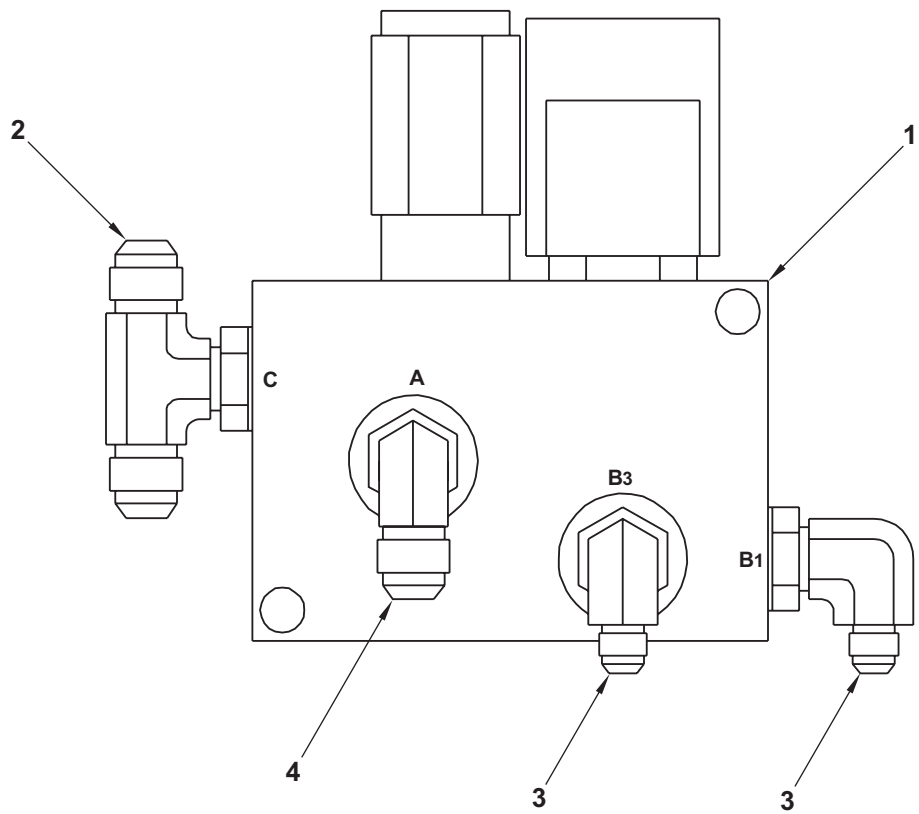
| item | part no | qty | description |
|------|---------|-----|---------------------------------------|
| 1 | 6010924 | 1 | Valve, rear steer |
| | 6018941 | 2 | Pilot check valve |
| | 6010996 | 1 | Seal repair kit |
| 2 | 6018945 | 2 | Solenoid valve |
| | 6010997 | 1 | Seal repair kit |
| | 585436 | 1 | Replacement solenoid coil, 10 volt DC |
| | 564086 | 2 | Solenoid coil, 12 volt DC |
| 4 | 6010995 | 1 | Valve body |



AW6010924

Shift valve, 2 wheel drive

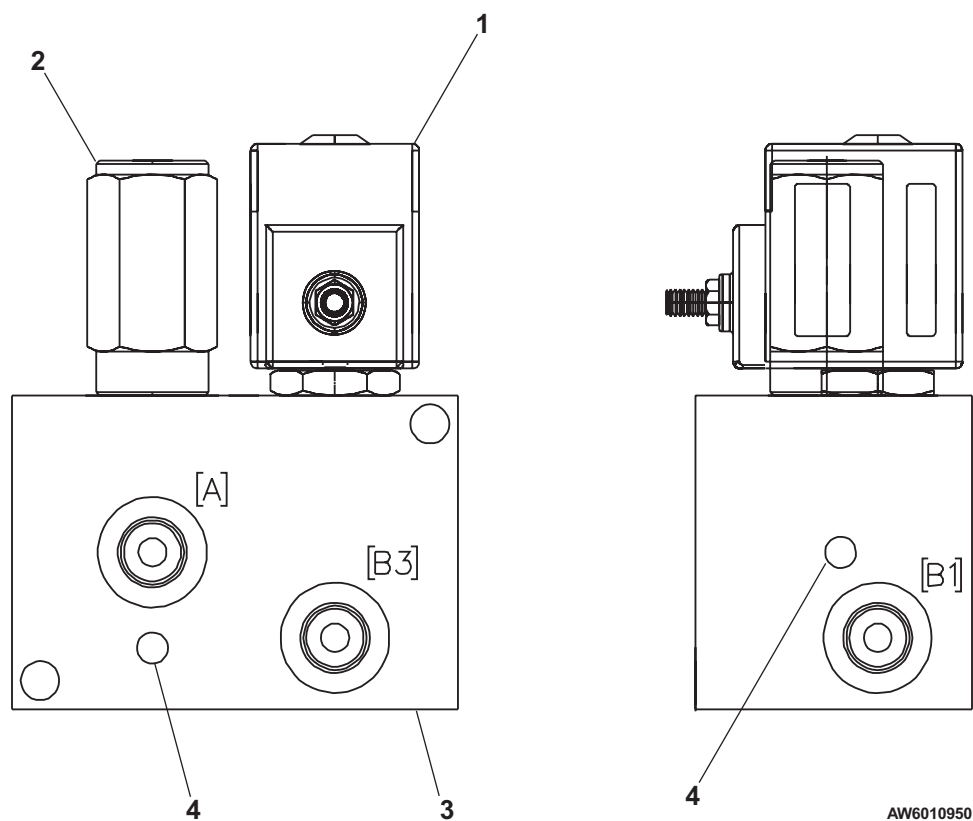
| item | part no | qty | description |
|------|---------|-----|------------------------------------------------------------------|
| | 0162195 | 1 | Shift valve, 2 wheel drive |
| 1 | 6010950 | 1 | Valve, 2 wheel drive shift - (see page 2-76 for parts breakdown) |
| 2 | 5036505 | 1 | Straight thread branch tee |
| 3 | 5035318 | 2 | Straight thread 90° elbow |
| 4 | 5035305 | 1 | Straight thread 90° elbow |



AW0162195

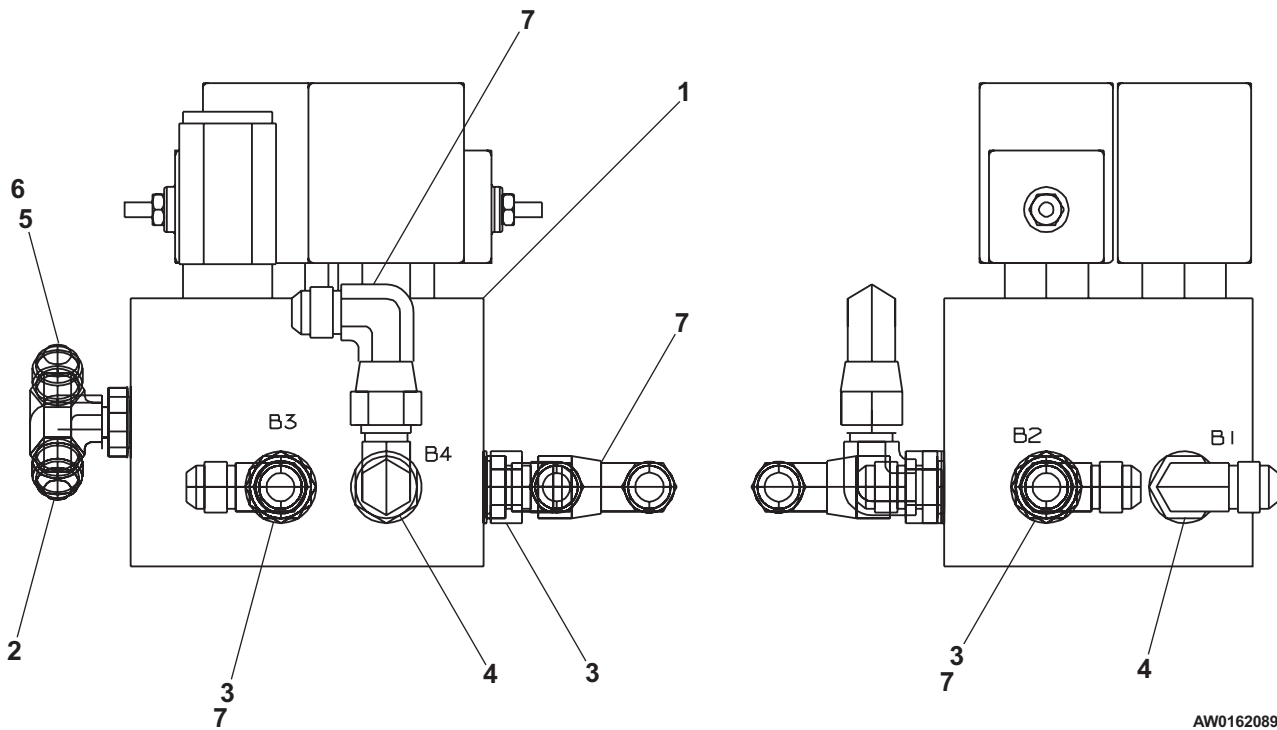
Valve, 2 wheel drive shift

| item | part no | qty | description |
|------|---------|-----|-----------------------------------|
| 1 | 6010950 | 1 | Valve, 2 wheel drive shift |
| | 6091053 | | Solenoid valve |
| | 6091143 | 1 | Replacement 3-way valve cartridge |
| | 3049854 | 1 | Seal repair kit |
| | 6091140 | 1 | Replacement coil, 10 volt DC |
| 2 | 6091054 | 1 | Pressure reducing valve |
| | 3049854 | 1 | Seal repair kit |
| 3 | 6091057 | 1 | Manifold |
| 4 | 6091056 | 5 | Expander plug |



Shift valve, 4 wheel drive

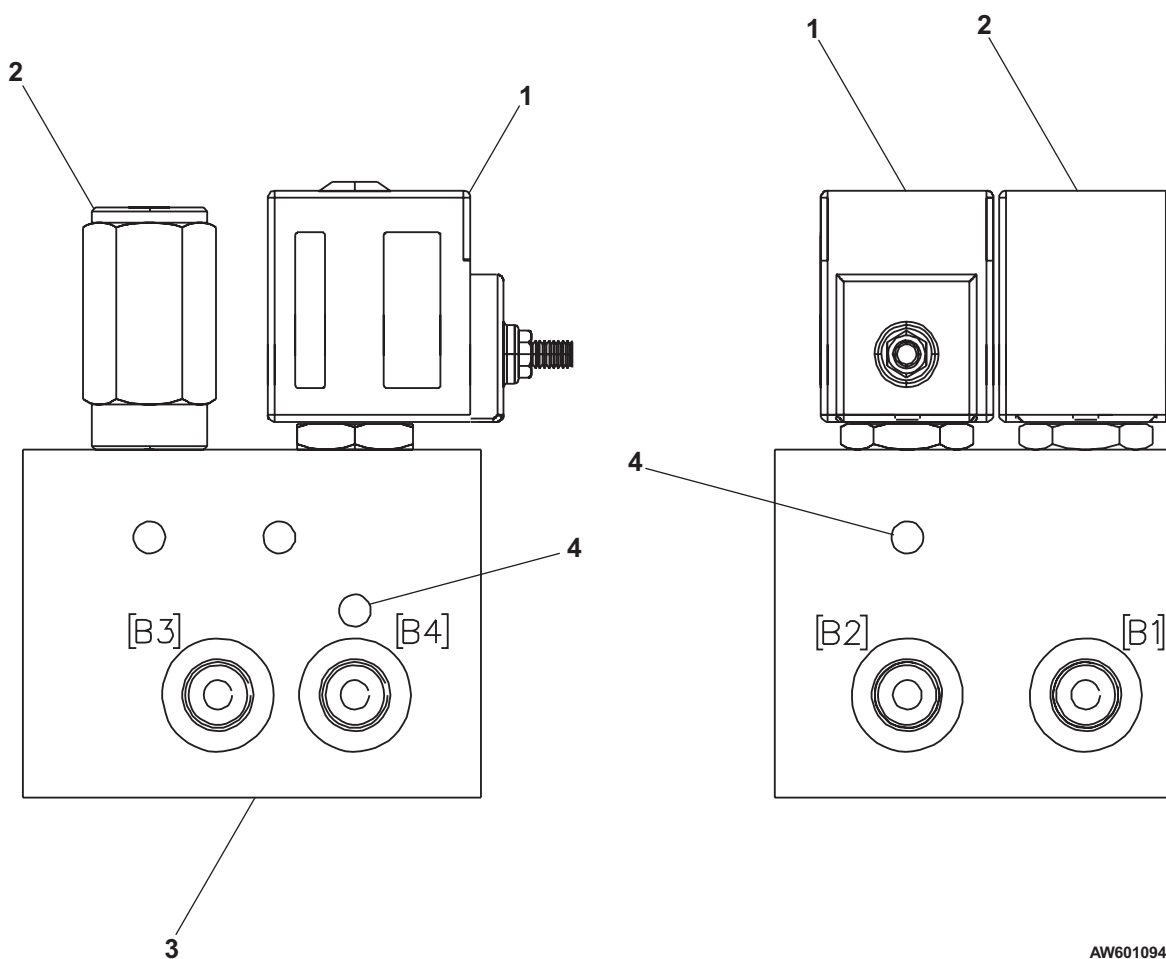
| item | part no | qty | description |
|------|---------|-----|------------------------------------------------------------------|
| | 0162089 | 1 | Shift valve, 4 wheel drive |
| 1 | 6010949 | 1 | Valve, 4 wheel drive shift - (see page 2-78 for parts breakdown) |
| 2 | 5035305 | 1 | Straight thread 90° elbow |
| 3 | 5065705 | 2 | Straight thread adapter |
| 4 | 5035318 | 2 | Straight thread 90° elbow |
| 5 | 5036805 | 1 | Swivel nut branch tee |
| 6 | 5065707 | 1 | Straight thread adapter |
| 7 | 5037003 | 3 | Swivel nut 90° elbow |



AW0162089

Valve, 4 wheel drive shift

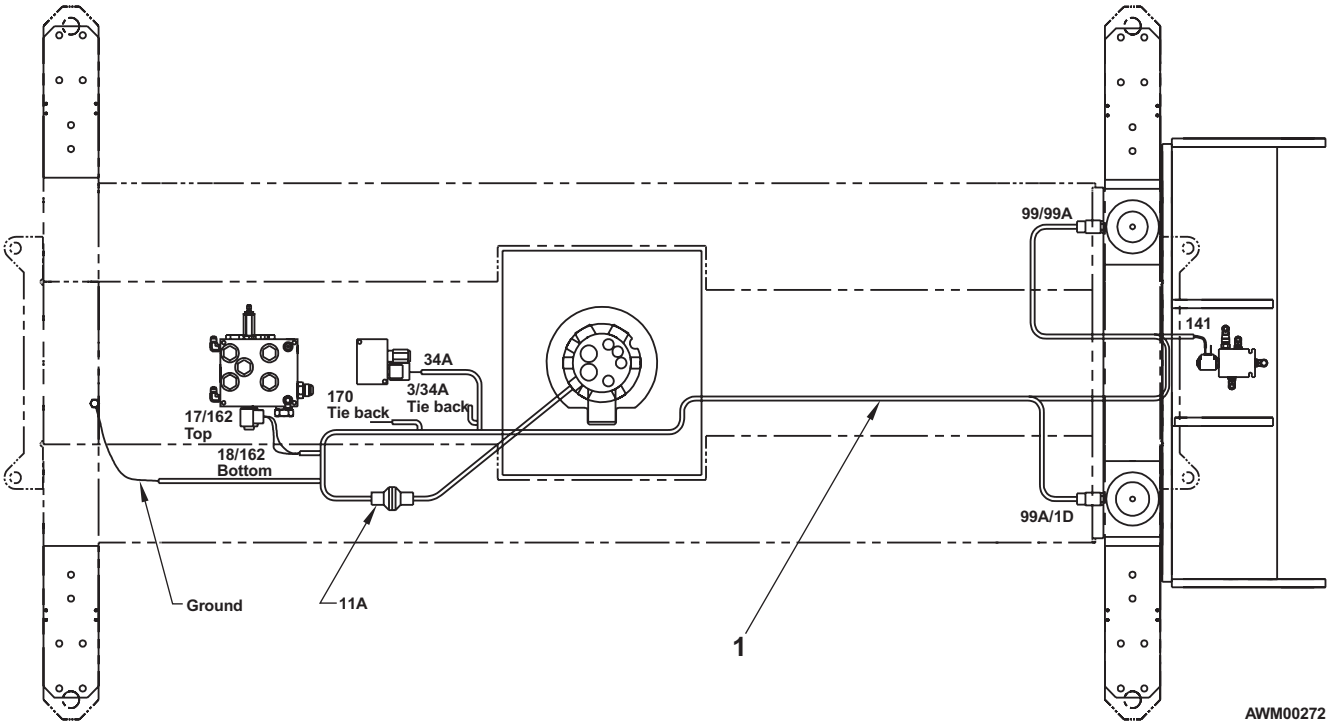
| item | part no | qty | description |
|------|---------|-----|-----------------------------------|
| 1 | 6010949 | 1 | Valve, 4 wheel drive shift |
| | 6091053 | 2 | Solenoid valve |
| | 6091143 | 1 | Replacement 3-way valve cartridge |
| | 3049854 | 1 | Seal repair kit |
| | 6091140 | 1 | Replacement coil, 10 volt DC |
| 2 | 6091054 | 1 | Pressure reducing valve |
| | 3049854 | 1 | Seal repair kit |
| 3 | 6091055 | 1 | Manifold |
| 4 | 6091056 | 7 | Expander plug |



AW6010949

Chassis wiring, 2 x 2

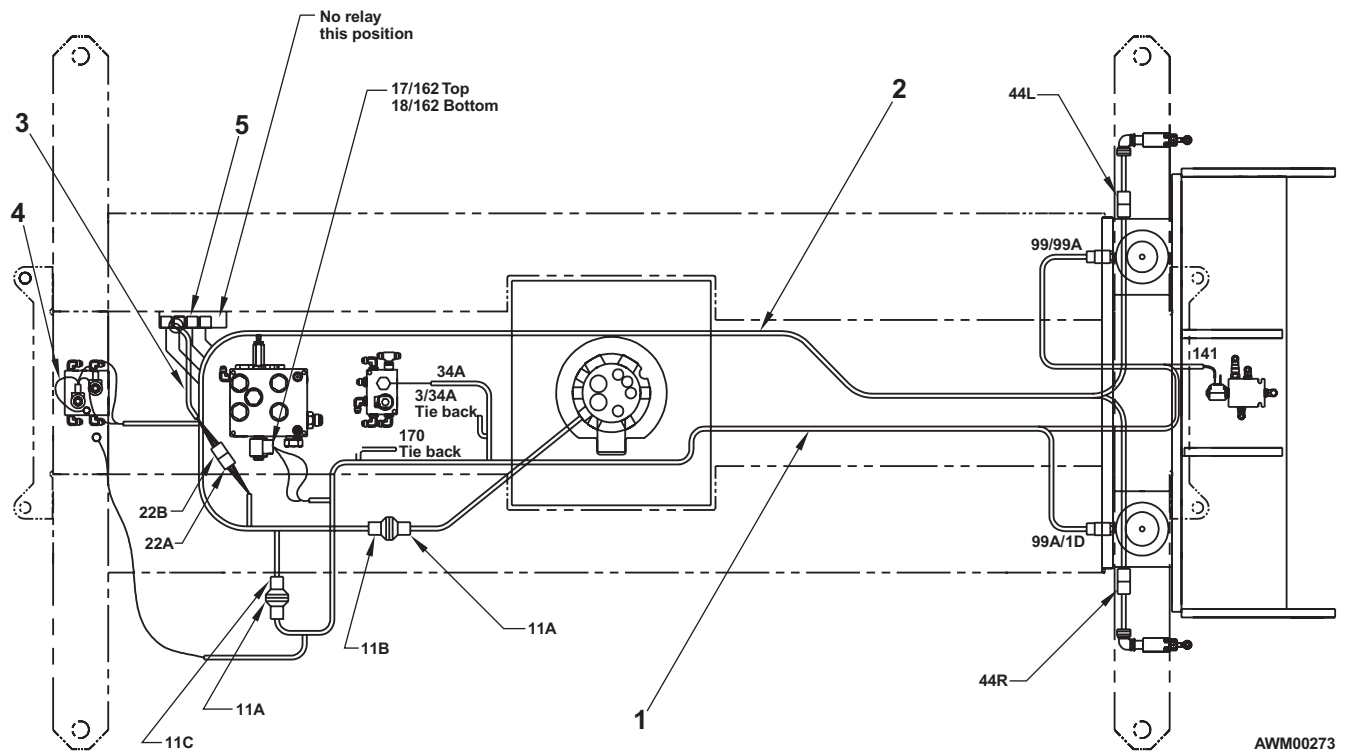
| item | part no | qty | description |
|------|---------|-----|-----------------------|
| 1 | 0161897 | 1 | Wire harness, chassis |



AWM00272

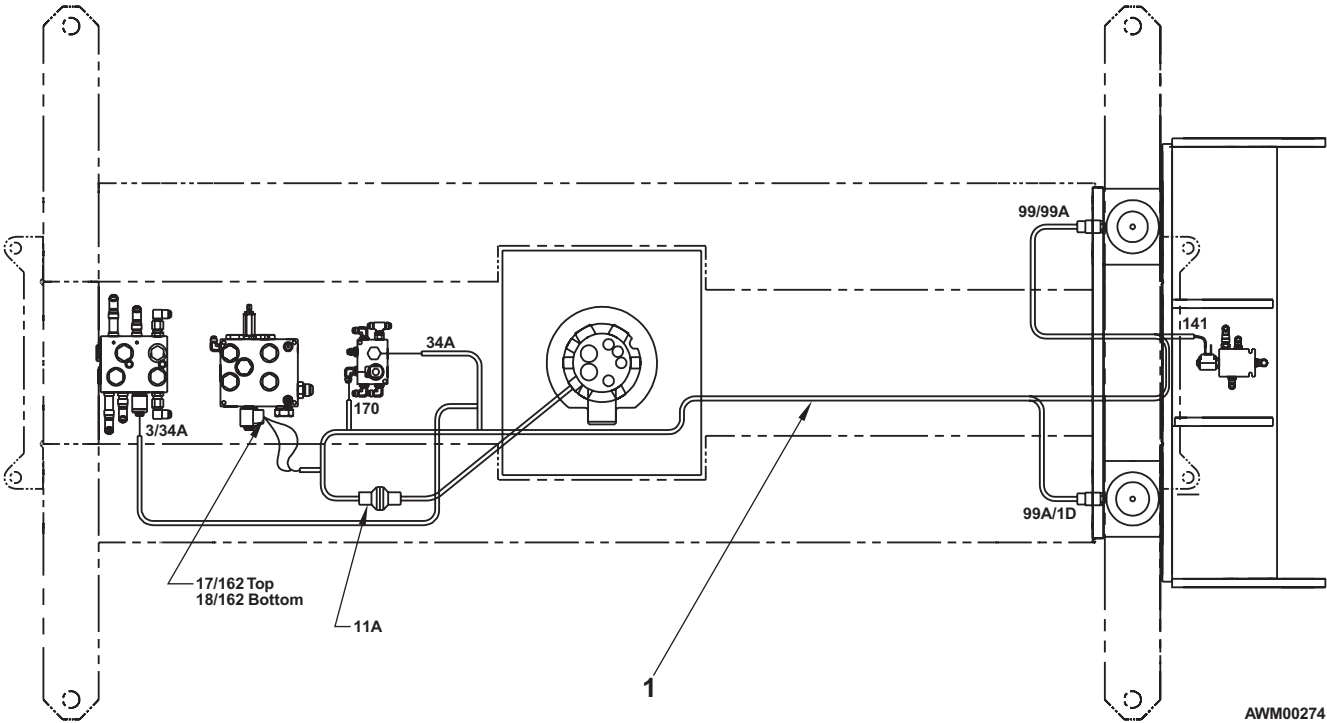
Chassis wiring, 2 x 4

| item | part no | qty | description |
|------|---------|-----|--------------------------------|
| 1 | 0161897 | 1 | Wire harness, chassis |
| 2 | 0162174 | 1 | Wire harness, 4 wheel steering |
| 3 | 0161902 | 1 | Switch, rear steering |
| 4 | 0162326 | 1 | Jumper wire, 4 wheel steer |
| 5 | 562326 | 4 | Relay, 12 volt DC |



Chassis wiring, 4 x 2

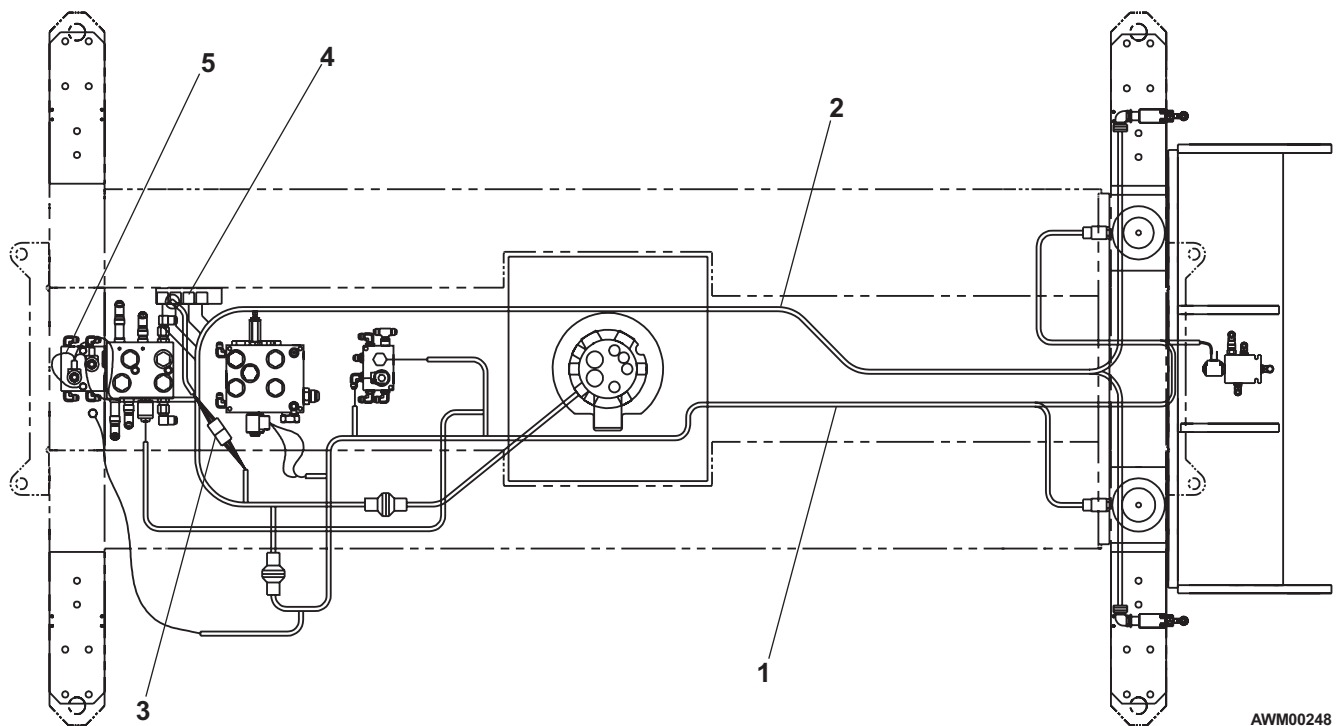
| item | part no | qty | description |
|------|---------|-----|-----------------------|
| 1 | 0161897 | 1 | Wire harness, chassis |



AWM00274

Chassis wiring, 4 x 4

| item | part no | qty | description |
|------|---------|-----|--------------------------------|
| 1 | 0161897 | 1 | Wire harness, chassis |
| 2 | 0162174 | 1 | Wire harness, 4 wheel steering |
| 3 | 0161902 | 1 | Switch, rear steering |
| 4 | 562326 | 4 | Relay, 12 volt DC |
| 5 | 0162326 | 1 | Jumper wire, 4 wheel steer |

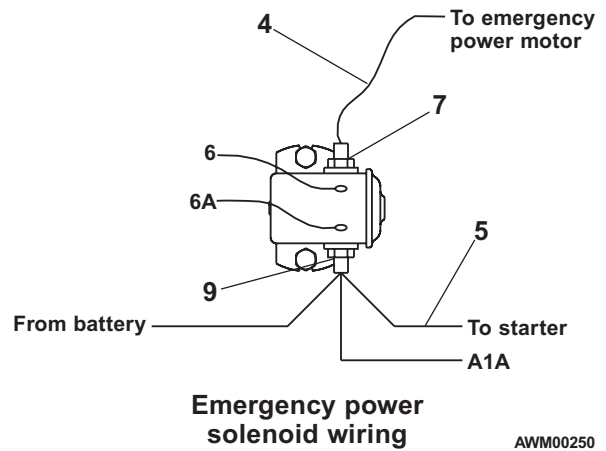
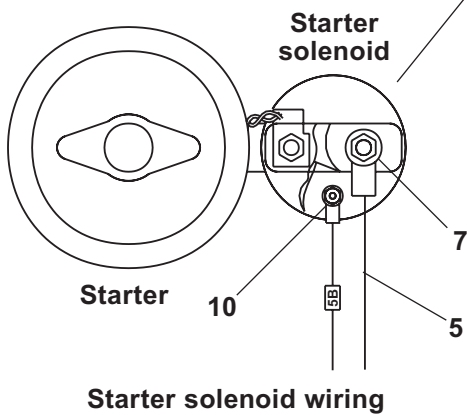
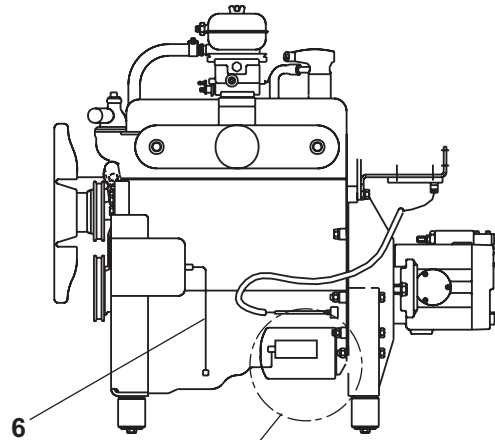
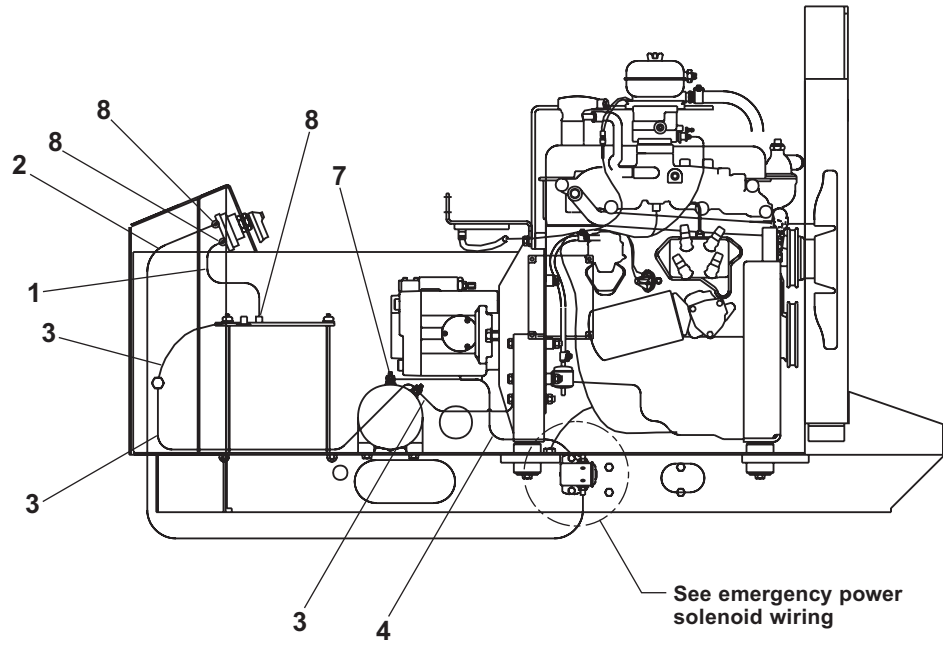


AWM00248

Engine tray wiring, Ford engine

| item | part no | qty | description |
|------|---------|-----|------------------------------------|
| 1 | 0090317 | 1 | Jumper wire |
| 2 | 0090959 | 1 | Jumper wire |
| 3 | 0090318 | 3 | Jumper wire |
| 4 | 0072323 | 1 | Jumper wire |
| 5 | 0162847 | 1 | Jumper wire |
| 6 | 0151920 | 1 | Wire harness, alternator connector |
| 7 | 3040268 | 4 | Insulator boot |
| 8 | 3040269 | 4 | Insulator boot |
| 9 | 3040270 | 1 | Insulator boot |
| 10 | 3040452 | 1 | Insulator boot |
| 11 | 0161853 | 1 | Wire harness, Ford 7620051 engine |
| | 0163185 | 1 | Wire harness, Ford 7624749 engine |

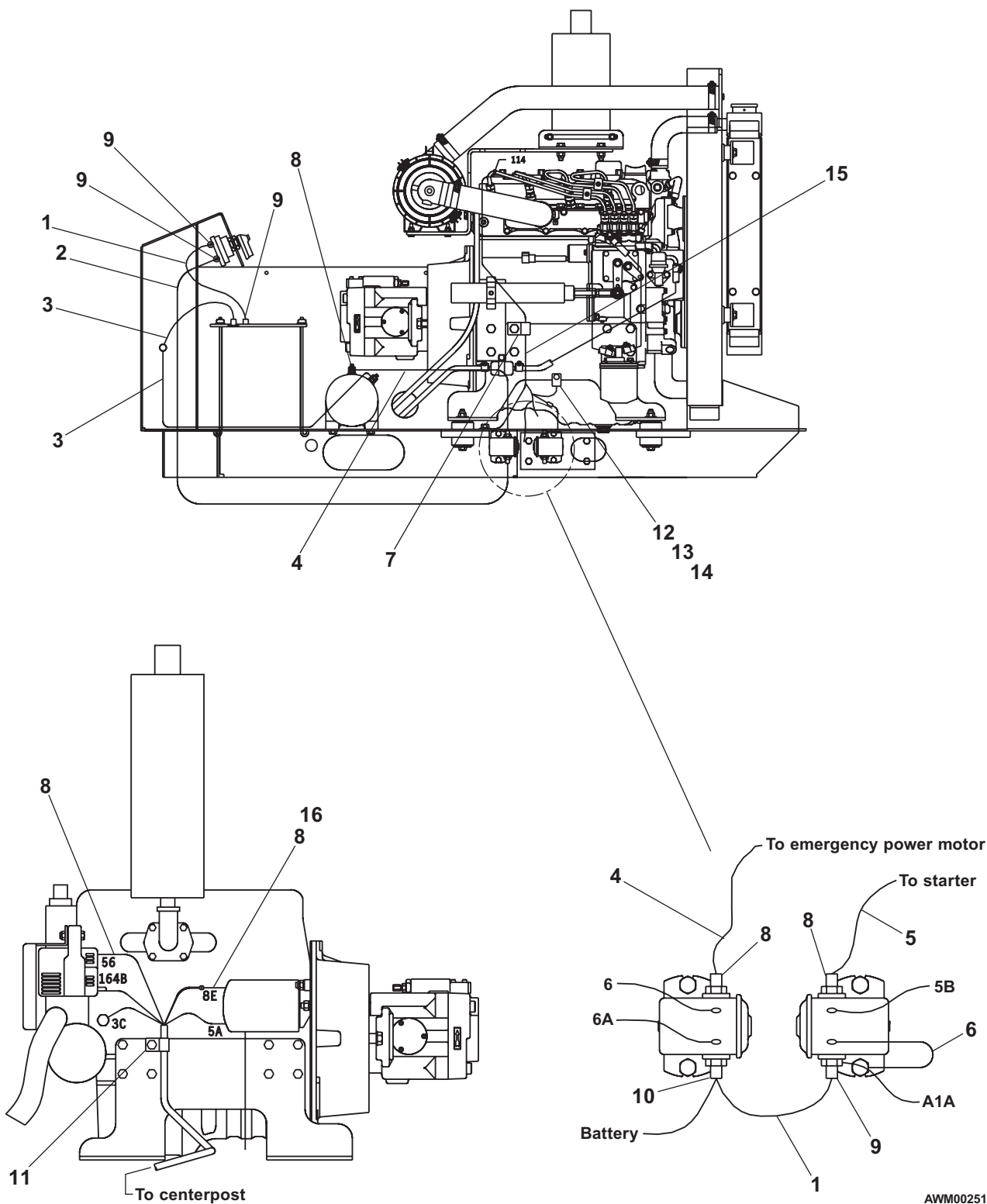
Engine tray wiring, Ford engine



AWM00250

Engine tray wiring, Kubota engine

| item | part no | qty | description |
|------|---------|-----|---------------------------------------------------|
| 1 | 0090317 | 2 | Jumper wire |
| 2 | 0090959 | 1 | Jumper wire |
| 3 | 0090318 | 3 | Jumper wire |
| 4 | 0072323 | 1 | Jumper wire |
| 5 | 0090315 | 1 | Jumper wire |
| 6 | 0071959 | 1 | Jumper wire |
| 7 | 5093000 | 1 | Clamp |
| 8 | 3040268 | 5 | Insulator boot |
| 9 | 3040269 | 4 | Insulator boot |
| 10 | 3040270 | 1 | Insulator boot |
| 11 | 5093002 | 2 | Clamp |
| 12 | 3040502 | 1 | Relay, 12 volt DC |
| 13 | 5560609 | 1 | Machine screw #10-24 x 1/2 inch long truss head |
| 14 | 5560356 | 1 | Washer metric M10 lock |
| 15 | 0161856 | 1 | Wire harness, Kubota engine |
| 16 | 3040082 | 1 | Terminal .250 tab male fully insulated 16/14 wire |

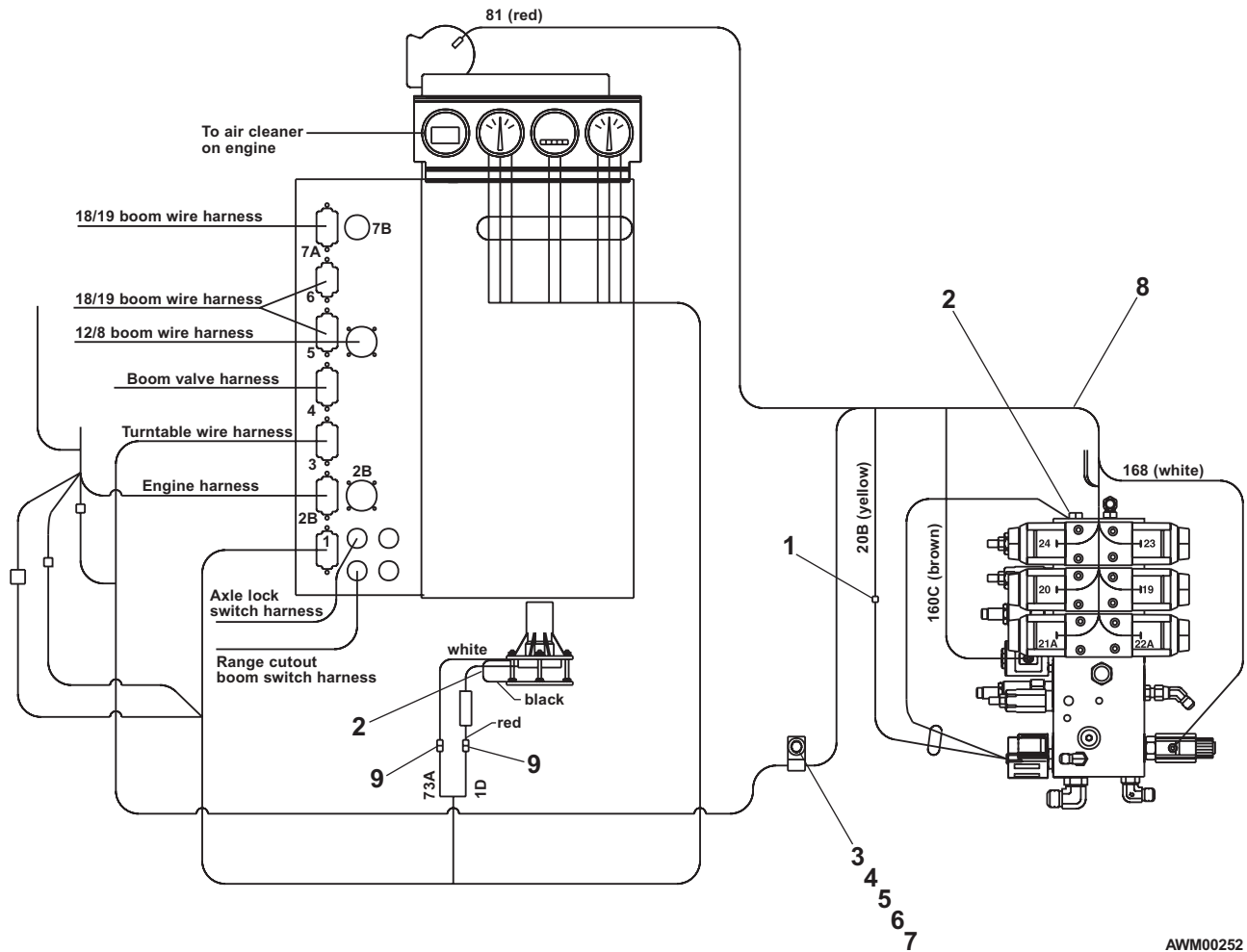


AWM00251

Fuel tray wiring

| item | part no | qty | description |
|------|---------|-----|---------------------------------------------------|
| 1 | 3040082 | 1 | Terminal .250 tab male fully insulated 16/14 wire |
| 2 | 3044163 | 2 | Terminal ring tongue insulated 16/14 wire |
| 3 | 5093002 | 1 | Clamp |
| 4 | 970029 | 1 | Capscrew 1/4-20 x 3/4 inch long hex head grade 5 |
| 5 | 987099 | 1 | Washer 1/4 medium lock |
| 6 | 986019 | 2 | Washer 1/4 medium flat |
| 7 | 984069 | 1 | Nut 1/4-20 hex |
| 8 | 0161855 | 1 | Wire harness, turntable valve |
| 9 | 3040046 | 2 | Terminal .250 tab male fully insulated 22/18 wire |

Fuel tray wiring

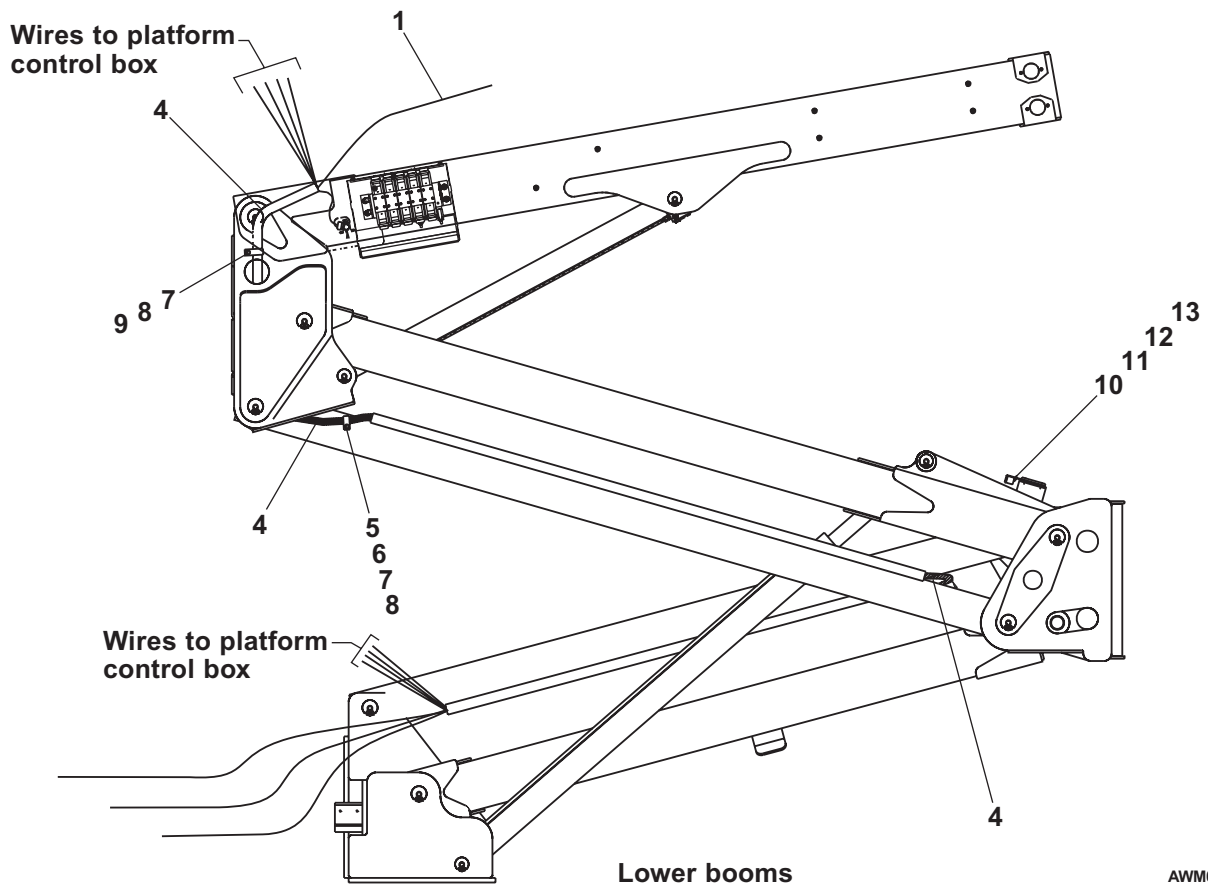
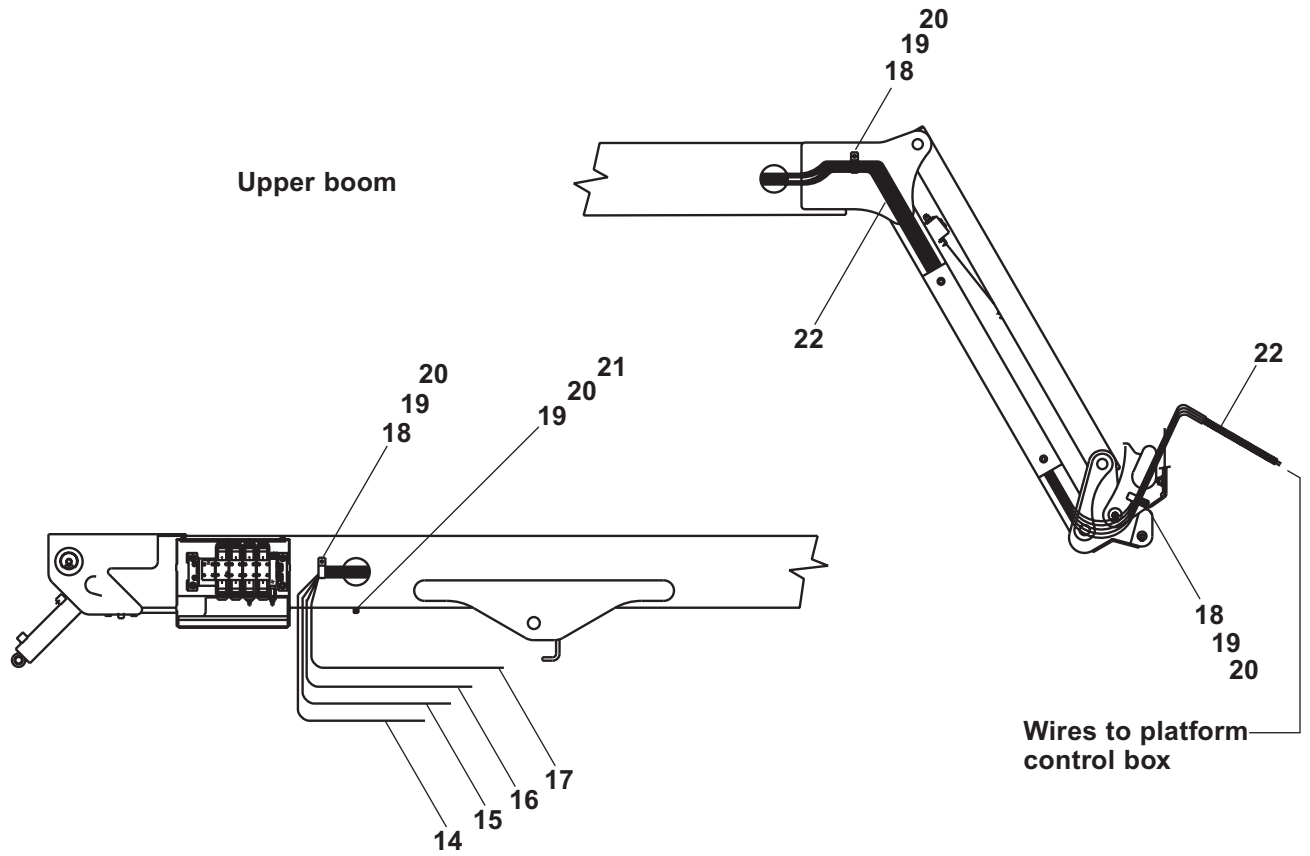


AWM00252

Booms wiring

| item | part no | qty | description |
|------|------------|-----|------------------------------------------------------------------------------------|
| | | | Lower booms wiring |
| 1 | 0161974 | 1 | Wire harness, 5 station control valve |
| 2 | 0161991 | 1 | Wire harness, high range |
| 3 | 0162164 | 1 | Wire harness, axle lock valve |
| 4 | 5090048 | 1 | Hose guard x 25 feet long |
| 5 | 5093028 | 1 | Clamp |
| 6 | 5093010 | 1 | Clamp |
| 7 | 986299 | 3 | Washer 3/8 medium flat |
| 8 | 970469 | 3 | Capscrew 3/8-16 x 1 inch long hex head grade 5 |
| 9 | 5093014 | 1 | Clamp |
| 10 | 0162331 | 1 | Switch, riser - (see page 3-26 for parts breakdown) |
| 11 | 974749 | 2 | Machine screw #10-24 x 1-3/4 inch long round head |
| 12 | 5560034 | 2 | Nut #10-24 self locking |
| 13 | 0162318-99 | 1 | Bracket, riser switch |
| | | | Upper boom wiring |
| 14 | 0161686 | 1 | Boom wire harness, 12 gauge/8 conductor |
| 15 | 0161685 | 1 | Wire harness, boom - 18 gauge/19 conductor - square 12 pin/round 9 pin connectors |
| 16 | 0161684 | 1 | Wire harness, boom - 18 gauge/19 conductor - square 12 pin/square 8 pin connectors |
| 17 | 3011203 | 1 | Wire, 12 gauge/3 conductor x 68 feet long |
| 18 | 5093028 | 3 | Clamp |
| 19 | 987119 | 4 | Washer 3/8 medium lock |
| 20 | 970426 | 4 | Capscrew 3/8-16 x 7/8 inch long hex head grade 5 |
| 21 | 5093021 | 2 | Clamp |
| 22 | 5090048 | 1 | Hose guard x 25 feet long |

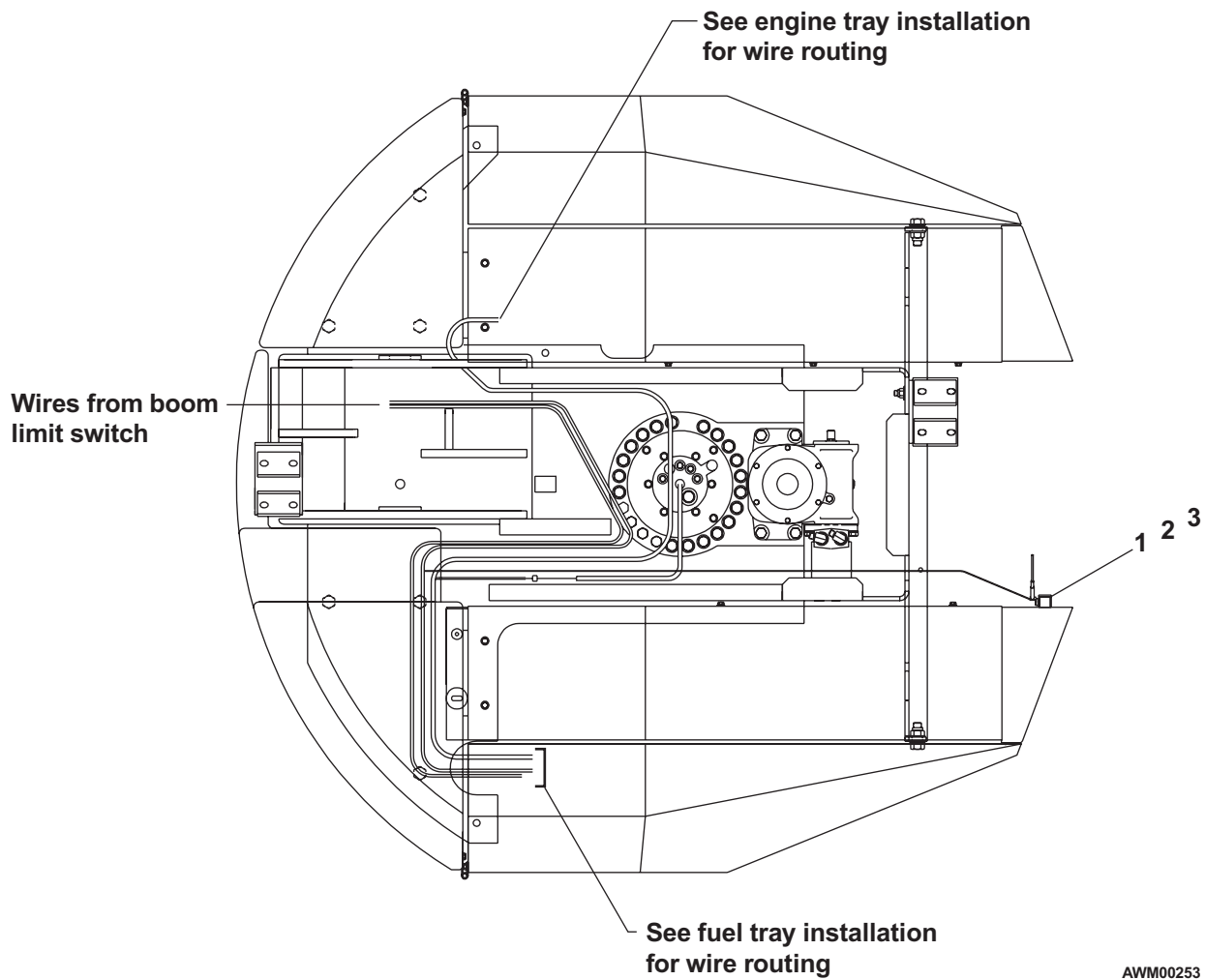
Booms wiring



AWM00254

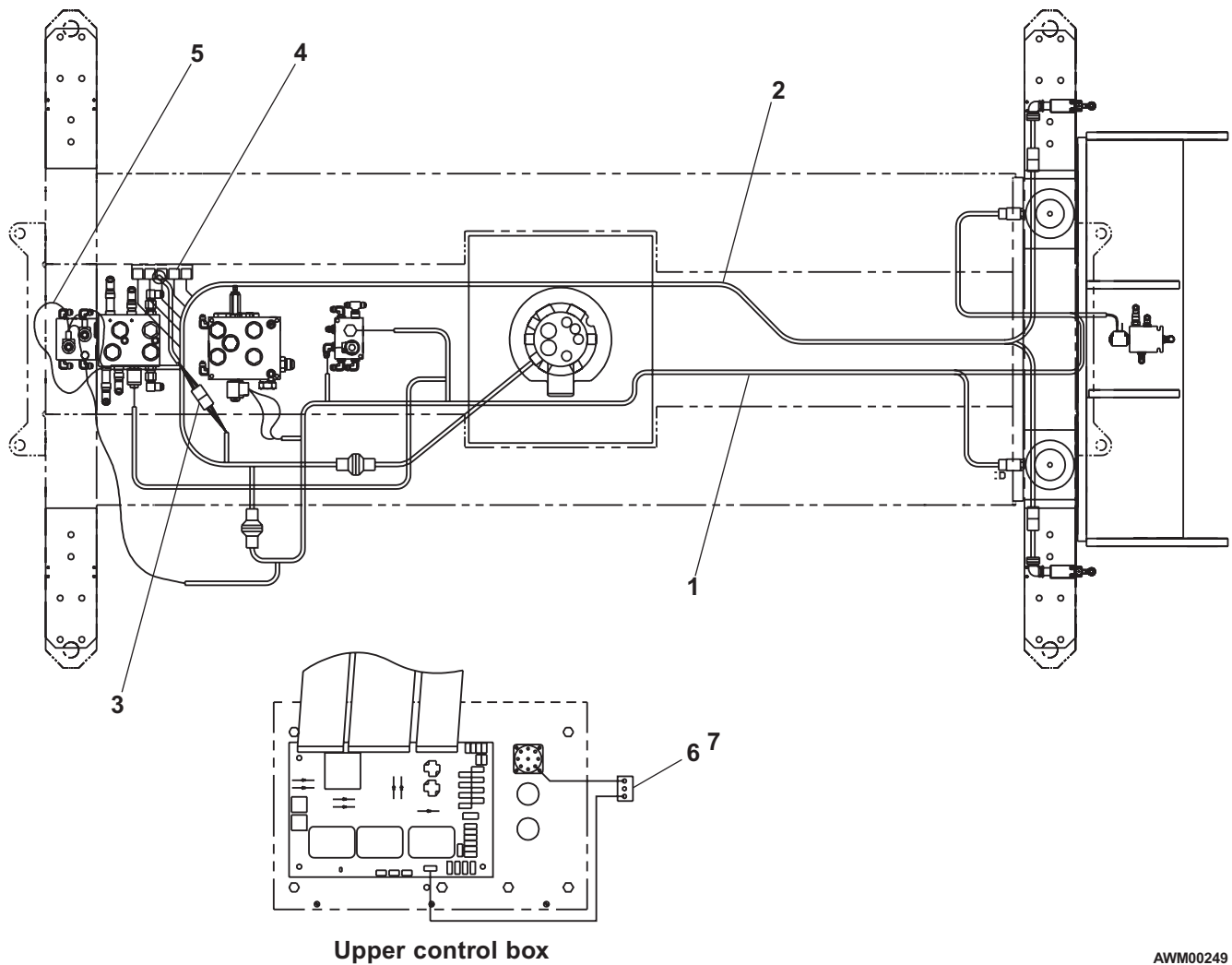
Turntable wiring

| item | part no | qty | description |
|------|---------|-----|---------------------------------------------------------|
| 1 | 0162334 | 1 | Switch, turntable - (see page 3-28 for parts breakdown) |
| 2 | 974749 | 2 | Machine screw #10-24 x 1-3/4 inch long round head |
| 3 | 5560034 | 2 | Nut #10-24 self locking |



Crab steer wiring

| item | part no | qty | description |
|------|---------|-----|--------------------------------|
| 1 | 0161897 | 1 | Wire harness, chassis |
| 2 | 0162174 | 1 | Wire harness, 4 wheel steering |
| 3 | 0161902 | 1 | Switch, rear steering |
| 4 | 562326 | 5 | Relay, 12 volt DC |
| 5 | 0162326 | 1 | Jumper wire, 4 wheel steer |
| 6 | 3020081 | 1 | Switch, toggle |
| 7 | 0161936 | 1 | Decal, crab steer |

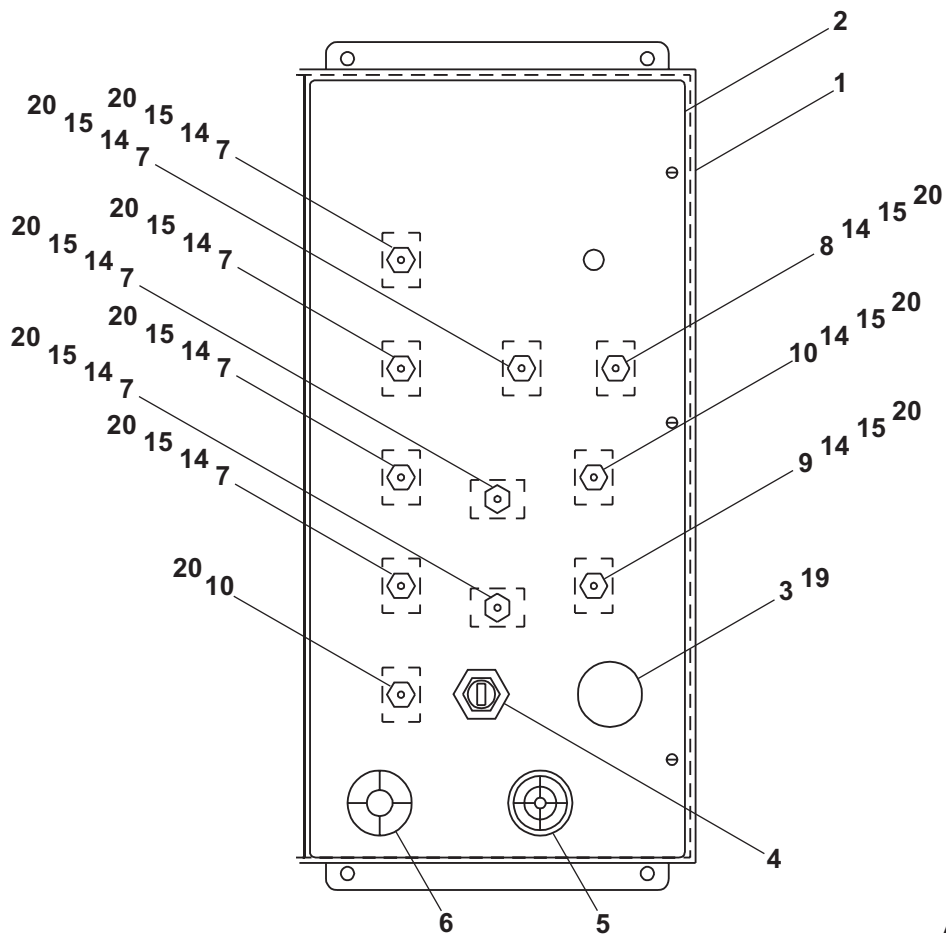
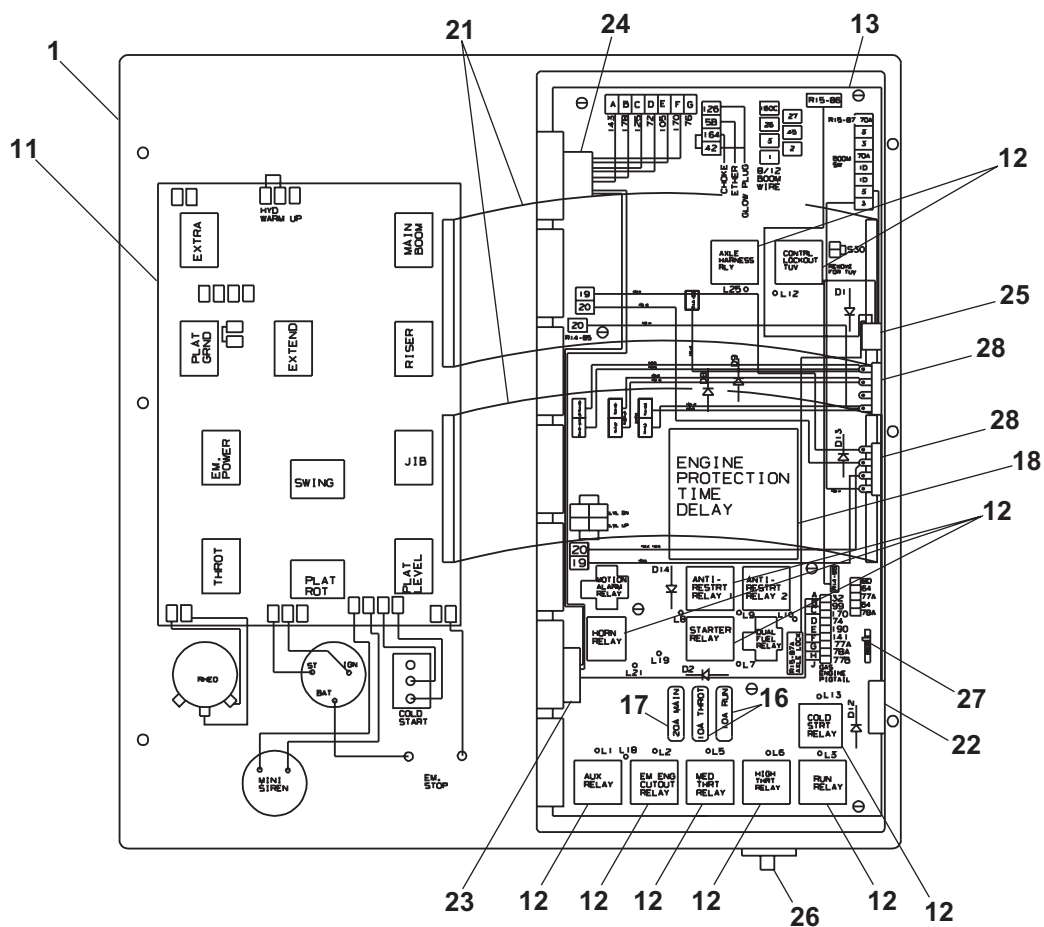


AWM00249

Lower control box

| item | part no | qty | description |
|------|------------|-----|-------------------------------------|
| | 0162077-79 | 1 | Lower control box, complete |
| 1 | 0162038-99 | 1 | Lower control box |
| 2 | 0161212 | 1 | Placard, upper control box |
| 3 | 3040497 | 1 | Rheostat switch |
| 4 | 3020087 | 1 | Switch, keyed start |
| | 8030044 | 1 | Replacement key |
| 5 | 3040411 | 1 | Mini siren, engine alarm |
| 6 | 3020020 | 1 | Switch, emergency stop push/pull |
| | 3040194 | 1 | Replacement switch knob |
| 7 | 3020018 | 7 | Switch, toggle |
| 8 | 3020097 | 1 | Switch, toggle |
| 9 | 3020014 | 1 | Switch, toggle |
| 10 | 3020015 | 2 | Switch, toggle |
| 11 | 3030008 | 1 | Switch board |
| 12 | 562326 | 12 | Relay, 12 volt DC |
| 13 | 3030009 | 1 | Relay board |
| 14 | 3020137 | 35 | Screw pin 3/8 inch hex |
| 15 | 3020138 | 18 | Screw pin 3/16 inch hex |
| 16 | 3049832 | 2 | Thermal circuit breaker, 10 amp |
| 17 | 3040687 | 1 | Thermal circuit breaker, 20 amp |
| 18 | 3040689 | 1 | Time delay module |
| 19 | 3040348 | 1 | Switch knob |
| 20 | 3020141 | 11 | Switch seal |
| 21 | 3049836 | 2 | Ribbon cable, 20 conductor 18 gauge |
| 22 | 3040694 | 1 | Corrosion inhibitor |
| 23 | 3049841 | 1 | BHD #1 |
| 24 | 3049840 | 1 | BHD #2 |
| 25 | 3040469 | 1 | Relay, 12 volt DC |
| 26 | 3040696 | 1 | Voltage feed thru stud 1/4 inch |
| 27 | 3040678 | 1 | Rheostat, adjustable |
| 28 | 3040576 | 2 | Relay with mounting tab |
| 29 | 3040469 | 1 | Relay, 12 volt DC |

Lower control box



AW0162077

Upper control box

| item | part no | qty | description |
|------|------------|-----|---------------------------------------------------------------------------------------------------------------------------------------------------------------|
| | 0162578-99 | 1 | Upper control box |
| 1 | 3020018 | 7 | Switch, toggle |
| 2 | 3020137 | 32 | Screw pin 3/8 inch hex |
| 3 | 3020138 | 18 | Screw pin 3/16 inch hex |
| 4 | 3020141 | 11 | Switch seal |
| 5 | 3020089 | 1 | Switch, toggle |
| 6 | 3020015 | 3 | Switch, toggle |
| 7 | 3040348 | 1 | Switch knob |
| 8 | 3040497 | 1 | Rheostat switch |
| 9 | 3020020 | 1 | Switch, emergency stop push/pull |
| | 3040194 | 1 | Replacement switch knob |
| 10 | 3040685 | 1 | Controller, dual axis |
| 11 | 0160237 | 1 | Upper control box |
| 12 | 3020090 | 1 | Switch, anti-restart |
| 13 | 3040411 | 1 | Mini siren, engine alarm |
| 14 | 3069514 | 1 | Bulb |
| 15 | 0161402 | 1 | Placard, upper control box front |
| 16 | 0161401 | 1 | Placard, upper control box top |
| 17 | 3049833 | 1 | Ribbon cable, 12 conductor 18 gauge |
| 18 | 3049835 | 1 | Ribbon cable, 22 conductor 18 gauge |
| 19 | 3049834 | 1 | Ribbon cable, 18 conductor 18 gauge |
| 20 | 562326 | 2 | Relay, 12 volt DC |
| 21 | 3030010 | 1 | Relay circuit board |
| 22 | 3049909 | 1 | Relay |
| 23 | 3040686 | 1 | Thermal circuit breaker, 15 amp |
| 24 | 3040696 | 1 | Voltage feed thru stud |
| 25 | 0162576 | 1 | Wire harness, 8 pin PWM drive card |
| 26 | 3030011 | 1 | Switch board |
| 27 | 3040694 | 1 | Corrosion inhibitor |
| 28 | 0162555 | 1 | PWM drive card, 2 wheel drive machine - (must be ordered separate of control box) |
| | 0162556 | 1 | PWM drive card, 4 wheel drive machine - (must be ordered separate of control box) (specify 2 wheel drive or 4 wheel drive machine when placing your order) |
| 29 | 0162575 | 1 | Wire harness, 12 pin PWM drive card |
| 30 | 3049515 | 1 | Light socket |
| 31 | 3049831 | 1 | Fuse, 3 amp - 250 volt |

F

E

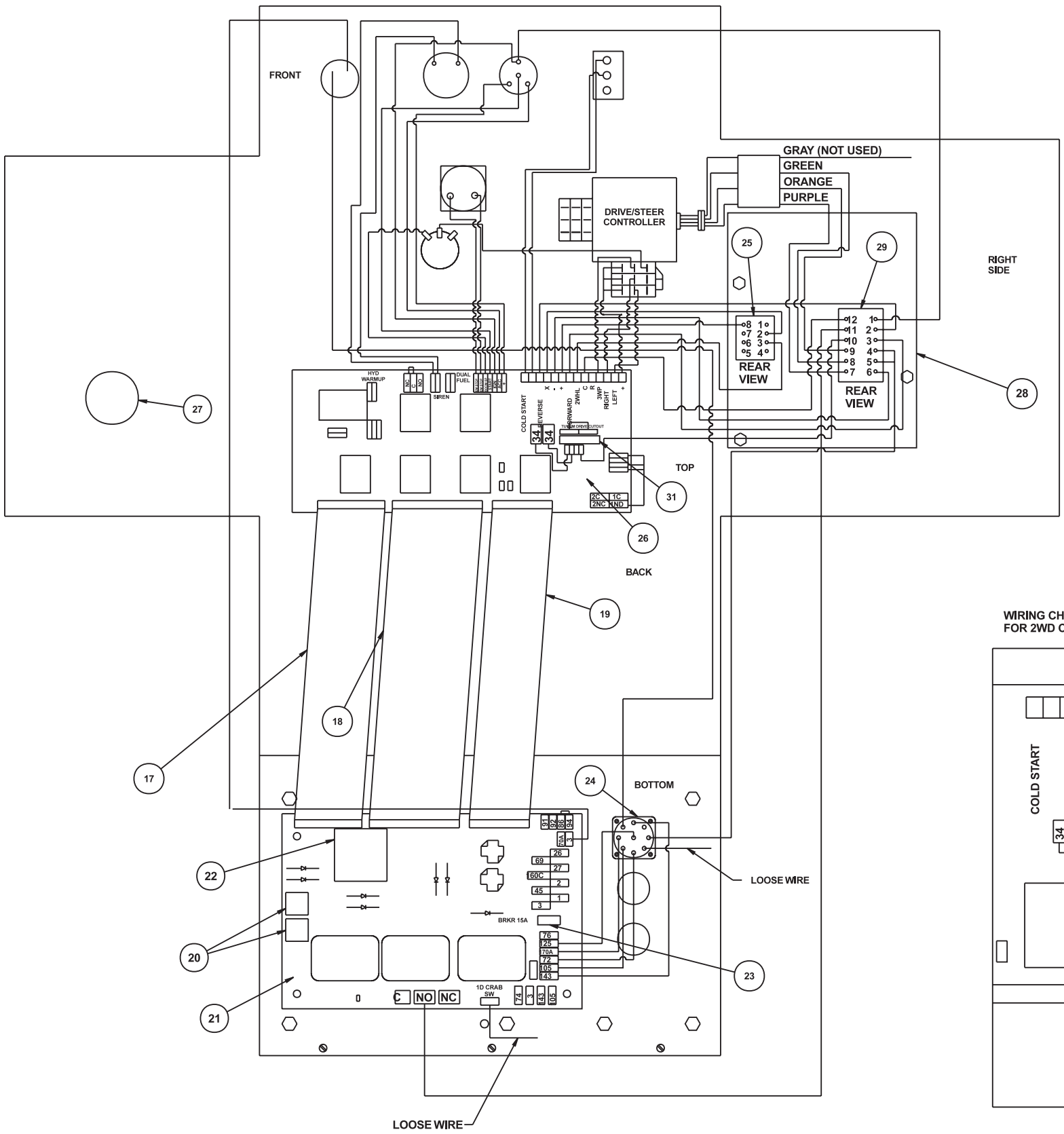
D

C

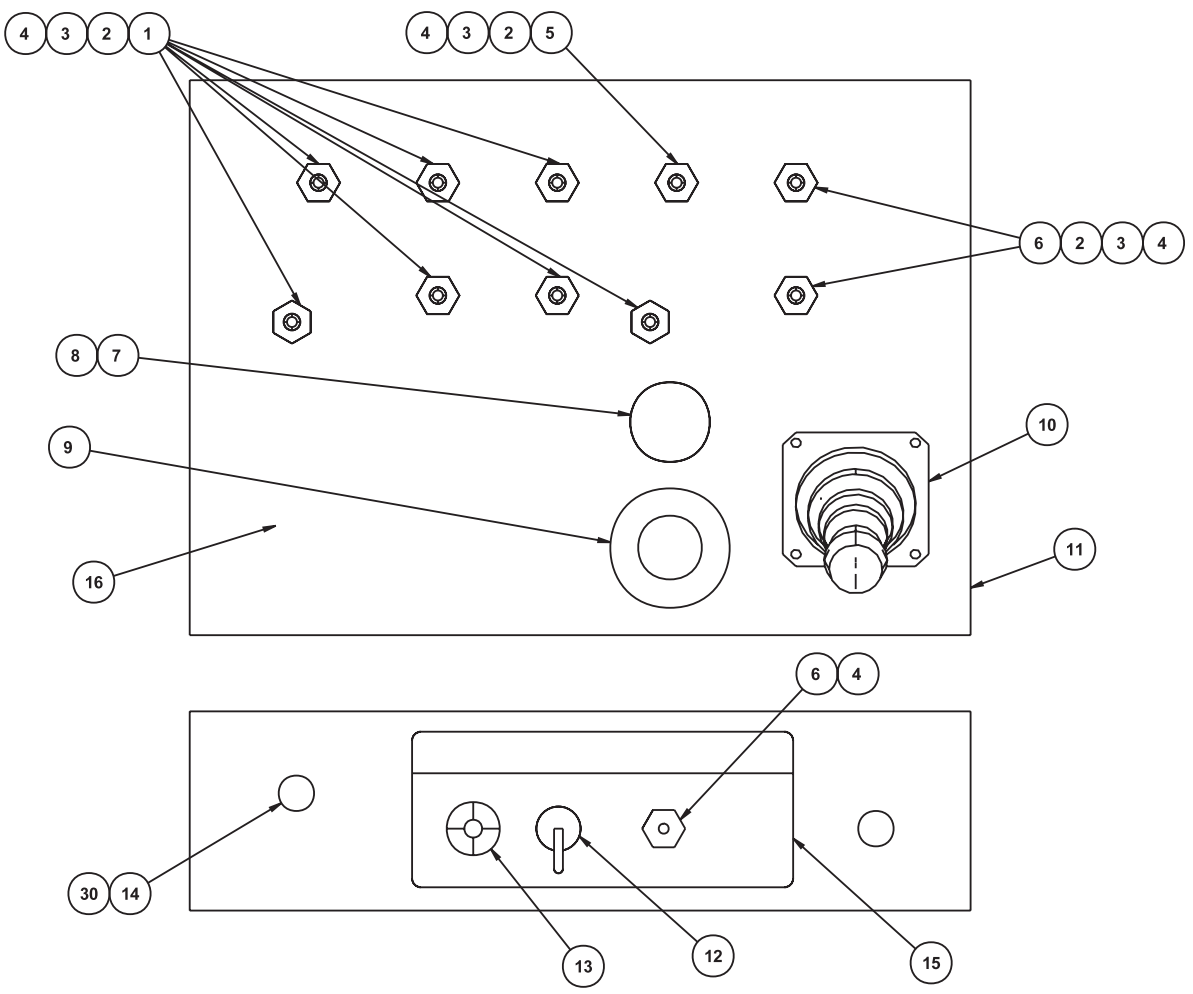
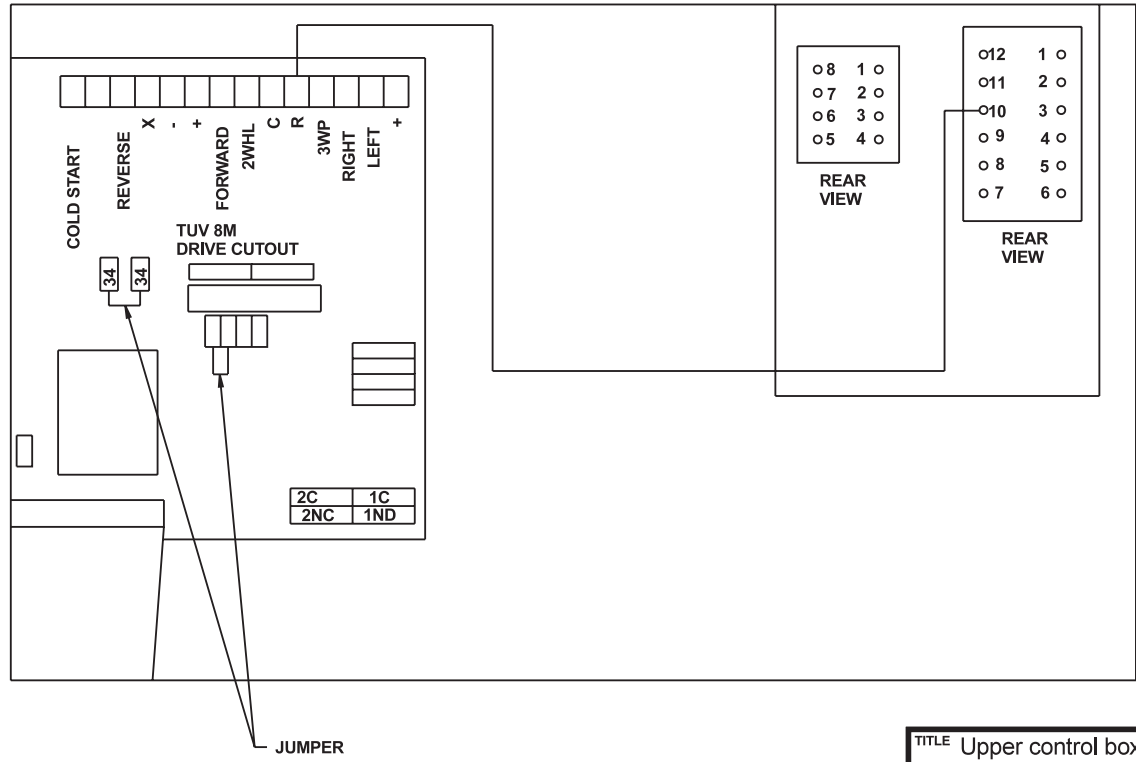
B

A

WIRING IN 4WD CONFIGURATION



WIRING CHANGES FOR 2WD CONFIGURATION

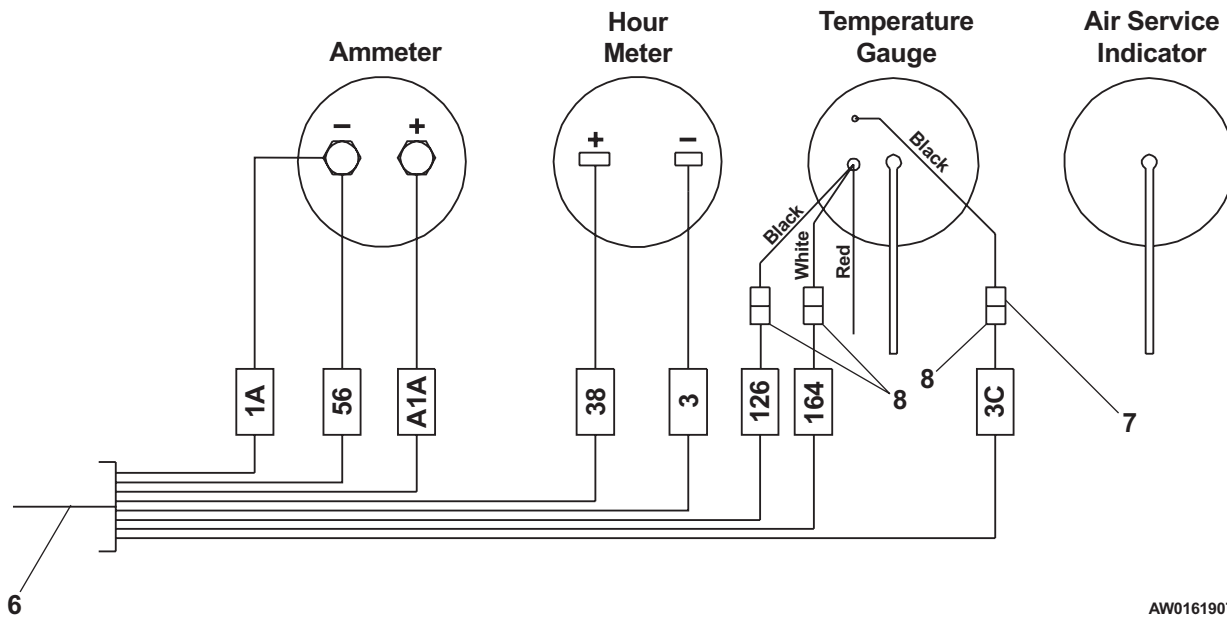
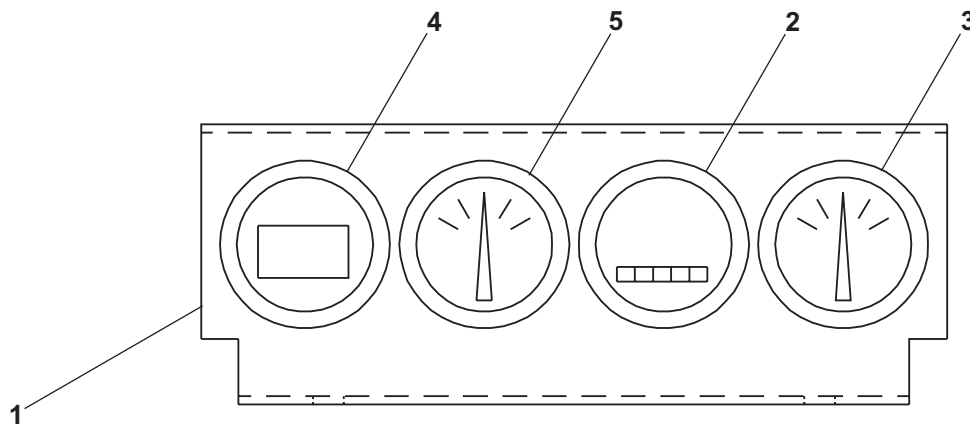


AWA16157

TITLE Upper control box

Engine gauge panel

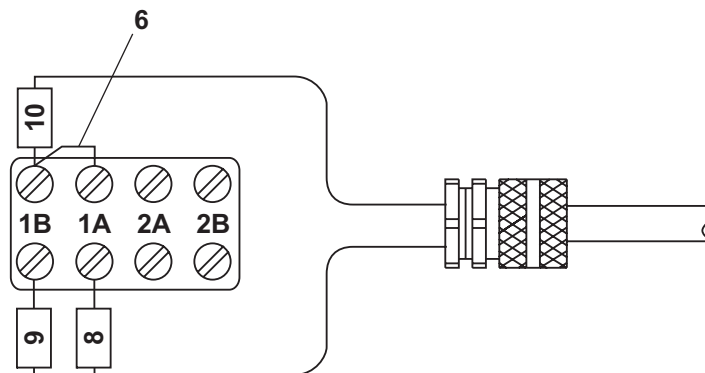
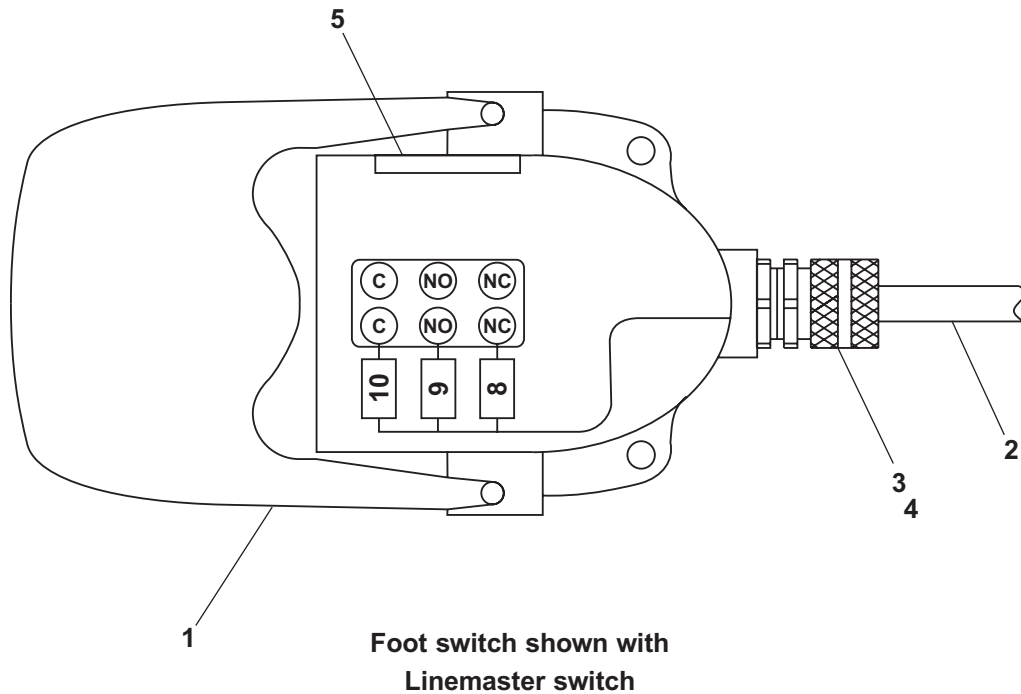
| item | part no | qty | description |
|------|------------|-----|---------------------------------------------------|
| | 0161907 | 1 | Engine gauge panel |
| 1 | 0161917-99 | 1 | Gauge panel |
| 2 | 3070001 | 1 | Hour meter |
| 3 | 3070003 | 1 | Ammeter |
| 4 | 7630140 | 1 | Filter condition indicator |
| 5 | 3070025 | 1 | Temperature gauge |
| 6 | 0161854 | 1 | Wire harness, engine gauge panel |
| 7 | 3040082 | 1 | Terminal .250 tab male fully insulated 16/14 wire |
| 8 | 3040046 | 2 | Terminal .250 tab male fully insulated 22/18 wire |



AW0161907

Platform foot switch

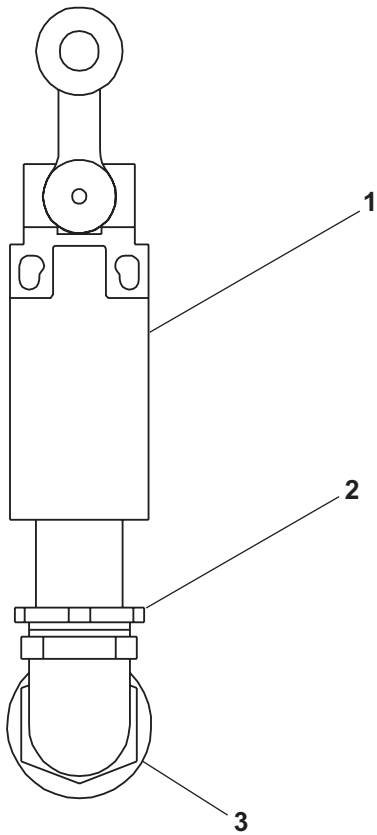
| item | part no | qty | description |
|------|---------|-----|-----------------------------------------------|
| 1 | 0161491 | 1 | Platform foot switch |
| | 3020021 | 1 | Foot switch |
| | 3020037 | 1 | Replacement switch, Square D switch |
| | 3020038 | 1 | Replacement switch, Linemaster switch |
| 2 | 0161490 | 1 | Wire harness, foot switch |
| 3 | 3040116 | 1 | Connector |
| 4 | 3040110 | 1 | Connector locknut |
| 5 | 0070967 | 1 | Corrosion inhibitor |
| 6 | 0060373 | 1 | Jumper strap - (used on Square D switch only) |



AW0161491

Switch, extend

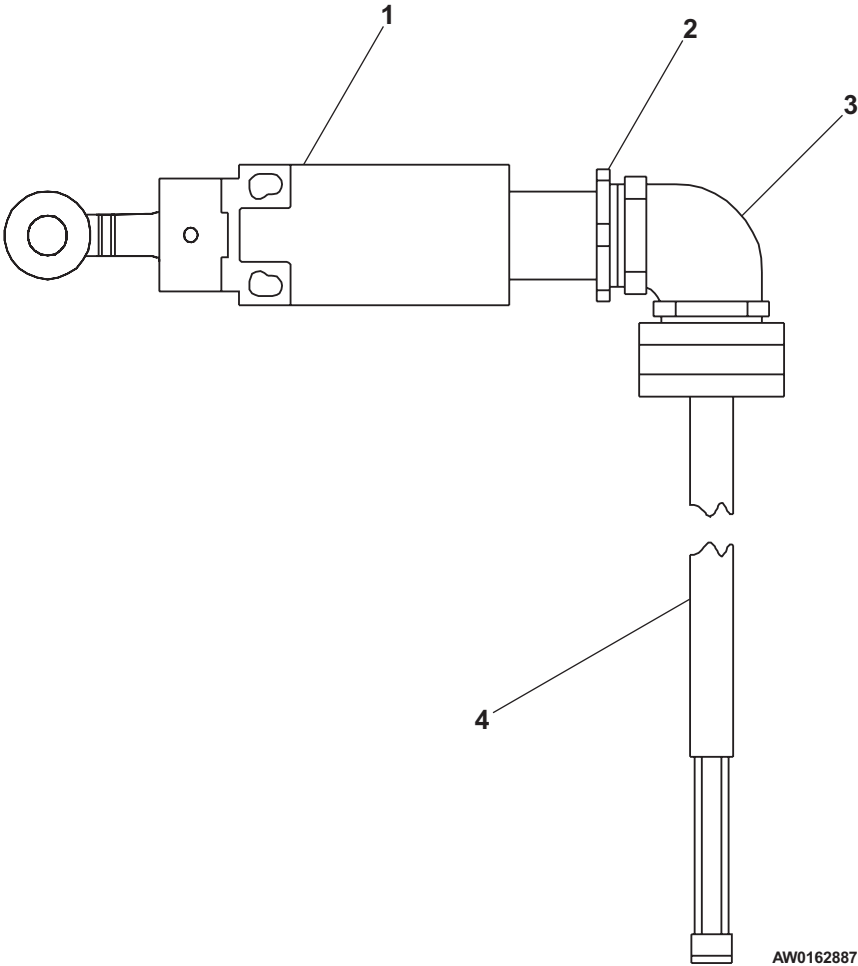
| item | part no | qty | description |
|------|---------|-----|-------------------|
| | 0162333 | 1 | Switch, extend |
| 1 | 3020140 | 1 | Limit switch |
| 2 | 3040070 | 1 | Connector locknut |
| 3 | 3040358 | 1 | Connector |



AW0162333

Switch, front axle right hand

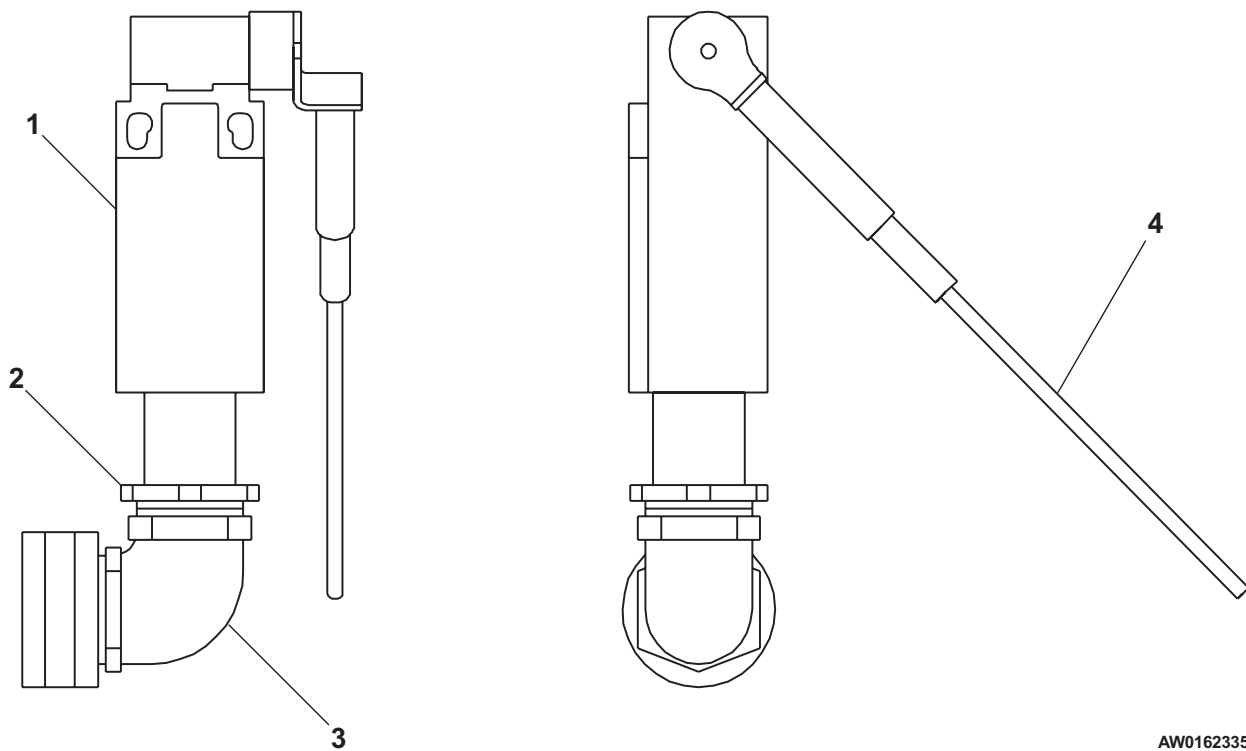
| item | part no | qty | description |
|------|---------|-----|-------------------------------|
| | 0162887 | 1 | Switch, front axle right hand |
| 1 | 3020140 | 1 | Limit switch |
| 2 | 3040070 | 1 | Connector locknut |
| 3 | 3040358 | 1 | Connector |
| 4 | 0161899 | 1 | Wire harness, steering switch |



AW0162887

Switch, main boom

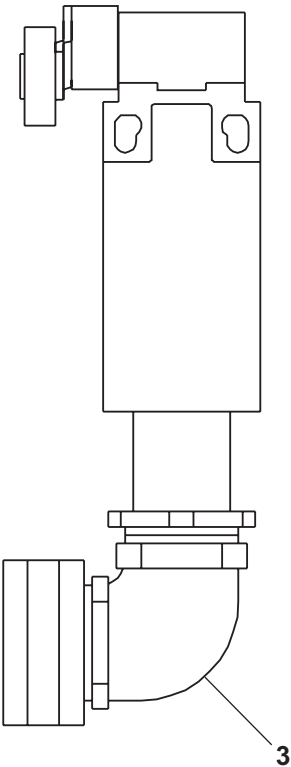
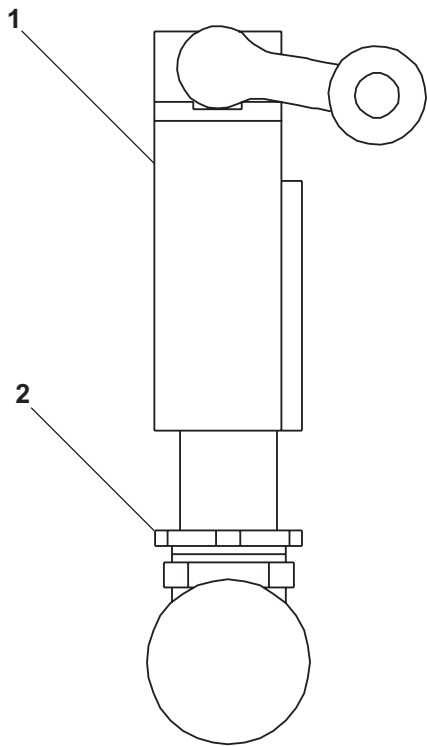
| item | part no | qty | description |
|------|---------|-----|--------------------|
| | 0162335 | 1 | Switch, main boom |
| 1 | 3020140 | 1 | Limit switch |
| 2 | 3040070 | 1 | Connector locknut |
| 3 | 3040358 | 1 | Connector |
| 4 | 0151684 | 1 | Limit switch lever |



AW0162335

Switch, riser

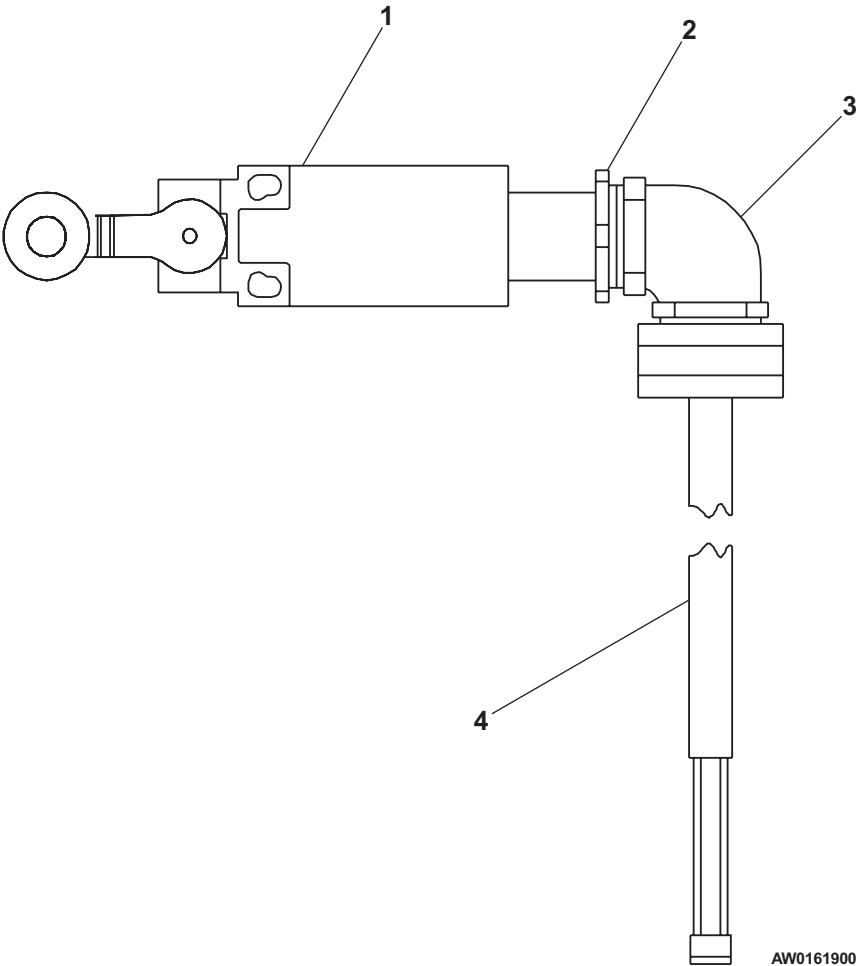
| item | part no | qty | description |
|------|---------|-----|-------------------|
| 1 | 0162331 | 1 | Switch, riser |
| 2 | 3020140 | 1 | Limit switch |
| 3 | 3040070 | 1 | Connector locknut |
| 3 | 3040358 | 1 | Connector |



AW0162331

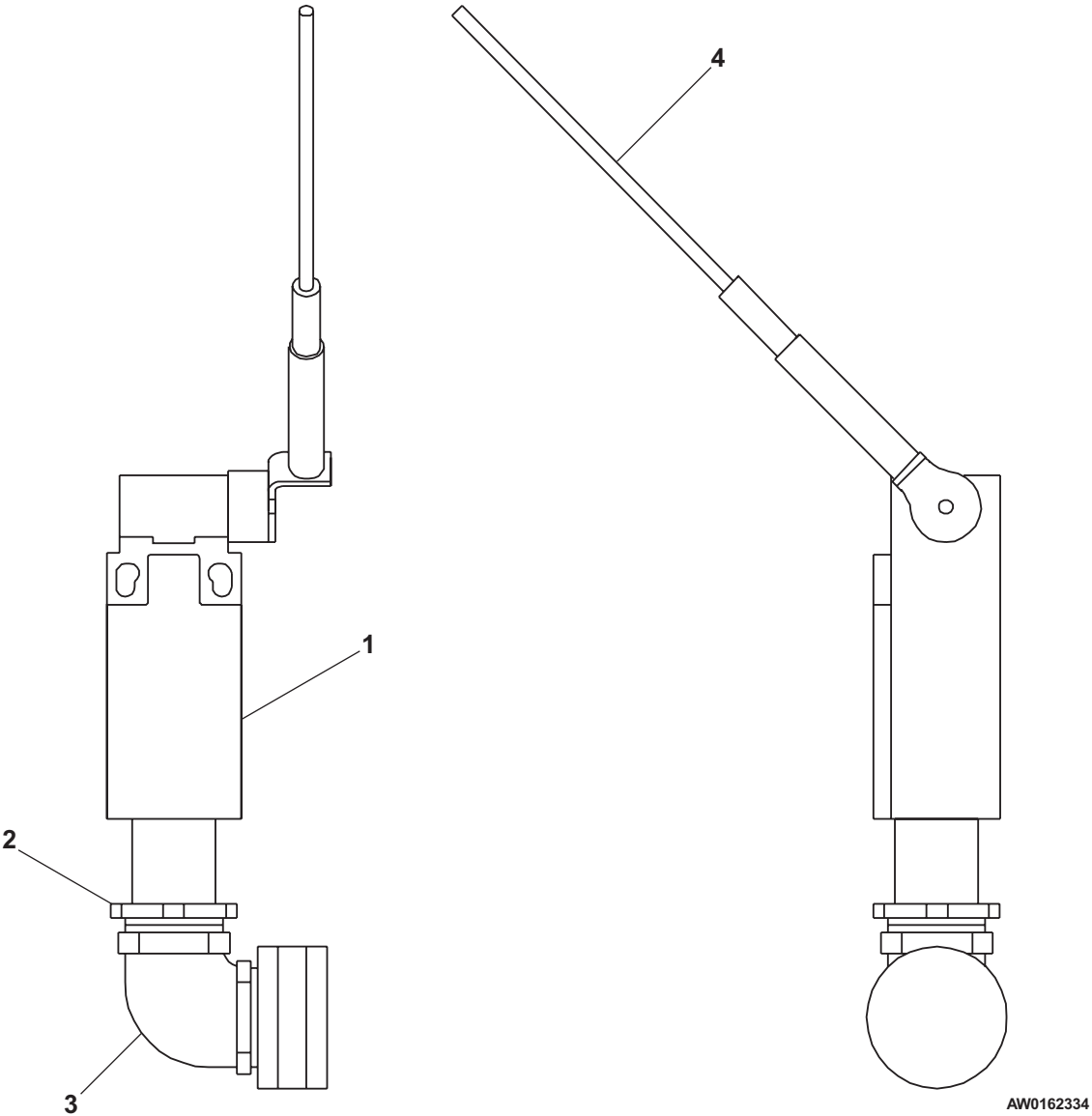
Switch, steering

| item | part no | qty | description |
|------|---------|-----|-------------------------------|
| | 0161900 | 1 | Switch, steering |
| 1 | 3020140 | 1 | Limit switch |
| 2 | 3040070 | 1 | Connector locknut |
| 3 | 3040358 | 1 | Connector |
| 4 | 0161899 | 1 | Wire harness, steering switch |



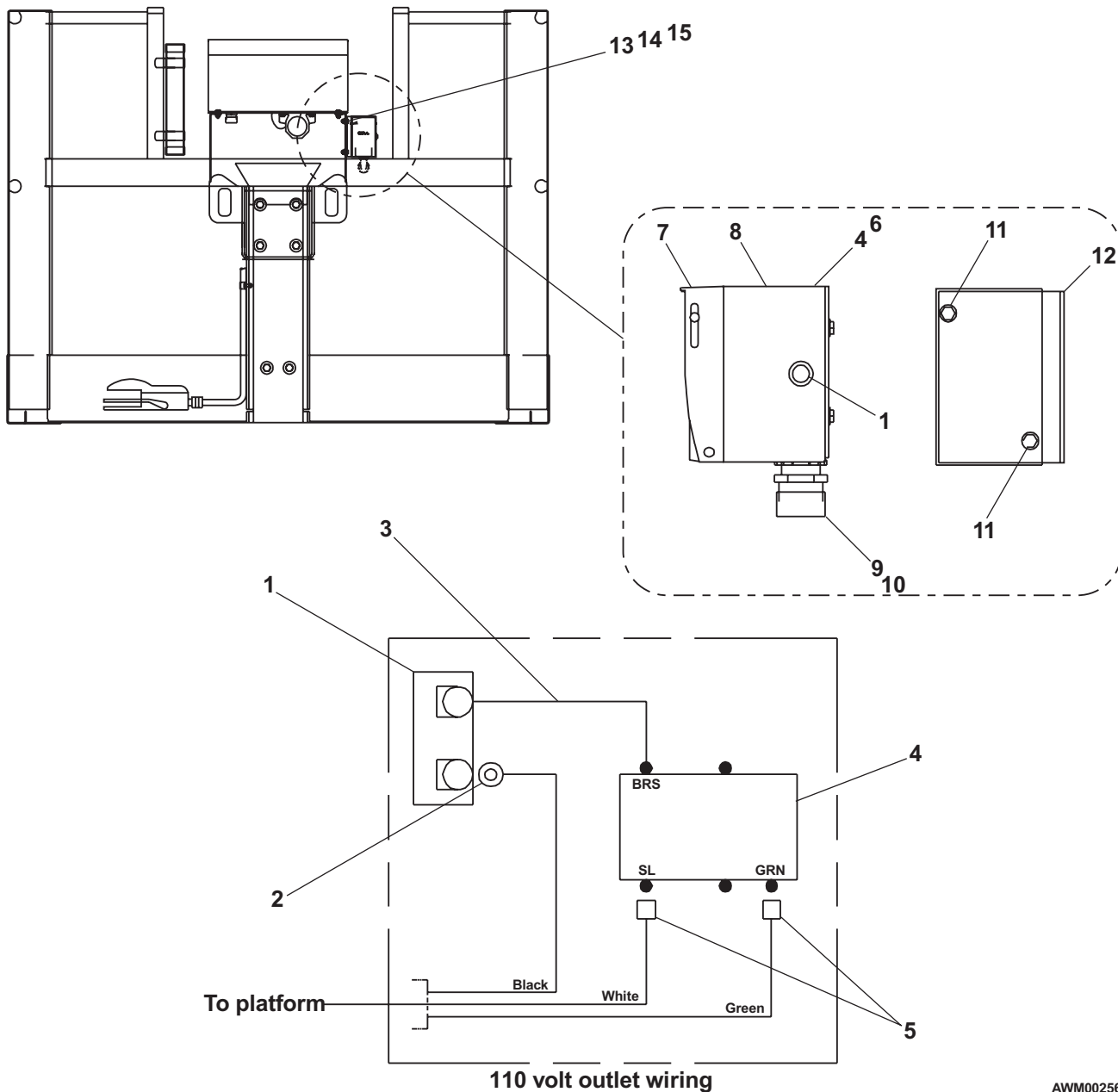
Switch, turntable

| item | part no | qty | description |
|------|---------|-----|--------------------|
| | 0162334 | 1 | Switch, turntable |
| 1 | 3020140 | 1 | Limit switch |
| 2 | 3040070 | 1 | Connector locknut |
| 3 | 3040358 | 1 | Connector |
| 4 | 0151684 | 1 | Limit switch lever |



Power to platform, 110 volt

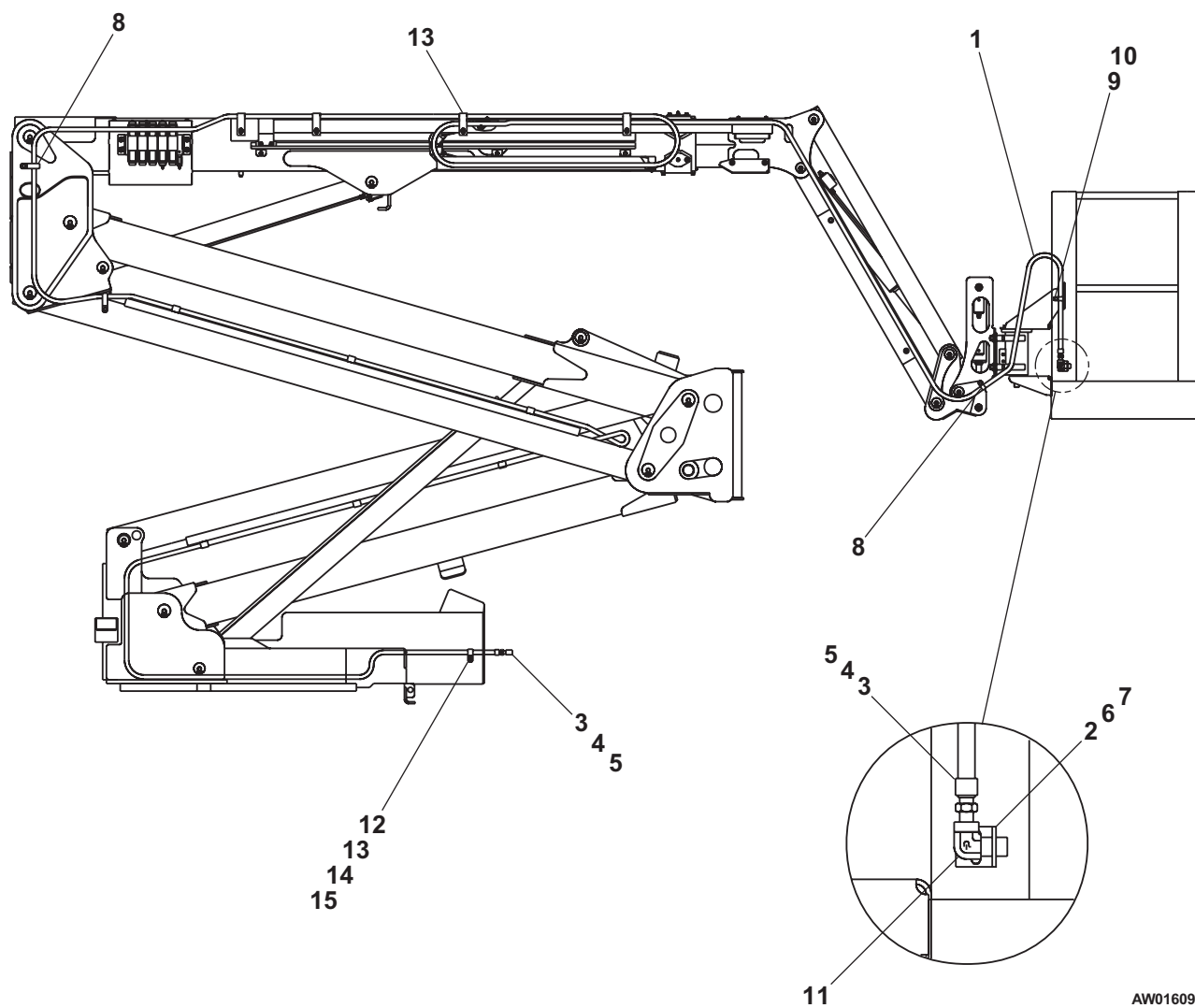
| item | part no | qty | description |
|------|------------|-----|--------------------------------------------------|
| 1 | 3040252 | 1 | Circuit breaker, 15 amp capacity |
| 2 | 3044854 | 1 | Terminal, ring tongue insulated 12/10 wire |
| 3 | 0071582 | 1 | Jumper wire |
| 4 | 3040624 | 1 | Electrical outlet, GFCI - 20 amp capacity |
| 5 | 3040397 | 2 | Terminal #8 spade 12/10 wire |
| 6 | 0074379 | 1 | Electrical outlet box |
| 7 | 3040625 | 1 | Cover, GFCI electrical outlet |
| 8 | 3040272 | 1 | Plug |
| 9 | 3040110 | 1 | Connector locknut |
| 10 | 3040116 | 1 | Connector |
| 11 | 5560258 | 2 | Machine screw #8 x 3/4 inch long self tapping |
| 12 | 0162060-99 | 1 | Mounting plate |
| 13 | 970099 | 2 | Capscrew 1/4-20 x 5/8 inch long hex head grade 5 |
| 14 | 986019 | 2 | Washer 1/4 medium flat |
| 15 | 984069 | 2 | Nut 1/4-20 hex |



AWM00256

Air line to platform

| item | part no | qty | description |
|------|------------|-----|--------------------------------------------------|
| 1 | 5010024 | 1 | Air hose, 1/2 inch diameter x 75 feet long |
| 2 | 0151743-99 | 1 | Angle, air hose |
| 3 | 5260012 | 2 | Pipe fitting, 1/2 inch diameter x 3/8 inch NPT |
| 4 | 7714203 | 2 | Hex head plug |
| 5 | 5550010 | 2 | Clamp |
| 6 | 5560004 | 2 | Nut 1/4-20 self locking |
| 7 | 970029 | 2 | Capscrew 1/4-20 x 3/4 inch long hex head grade 5 |
| 8 | 5093030 | 4 | Clamp |
| 9 | 5093006 | 1 | Clamp |
| 10 | 970439 | 1 | Capscrew 3/8-16 x 5/8 inch long hex head grade 5 |
| 11 | 5011003 | 1 | Street elbow 90° black |
| 12 | 5560031 | 1 | Nut 5/16-18 self locking |
| 13 | 0162058 | 8 | Clamp |
| 14 | 986269 | 1 | Washer 5/16 medium flat |
| 15 | 970259 | 1 | Capscrew 5/16-18 x 1 inch long hex head grade 5 |



AW016099

AC generator

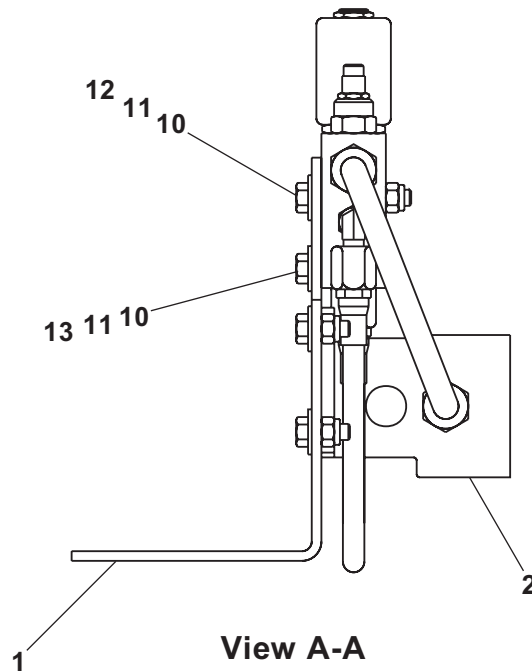
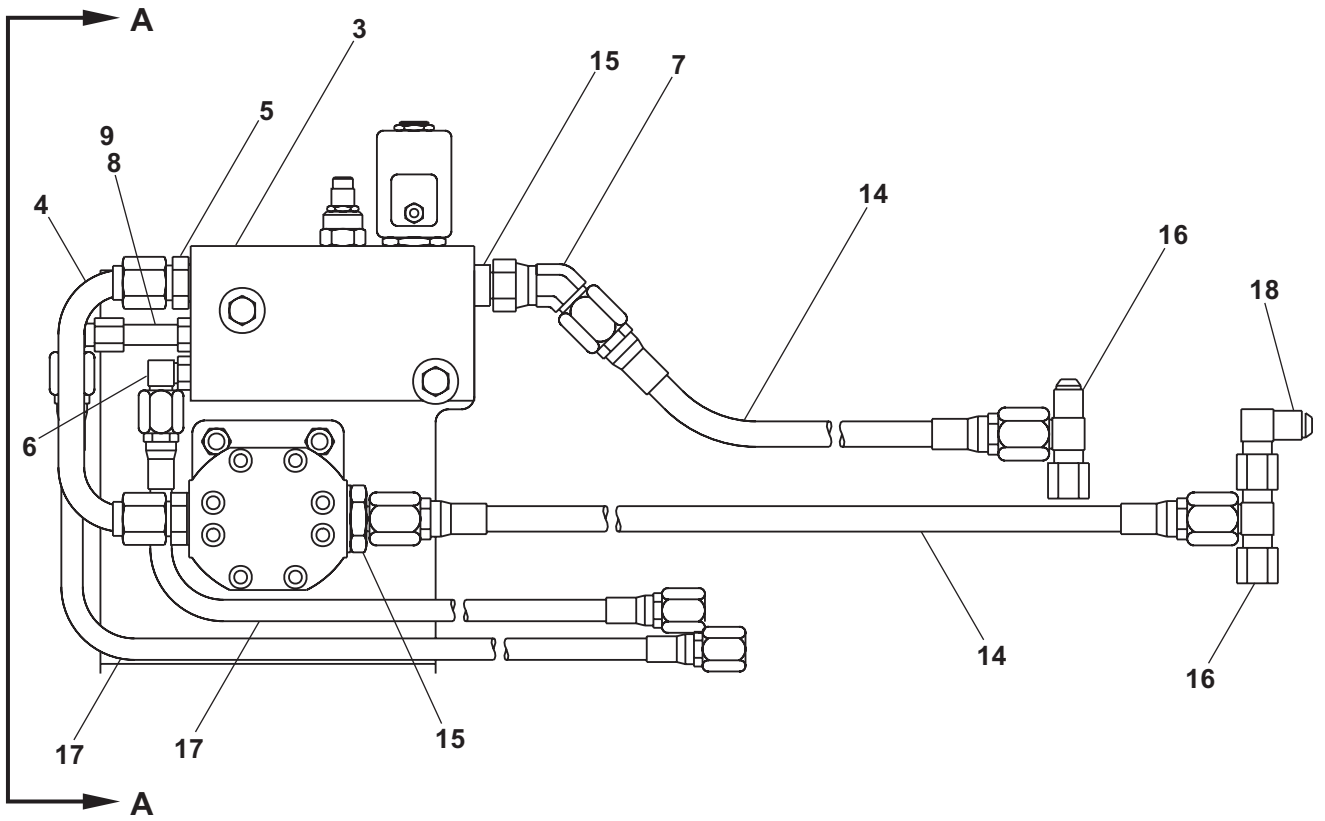
| item | part no | qty | description |
|------|------------|-----|---------------------------------------------------------|
| 1 | 0162181-99 | 1 | Auxiliary battery tray |
| 2 | 3080001 | 1 | Generator, AC hydraulic powered |
| 3 | 0161912 | 1 | AC hydraulic motor - (see page 4-6 for parts breakdown) |
| 4 | 7240012 | 1 | Coupling |
| 5 | 0151484-99 | 1 | Coupling cover |
| 6 | 970259 | 8 | Capscrew 5/16-18 x 1 inch long hex head grade 5 |
| 7 | 986269 | 8 | Washer 5/16 medium flat |
| 8 | 5560031 | 8 | Nut 5/16-18 self locking |
| 9 | 970499 | 4 | Capscrew 3/8-16 x 1-3/4 inch long hex head grade 5 |
| 10 | 5560033 | 8 | Nut 3/8-16 self locking |
| 11 | 986299 | 16 | Washer 3/8 medium flat |
| 12 | 970909 | 4 | Capscrew 1/2-13 x 1-1/2 inch long hex head grade 5 |
| 13 | 5560354 | 2 | Carriage bolt 1/2-13 x 1-1/2 inch long |
| 14 | 984069 | 6 | Nut 1/2-13 hex |
| 15 | 986359 | 6 | Washer 1/2 medium flat |
| 16 | 0162349 | 1 | Wire, AC generator |
| 17 | | 1 | Heat shrink tubing - (not sold separately) |
| 18 | 3020047 | 1 | Switch, toggle |
| 19 | 0071555 | 2 | Jumper wire |



AC hydraulic motor

| item | part no | qty | description |
|------|---------|-----|-----------------------------------------------------|
| | 0161912 | 1 | AC hydraulic motor |
| 1 | 0161814 | 1 | Mounting bracket |
| 2 | 6030029 | 1 | Hydraulic motor, AC generator |
| | 8020018 | 1 | Seal repair kit |
| 3 | 6010489 | 1 | Valve, AC generator |
| | 6010508 | 1 | Replacement cartridge with coil |
| | 3040467 | 1 | Replacement coil |
| | 6010509 | 1 | Replacement cartridge |
| | 6010510 | 1 | Replacement shuttle valve cartridge |
| | 6018901 | 1 | Flow control valve |
| 4 | 0162348 | 1 | 1/2 inch hydraulic tube |
| 5 | 5065709 | 2 | Straight thread adapter |
| 6 | 5035303 | 1 | Straight thread 90° elbow |
| 7 | 5036905 | 1 | Swivel nut 45° elbow |
| 8 | 5065803 | 1 | Straight thread adapter |
| 9 | 5037003 | 1 | Swivel nut 90° elbow |
| 10 | 986269 | 6 | Washer 5/16 medium flat |
| 11 | 5560033 | 6 | Nut 3/8-16 self locking |
| 12 | 970299 | 2 | Capscrew 5/16-18 x 2 inch long hex head grade 5 |
| 13 | 970269 | 4 | Capscrew 5/16-18 x 1-1/4 inch long hex head grade 5 |
| 14 | 0050401 | 2 | 3/8 inch hydraulic hose |
| 15 | 5065708 | 2 | Straight thread adapter |
| 16 | 5036705 | 2 | Swivel nut run tee |
| 17 | 0070772 | 2 | 1/4 inch hydraulic hose |
| 18 | 5037005 | 1 | Swivel nut 90° elbow |

AC hydraulic motor

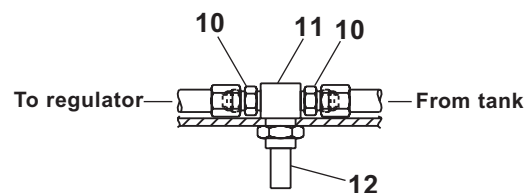
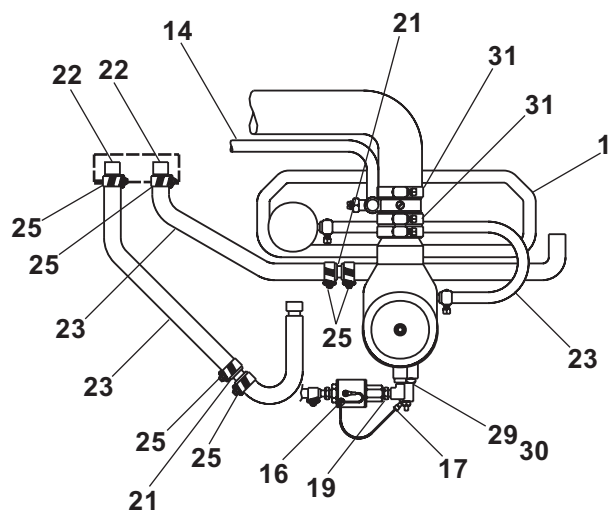
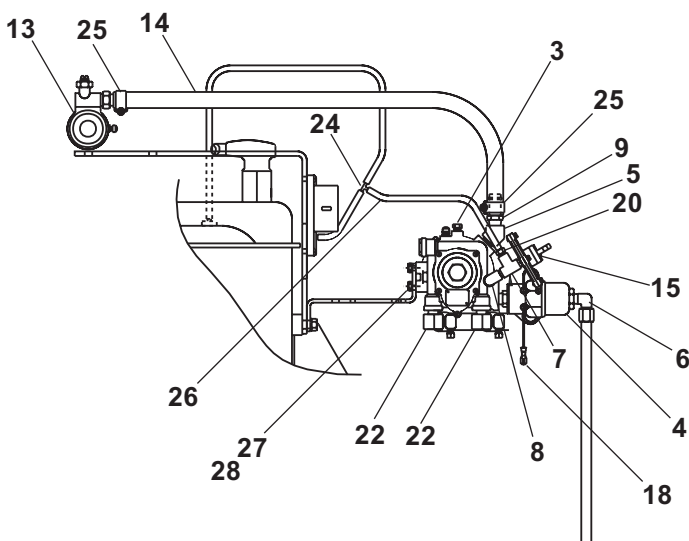


AW0161912

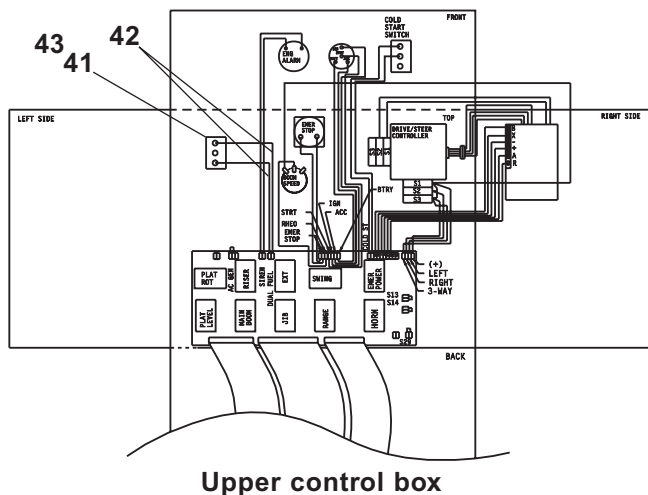
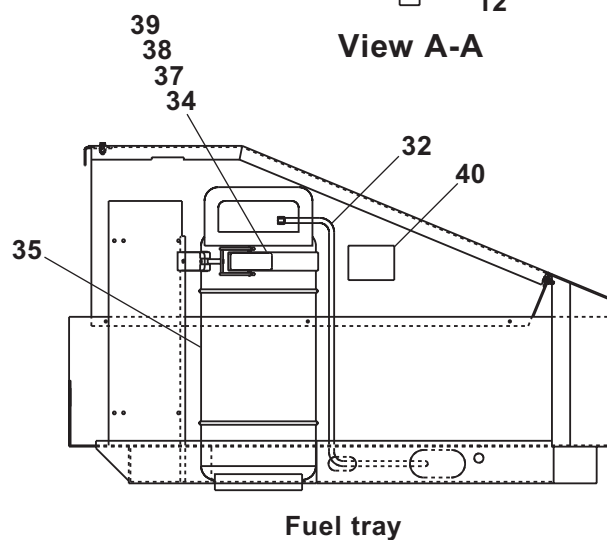
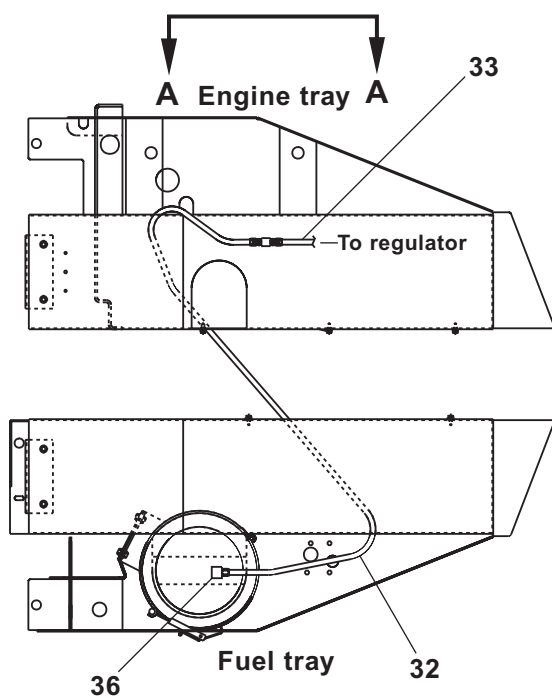
Dual fuel, Ford engine

| item | part no | qty | description |
|------|------------|-----|----------------------------------------------------------------------|
| 1 | 7620051 | 1 | Engine, Ford VSG-413 gasoline (before 2-26-01) |
| | 7624749 | 1 | Engine, Ford VSG-413 gasoline (after 2-26-01) |
| 2 | 0151899 | 1 | Dual fuel kit, liquid withdrawal - (kit includes items 3 through 14) |
| 3 | Kit item | 1 | Regulator - (not sold separately) |
| 4 | Kit item | 1 | Filter lock - (not sold separately) |
| 5 | Kit item | 1 | Street 3/8 NPT 45° elbow - (not sold separately) |
| 6 | Kit item | 1 | Male 1/4 NPT 90° elbow brass - (not sold separately) |
| 7 | Kit item | 1 | Street tee 1/8 NPT brass - (not sold separately) |
| 8 | Kit item | 1 | Street 1/8 NPT 90° elbow - (not sold separately) |
| 9 | Kit item | 1 | Hose connector - (not sold separately) |
| 10 | Kit item | 2 | Connector - (not sold separately) |
| 11 | Kit item | 1 | Bulkhead tee - (not sold separately) |
| 12 | Kit item | 1 | Hose adapter - (not sold separately) |
| 13 | Kit item | 1 | Relief valve - (not sold separately) |
| 14 | Kit item | 1 | LP fuel hose - (not sold separately) |
| 15 | 3020054 | 1 | Vacuum switch - (included with engine, item 1) |
| | 8130005 | 1 | Replacement switch |
| 16 | 5230005 | 1 | Gasoline fuel shut-off valve |
| 17 | 3044146 | 1 | Terminal #10 stud insulated 22/18 wire |
| 18 | 3040083 | 1 | Terminal .250 tab female fully insulated 16/14 wire |
| 19 | 5090011 | 1 | Nipple 1/8 NPT brass |
| 20 | 5090024 | 1 | Vacuum fitting 1/8 NPT brass straight |
| 21 | 5039601 | 2 | Splice |
| 22 | 5039501 | 2 | Beaded 90° elbow |
| 23 | 5010020 | 1 | Fuel hose, 5/8 inch diameter x 66 inch long |
| 24 | 5090044 | 1 | Vacuum line tee |
| 25 | 5550010 | 8 | Clamp |
| 26 | 5010007 | 1 | Vacuum hose, 3/16 inch diameter x 12 inch long |
| 27 | 970029 | 2 | Capscrew 1/4-20 x 3/4 inch long hex head grade 5 |
| 28 | 987099 | 2 | Washer 1/4 medium lock |
| 29 | 7630335 | 1 | Shut-off solenoid |
| 30 | 5560034 | 1 | Nut #10-24 self locking |
| 31 | 5550030 | 2 | Clamp |
| 32 | 0072177 | 1 | LP gas fuel hose |
| 33 | 0101724 | 1 | LP gas fuel hose |
| 34 | 0070969-99 | 1 | Bracket, LP gas cylinder - (includes left and right hand brackets) |
| 35 | 9940005 | 1 | LP gas cylinder, liquid withdrawal 43.5 lb capacity |
| 36 | 0070974 | 1 | Coupler, female LPG |
| 37 | 970469 | 4 | Capscrew 3/8-16 x 1 inch long hex head grade 5 |
| 38 | 984109 | 4 | Nut 3/8-16 hex |
| 39 | 986299 | 4 | Washer 3/8 medium flat |
| 40 | 0081441 | 1 | Decal, caution liquid withdrawal |
| 41 | 3020097 | 1 | Switch, toggle |
| 42 | 0070715 | 2 | Jumper wire |
| 43 | 3020141 | 1 | Switch seal |

Dual fuel, Ford engine



View A-A



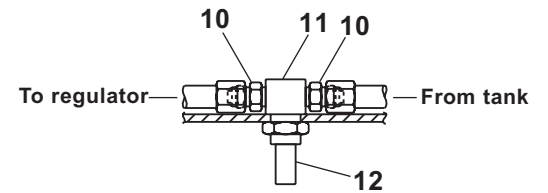
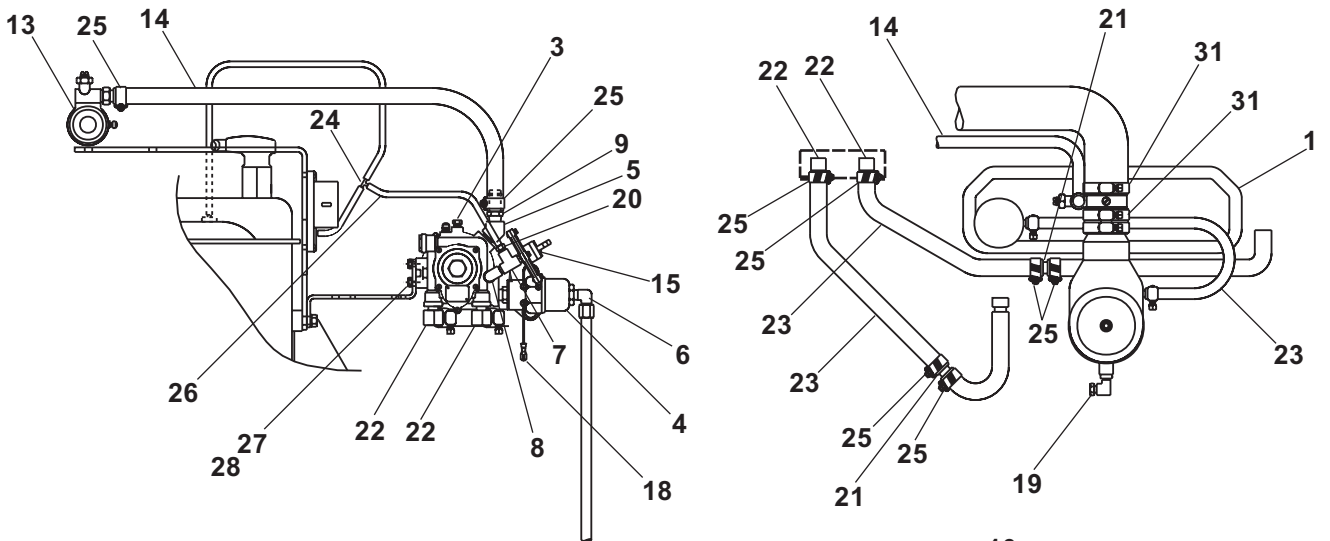
Upper control box

AWA16082

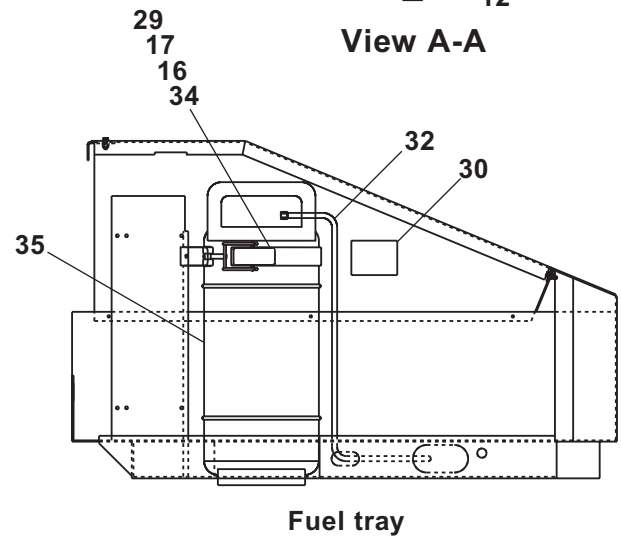
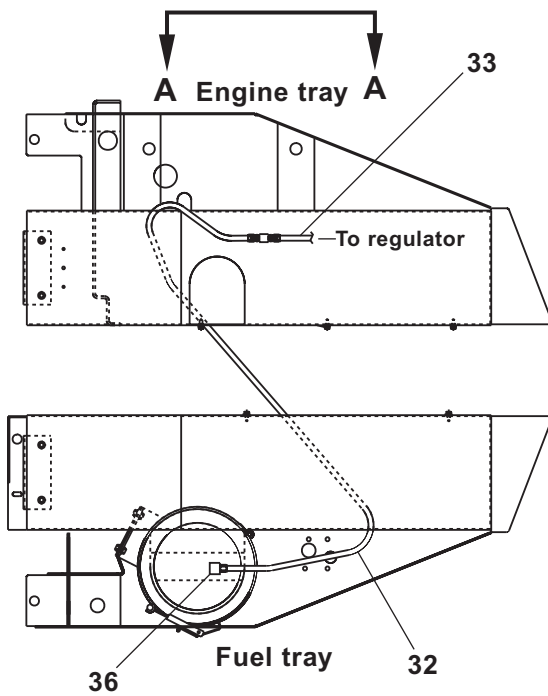
LP fuel only, Ford engine

| item | part no | qty | description |
|------|------------|-----|----------------------------------------------------------------------|
| 1 | 7620051 | 1 | Engine, Ford VSG-413 gasoline (before 2-26-01) |
| | 7624749 | 1 | Engine, Ford VSG-413 gasoline (after 2-26-01) |
| 2 | 0151899 | 1 | Dual fuel kit, liquid withdrawal - (kit includes items 3 through 14) |
| 3 | Kit item | 1 | Regulator - (not sold separately) |
| 4 | Kit item | 1 | Filter lock - (not sold separately) |
| 5 | Kit item | 1 | Street 3/8 NPT 45° elbow - (not sold separately) |
| 6 | Kit item | 1 | Male 1/4 NPT 90° elbow brass - (not sold separately) |
| 7 | Kit item | 1 | Street tee 1/8 NPT brass - (not sold separately) |
| 8 | Kit item | 1 | Street 1/8 NPT 90° elbow - (not sold separately) |
| 9 | Kit item | 1 | Hose connector - (not sold separately) |
| 10 | Kit item | 2 | Connector - (not sold separately) |
| 11 | Kit item | 1 | Bulkhead tee - (not sold separately) |
| 12 | Kit item | 1 | Hose adapter - (not sold separately) |
| 13 | Kit item | 1 | Relief valve - (not sold separately) |
| 14 | Kit item | 1 | LP fuel hose - (not sold separately) |
| 15 | 3020054 | 1 | Vacuum switch - (included with engine, item 1) |
| | 8130005 | 1 | Replacement switch |
| 16 | 970469 | 4 | Capscrew 3/8-16 x 1 inch long hex head grade 5 |
| 17 | 984109 | 4 | Nut 3/8-16 hex |
| 18 | 3040083 | 1 | Terminal .250 tab female fully insulated 16/14 wire |
| 19 | 7710013 | 1 | Pipe plug 1/8 NPT square head |
| 20 | 5090024 | 1 | Vacuum fitting |
| 21 | 5039601 | 2 | Splice |
| 22 | 5039501 | 2 | Beaded 90° elbow |
| 23 | 5010020 | 1 | Fuel hose, 5/8 inch diameter x 66 inch long |
| 24 | 5090044 | 1 | Vacuum line tee |
| 25 | 5550010 | 8 | Clamp |
| 26 | 5010006 | 1 | Vacuum hose, 1/4 inch diameter x 9 inch long |
| 27 | 970029 | 2 | Capscrew 1/4-20 x 3/4 inch long hex head grade 5 |
| 28 | 987099 | 2 | Washer 1/4 medium lock |
| 29 | 986299 | 4 | Washer 3/8 medium flat |
| 30 | 0081441 | 1 | Decal, caution liquid withdrawal |
| 31 | 5550040 | 2 | Clamp |
| 32 | 0072177 | 1 | LP gas fuel hose |
| 33 | 0101724 | 1 | LP gas fuel hose |
| 34 | 0070969-99 | 1 | Bracket, LP gas cylinder - (includes left and right hand brackets) |
| 35 | 9940005 | 1 | LP gas cylinder, liquid withdrawal 43.5 lb capacity |
| 36 | 0070974 | 1 | Coupler, female LPG |
| 37 | 0111476 | 2 | Jumper wire |
| 38 | 7630309 | 1 | Fuel pump close out plate - (not shown, replaces fuel pump) |

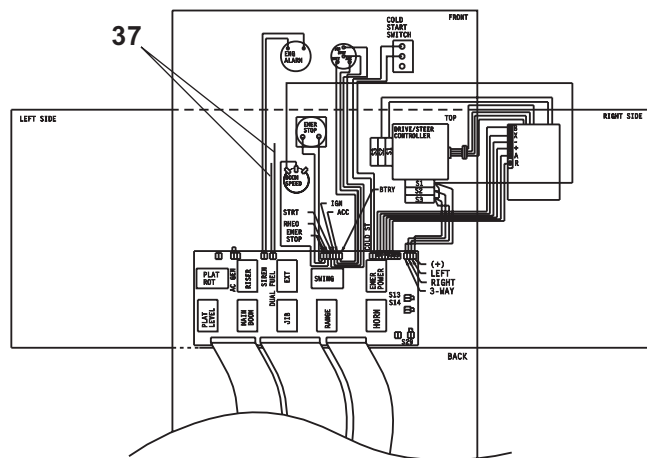
LP fuel only, Ford engine



View A-A



Fuel tray

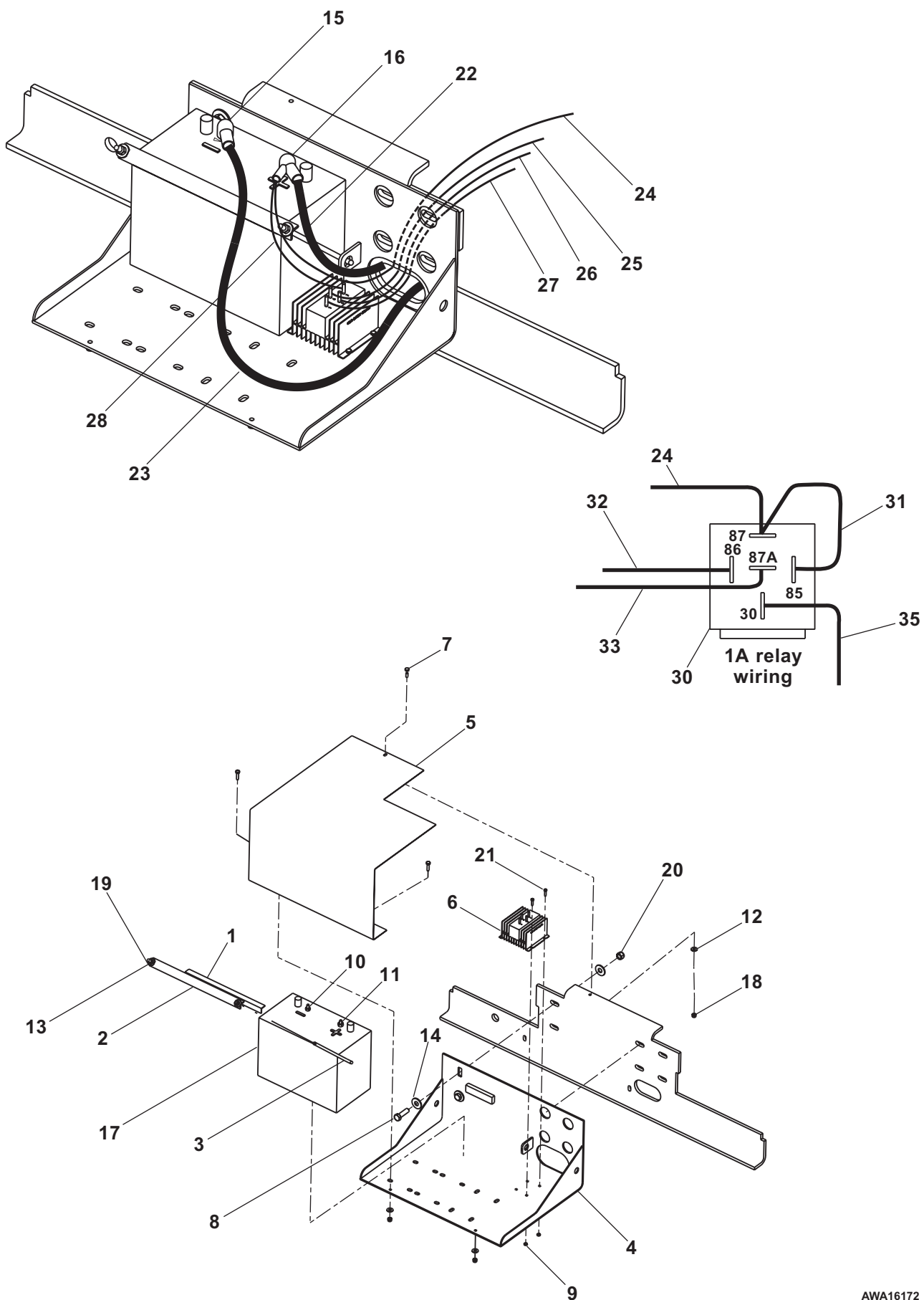


Upper control box

AWA16083

Battery, extra for Ford

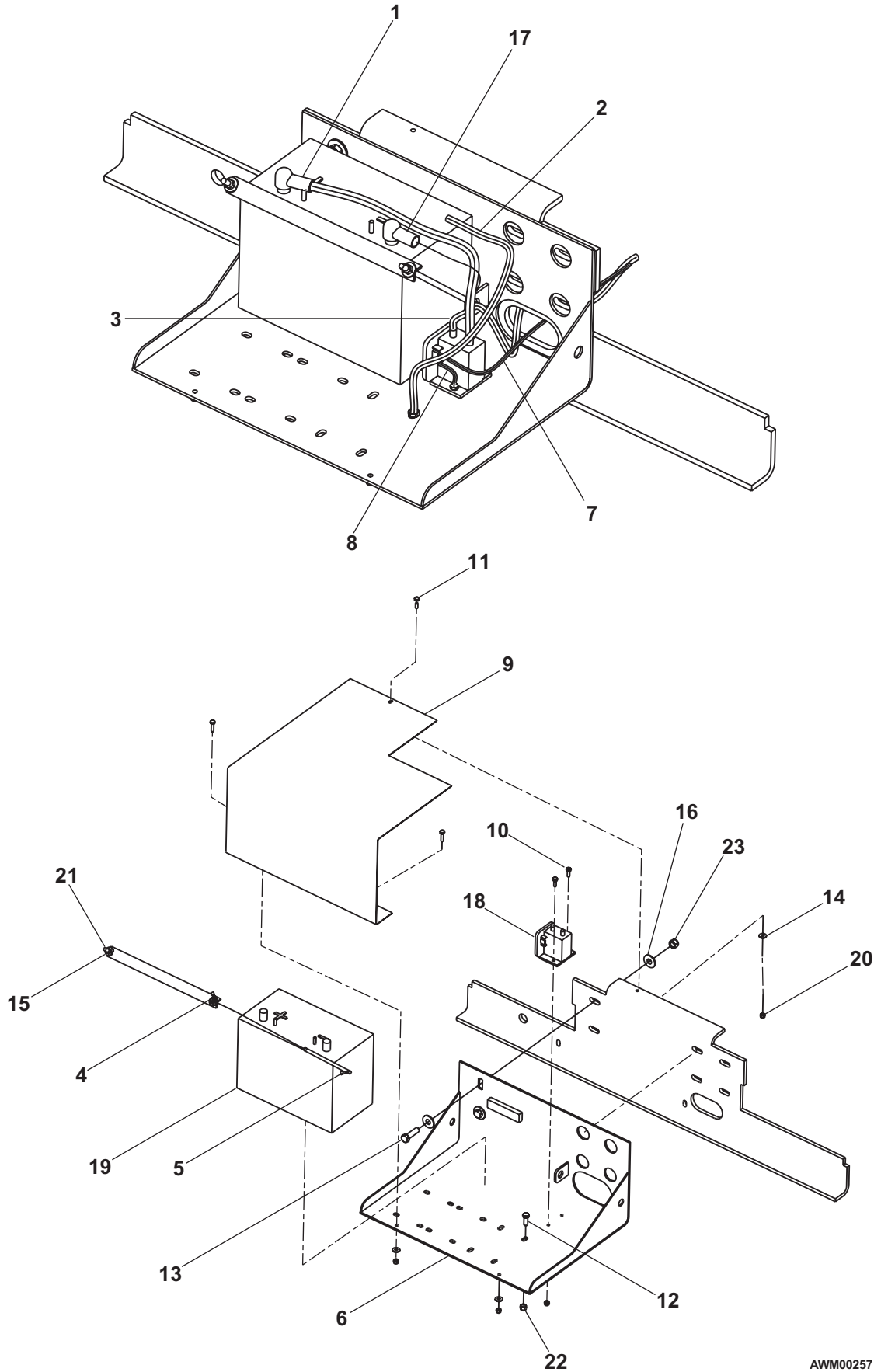
| item | part no | qty | description |
|------|------------|-----|-------------------------------------------------------------------------------|
| 1 | 0150811 | 1 | Insulator angle |
| 2 | 0150813-99 | 1 | Battery hold down angle |
| 3 | 0150910 | 2 | Battery hold down bolt |
| 4 | 0162181-99 | 1 | Auxiliary battery tray |
| 5 | 0162507-99 | 1 | Cover, battery tray |
| 6 | 0162936 | 1 | Battery isolator |
| 7 | 970049 | 3 | Capscrew 1/4-20 x 1 inch long hex head grade 5 |
| 8 | 970919 | 2 | Capscrew 1/2-13 x 1-3/4 inch long hex head grade 5 |
| 9 | 984049 | 2 | Nut #10-24 hex |
| 10 | 984089 | 1 | Nut 5/16-18 hex |
| 11 | 984109 | 1 | Nut 3/8-16 hex |
| 12 | 986019 | 3 | Washer 1/4 medium flat |
| 13 | 986269 | 2 | Washer 5/16 medium flat |
| 14 | 986359 | 4 | Washer 1/2 medium flat |
| 15 | 3040269 | 1 | Insulator boot |
| 16 | 3040270 | 1 | Insulator boot |
| 17 | 3050002 | 1 | Emergency power battery, 12 volt DC 550 CCA |
| 18 | 5560004 | 3 | Nut 1/4-20 self locking |
| 19 | 5560031 | 2 | Nut 5/16-18 self locking |
| 20 | 5560039 | 2 | Nut 1/2-13 self locking |
| 21 | 5560619 | 2 | Capscrew #10-24 x 3/4 inch long round head |
| 22 | 0090959 | 1 | Jumper wire |
| 23 | 0151159 | 1 | Wire |
| 24 | 0162970 | 1 | Jumper wire - (emergency power battery + post to 87 post on 1A relay) |
| 25 | 0162971 | 1 | Jumper wire - (battery isolator A to ammeter) |
| 26 | 0162972 | 1 | Jumper wire - (battery isolator E to 6A on emergency power contactor) |
| 27 | 0162973 | 1 | Jumper wire - (battery isolator I to + on starter battery) |
| 28 | 0162974 | 1 | Jumper wire - (emergency power battery + post to 2 post on battery isolator) |
| 29 | 0090318 | 1 | Battery wire - (starter battery – post to battery disconnect switch) |
| 30 | 3040469 | 1 | Relay, 12 volt DC |
| 31 | 0162975 | 1 | Jumper wire - (1A relay 85 post to 87A post) |
| 32 | 0162976 | 1 | Diode wire - (1A relay 86 post to connector #1 - pin 11 in lower control box) |
| 33 | 0162977 | 1 | Jumper wire - (starter battery + post to 1A relay 87A post) |
| 34 | 0162978 | 1 | Jumper wire - (lower control box circuit 45) |
| 35 | 0162979 | 1 | Jumper wire - (1A relay 30 post to wire #1A in gauge panel harness) |



Battery, extra for Kubota

| item | part no | qty | description |
|------|------------|-----|-------------------------------------------------------------------|
| 1 | 0090315 | 1 | Wire |
| 2 | 0090318 | 1 | Battery wire |
| 3 | 0090959 | 1 | Jumper wire - (battery separator to battery disconnect switch) |
| 4 | 0150813-99 | 1 | Battery hold down angle |
| 5 | 0150910 | 2 | Battery hold down bolt |
| 6 | 0162181-99 | 1 | Auxiliary battery tray |
| 7 | 0162502 | 1 | Ground wire - (battery separator to key switch at lower controls) |
| 8 | 0162506 | 1 | Ground wire |
| 9 | 0162507-99 | 1 | Cover, battery tray |
| 10 | 970029 | 2 | Capscrew 1/4-20 x 3/4 inch long hex head grade 5 |
| 11 | 970049 | 3 | Capscrew 1/4-20 x 1 inch long hex head grade 5 |
| 12 | 970469 | 1 | Capscrew 3/8-16 x 1 inch long hex head grade 5 |
| 13 | 970919 | 2 | Capscrew 1/2-13 x 1-3/4 inch long hex head grade 5 |
| 14 | 986019 | 3 | Washer 1/4 medium flat |
| 15 | 986269 | 2 | Washer 5/16 medium flat |
| 16 | 986359 | 4 | Washer 1/2 medium flat |
| 17 | 3040269 | 2 | Insulator boot |
| 18 | 3049897 | 1 | Battery separator |
| 19 | 3050002 | 1 | Battery, 12 volt DC - 550 CCA |
| 20 | 5560004 | 5 | Nut 1/4-20 self locking |
| 21 | 5560031 | 2 | Nut 5/16-18 self locking |
| 22 | 5560033 | 1 | Nut 3/8-16 self locking |
| 23 | 5560039 | 2 | Nut 1/2-13 self locking |

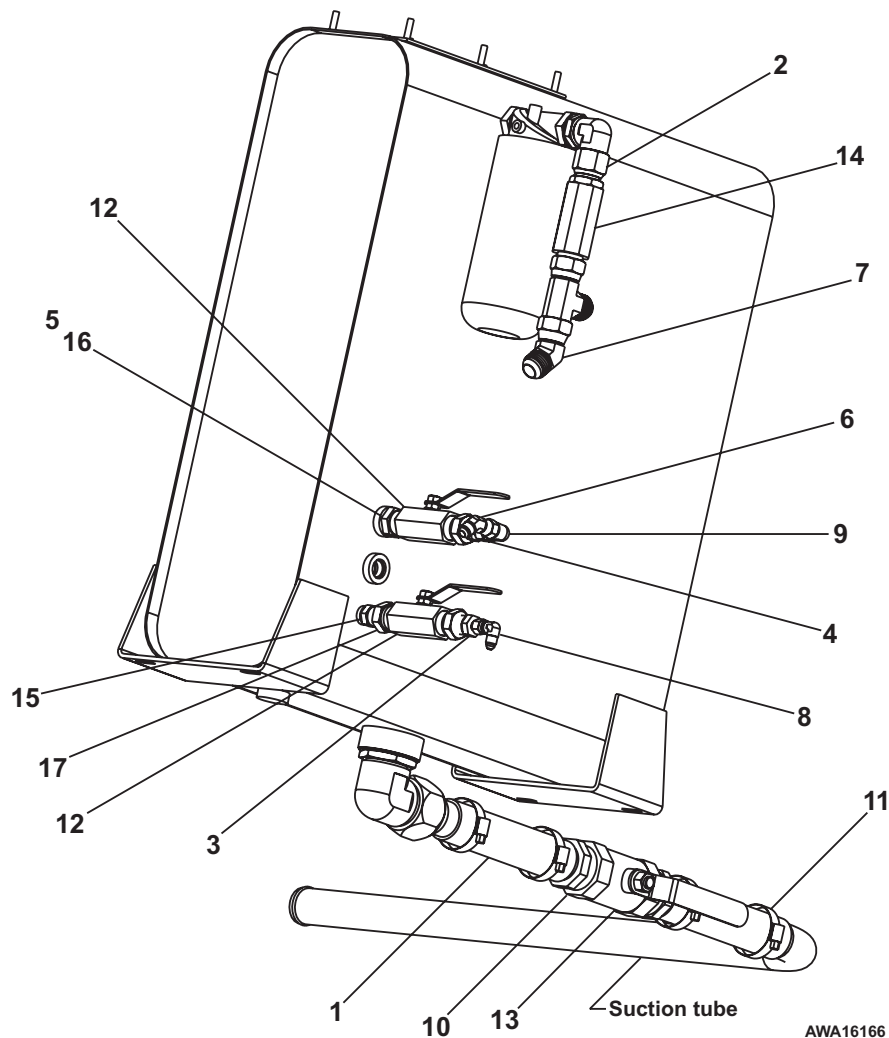
Battery, extra for Kubota



AWM00257

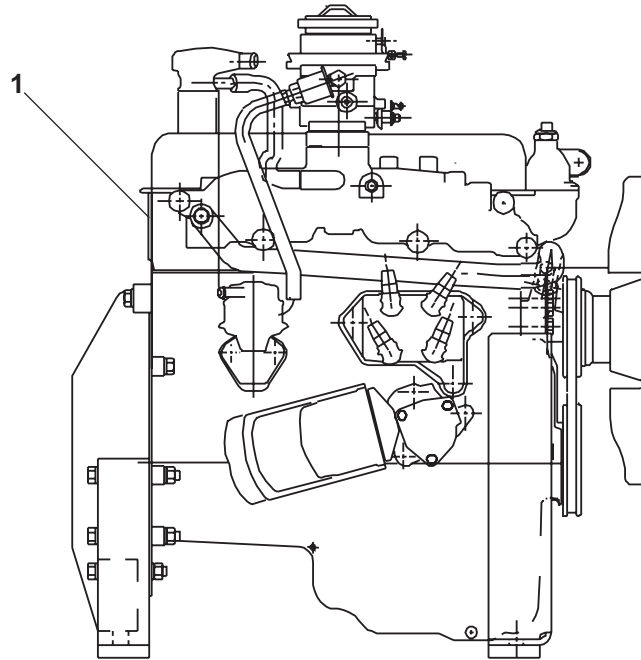
Isolation valve

| item | part no | qty | description |
|------|---------|-----|--------------------------------------------|
| 1 | 0162219 | 1 | 1-1/2 inch suction hose x 14-1/2 inch long |
| 2 | 5020001 | 1 | Elbow, special swivel |
| 3 | 5033605 | 2 | Male adapter |
| 4 | 5033611 | 1 | Male adapter |
| 5 | 5033615 | 1 | Male adapter |
| 6 | 5036905 | 1 | Swivel nut 45° elbow |
| 7 | 5036908 | 1 | Swivel nut 45° elbow |
| 8 | 5037003 | 1 | Swivel nut 90° elbow |
| 9 | 5037005 | 1 | Swivel nut 90° elbow |
| 10 | 5037305 | 2 | Straight connector |
| 11 | 5550030 | 4 | Clamp |
| 12 | 6010495 | 2 | Ball valve, 3/4 NPT |
| 13 | 6010498 | 1 | Ball valve, 1-1/2 NPT |
| 14 | 6011313 | 1 | Check valve, in line |
| 15 | 7119904 | 1 | O-ring |
| 16 | 7119908 | 1 | O-ring |
| 17 | 7720604 | 3 | Reducer bushing 3/4 x 1/2 |

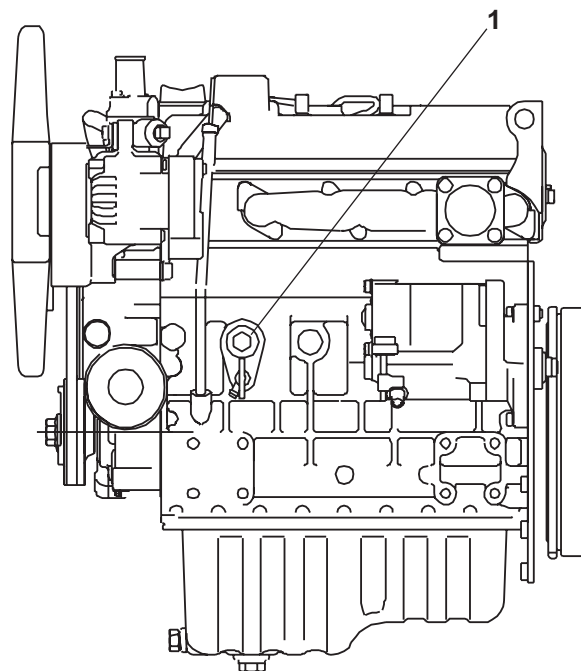


Engine block heater

| item | part no | qty | description |
|------|---------|-----|---------------------------------------------------------------------------|
| 1 | 7630338 | 1 | Engine block heater with cord, Ford VSG-413 engine |
| | 7630287 | 1 | Engine block heater with cord, Kubota engine |
| 2 | 0181634 | 1 | Decal, engine block heater - (decal located as close to plug as possible) |



Ford engine

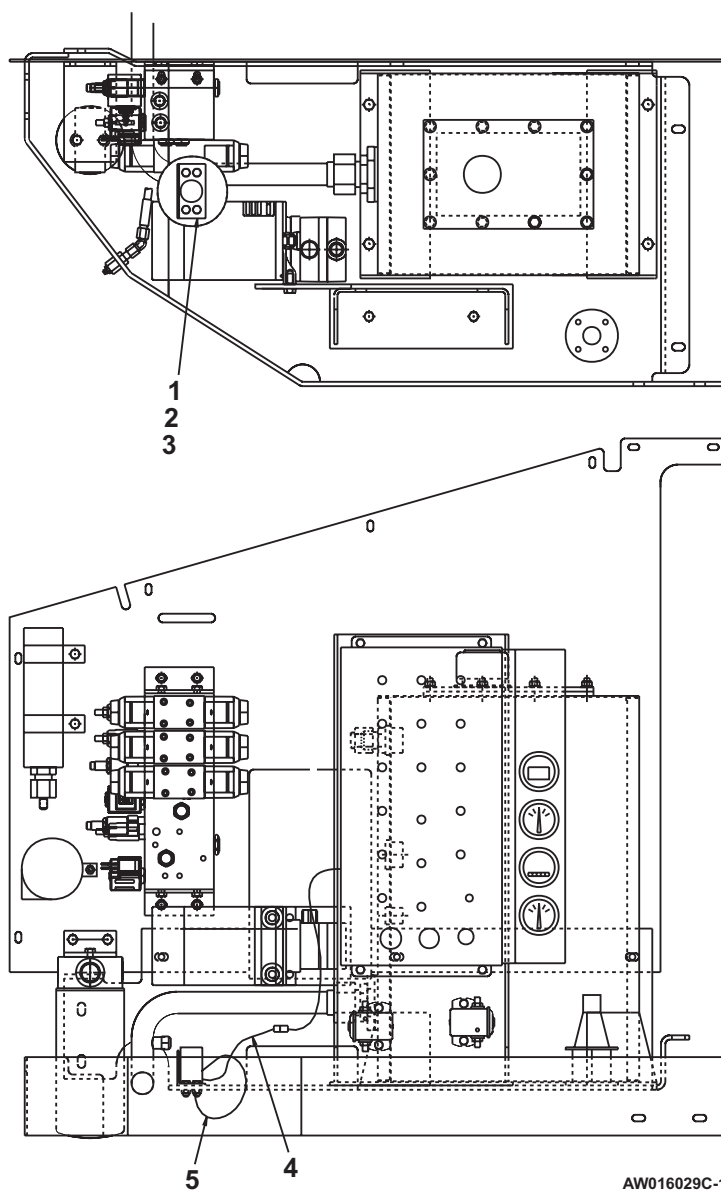


Kubota engine

AWM00260

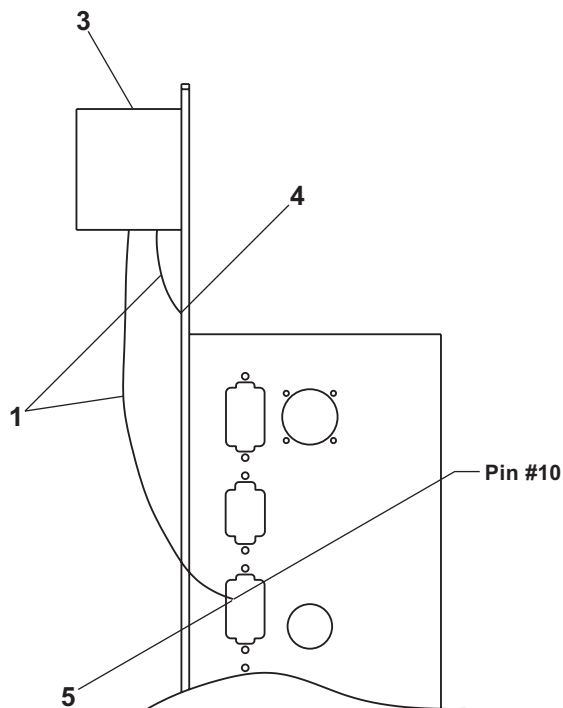
Motion alarm

| item | part no | qty | description |
|------|---------|-----|-------------------------------------------------|
| 1 | 3040593 | 1 | Any function alarm or descent only alarm |
| 2 | 5560648 | 4 | Alarm |
| 3 | 5560034 | 4 | Machine screw #10-24 x 3/4 inch long truss head |
| 4 | 0152536 | 1 | Nut #10-24 self locking |
| 4 | 0152536 | 1 | Jumper wire |
| 5 | 0152537 | 1 | Jumper wire |

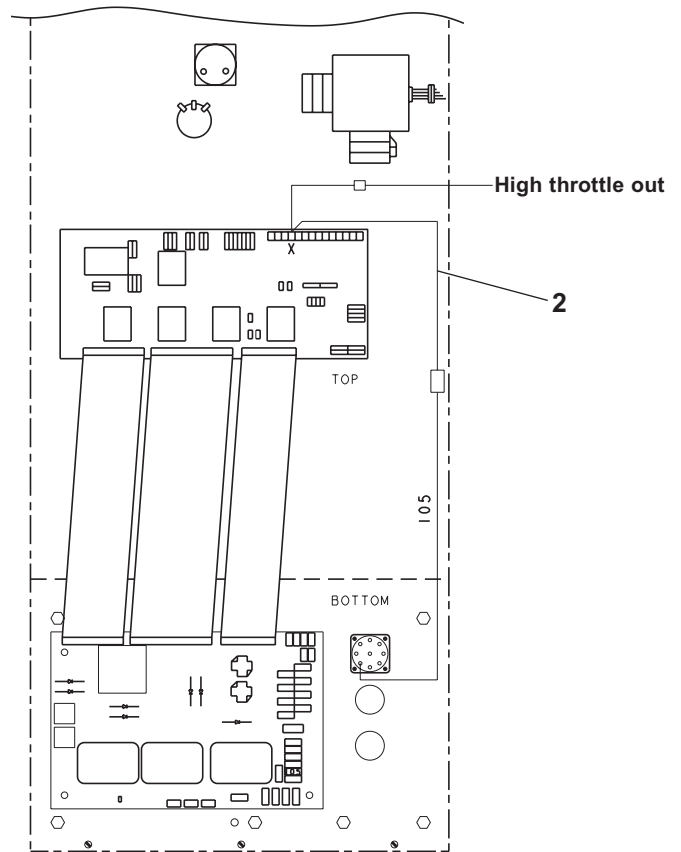


Motion alarm, drive

| item | part no | qty | description |
|------|---------|-----|-----------------------------------------------|
| 1 | 3011601 | 1 | Wire 16 gauge single conductor x 30 inch long |
| 2 | 0162305 | 1 | Jumper wire, upper control box |
| 3 | 3040593 | 1 | Alarm |
| 4 | 3044162 | 1 | Terminal 1/4 ring tongue insulated 16/14 wire |
| 5 | 3040342 | 1 | Socket contact |



Lower control box

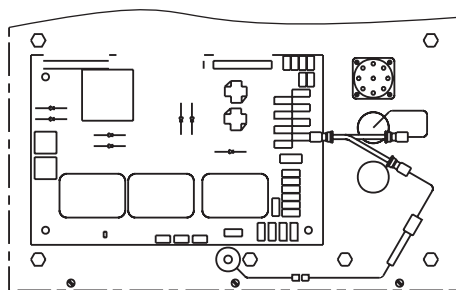


Upper control box

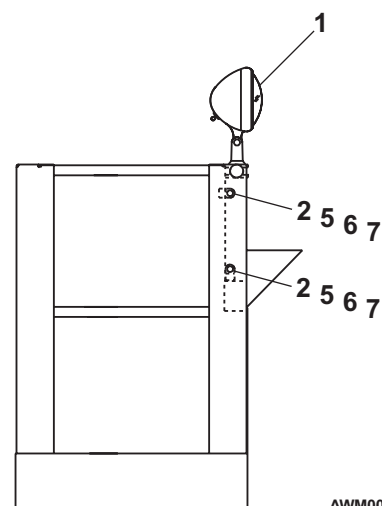
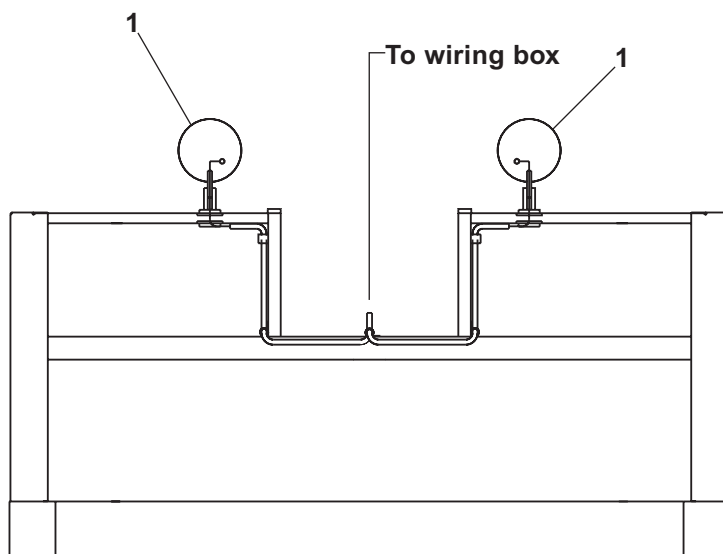
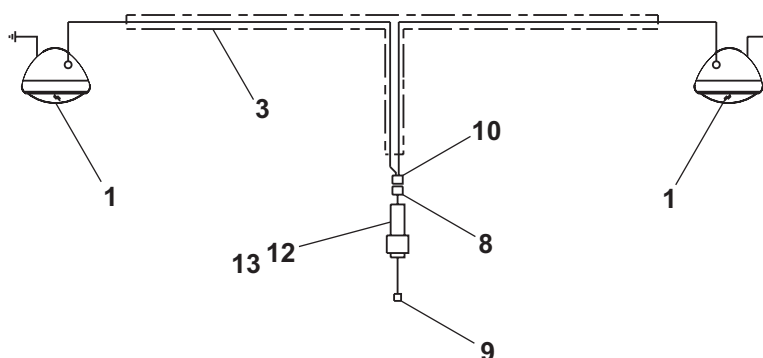
AW016029C-2

Platform lights

| item | part no | qty | description |
|------|---------|-----|-------------------------------------------------------------|
| 1 | 3064413 | 2 | Light, incandescent with clamp bracket |
| 2 | 5093019 | 5 | Hose clamp |
| 3 | 3090019 | 1 | Flexgard tube |
| 4 | 5569711 | 1 | Grommet |
| 5 | 970029 | 5 | Capscrew 1/4-20 x 3/4 inch long hex head grade 5 |
| 6 | 987099 | 5 | Washer 1/4 medium lock |
| 7 | 986019 | 5 | Washer 1/4 medium flat |
| 8 | 3040082 | 1 | Terminal .250 tab male fully insulated 16/14 wire |
| 9 | 3040083 | 1 | Terminal .250 tab female fully insulated 16/14 wire |
| 10 | 3040065 | 1 | Terminal .250 tab female slip-on fully insulated 12/10 wire |
| 11 | 0162350 | 1 | Wire harness, platform lights |
| 12 | 3040038 | 1 | Fuse holder, in-line |
| 13 | 3040039 | 1 | Fuse, 10 amp capacity |



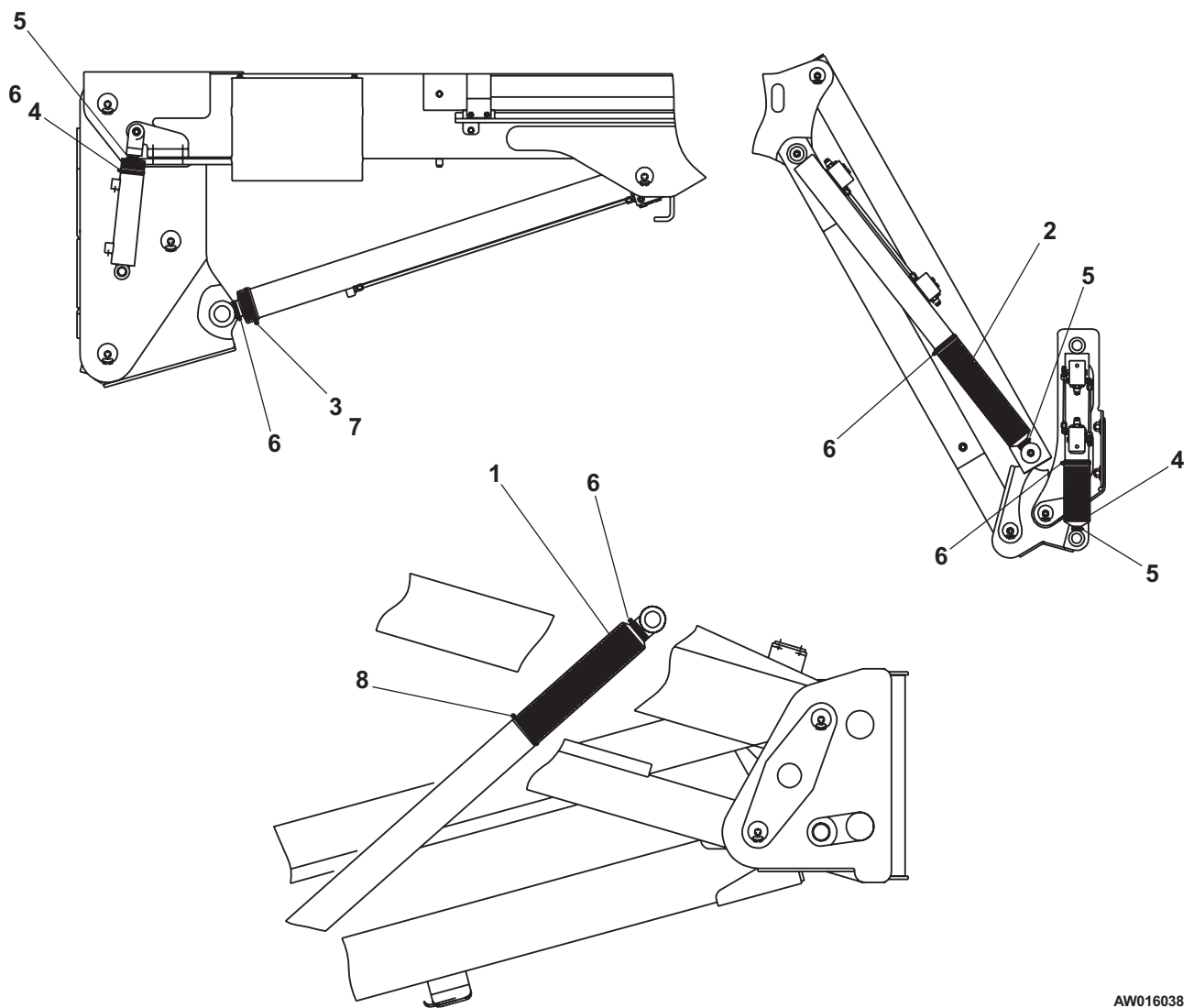
Wiring box



AWM00265

Sandblast kit

| item | part no | qty | description |
|------|---------|-----|-------------------------|
| 1 | 0161700 | 1 | Bellows, riser cylinder |
| 2 | 0161701 | 1 | Bellows, jib cylinder |
| 3 | 0161702 | 1 | Bellows, lift cylinder |
| 4 | 0161703 | 2 | Bellows, level cylinder |
| 5 | 5550020 | 3 | Clamp |
| 6 | 5550030 | 5 | Clamp |
| 7 | 5550050 | 1 | Clamp |
| 8 | 5550060 | 1 | Clamp |

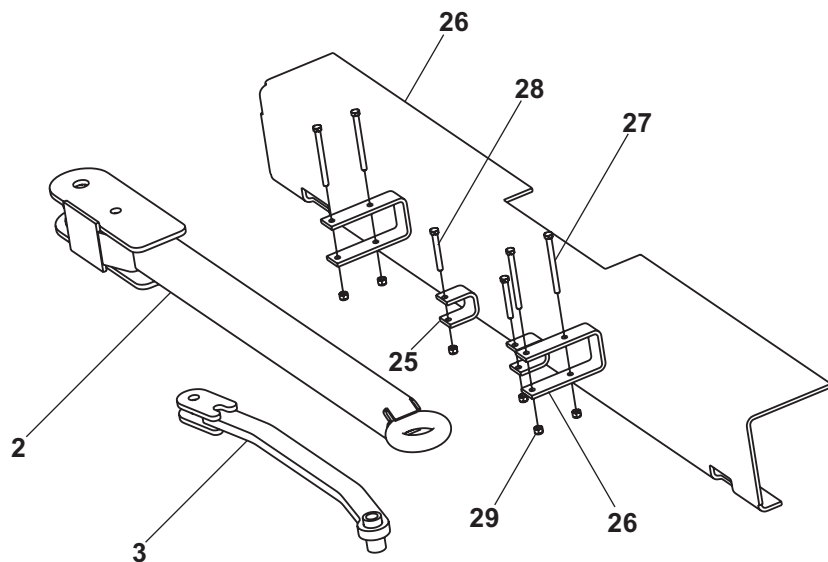


AW016038

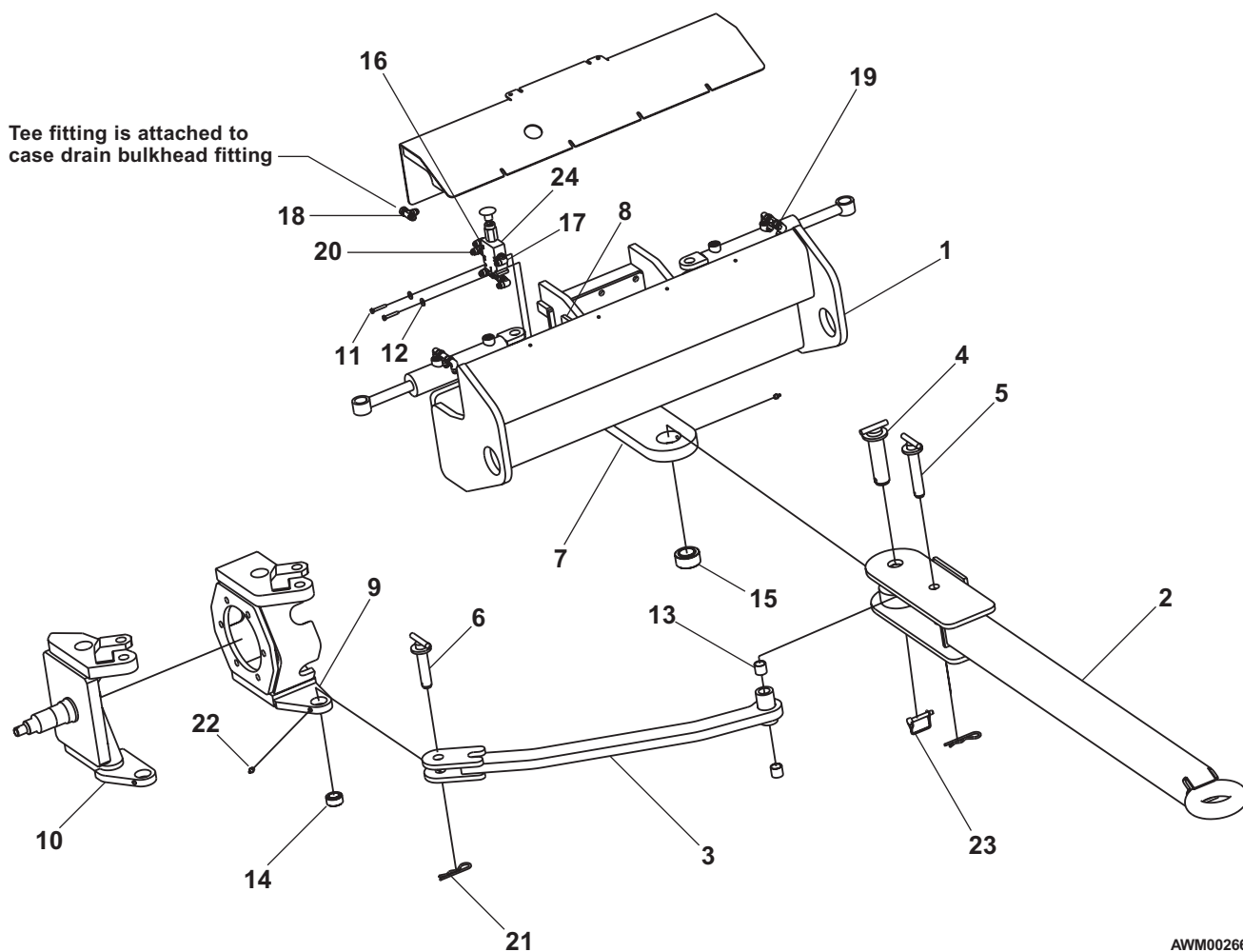
Tow package

| item | part no | qty | description |
|------|------------|-----|----------------------------------------------------|
| 1 | 0161768-99 | 1 | Bumper |
| 2 | 0161992-99 | 1 | Tow bar |
| 3 | 0161966 | 1 | Tie bar |
| 4 | 0161999 | 1 | Pin, tow bar mount |
| 5 | 0162001 | 1 | Tie rod wheel end |
| 6 | 0162003 | 1 | Tie rod tow bar end |
| 7 | 0162006 | 1 | Tow bar tongue |
| 8 | 0162447-99 | 1 | Mount, float valve |
| 9 | 0162454 | 1 | Plate, drive yoke |
| 10 | 0162455 | 1 | Plate, steer yoke |
| 11 | 970059 | 2 | Capscrew 1/4-20 x 1-1/2 inch long hex head grade 5 |
| 12 | 986019 | 2 | Washer 1/4 medium flat |
| 13 | 2500060 | 2 | Bearing |
| 14 | 2690001 | 1 | Bushing, 1 inch spherical plain |
| 15 | 2690008 | 1 | Bushing, 1-1/2 inch spherical plain |
| 16 | 5035305 | 4 | Straight thread 90° elbow |
| 17 | 5036505 | 1 | Straight thread branch tee |
| 18 | 5036705 | 3 | Swivel nut run tee |
| 19 | 5037005 | 5 | Swivel nut 90° elbow |
| 20 | 5065707 | 1 | Straight thread adapter |
| 21 | 5561550 | 2 | Hairpin clip pin |
| 22 | 5570001 | 2 | Grease fitting |
| 23 | 5580002 | 1 | Snapper pin |
| 24 | 6010616 | 1 | Float valve |
| 25 | 0110836-99 | 2 | Drag link storage cradle |
| 26 | 0181678-99 | 2 | Tow bar cradle |
| 27 | 488276 | 4 | Capscrew 1/2-13 x 6 inch long hex head grade 5 |
| 28 | 971009 | 2 | Capscrew 1/2-13 x 4 inch long hex head grade 5 |
| 29 | 5560039 | 6 | Nut 1/2-13 self locking |

Tow package



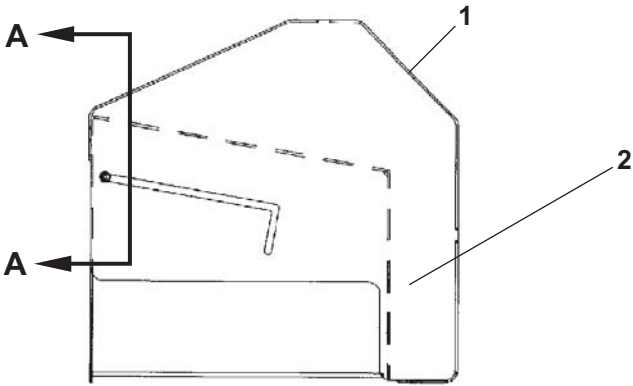
Tow bar cradle layout



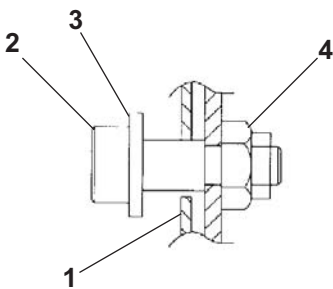
AWM00266

Upper control box cover

| item | part no | qty | description |
|------|------------|-----|------------------------------------|
| 1 | 0162297-99 | 1 | Cover, upper control box |
| 2 | 5560304 | 4 | Shoulder screw with locking pettet |
| 3 | 5560629 | 2 | Washer metric M6 flat |
| 4 | 984049 | 4 | Nut #10-24 hex |



Upper controls box

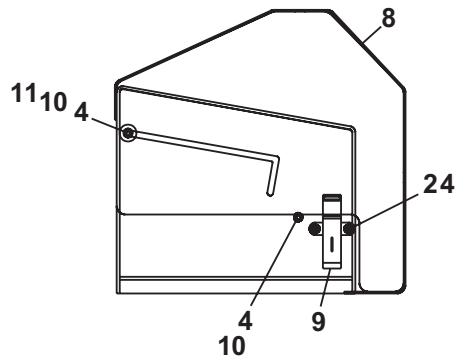


View A-A

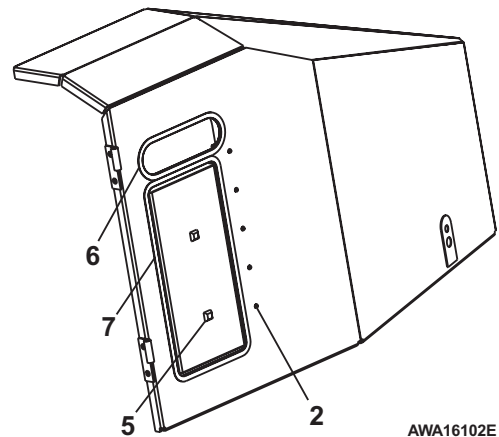
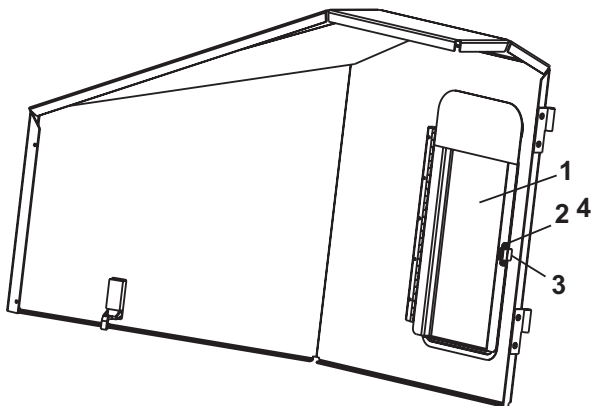
AW0160072

Vandalism protection

| item | part no | qty | description |
|------|------------|-----|-------------------------------------------------|
| 1 | 0162300-99 | 1 | Cover, lower control box |
| 2 | 974659 | 9 | Machine screw #10-24 x 1/2 inch long round head |
| 3 | 5516324 | 2 | Pull to open catch |
| 4 | 5560034 | 6 | Nut #10-24 self locking |
| 5 | 5560080 | 2 | Bumper |
| 6 | 25560083 | 1 | Trim lock x 24 inch long |
| 7 | 25560083 | 1 | Trim lock x 72 inch long |
| 8 | 0162297-99 | 1 | Cover, upper control box |
| 9 | 5510015 | 1 | Tension latch |
| 10 | 5560304 | 4 | Shoulder screw with locking pettet |
| 11 | 5560629 | 2 | Washer metric M6 flat |



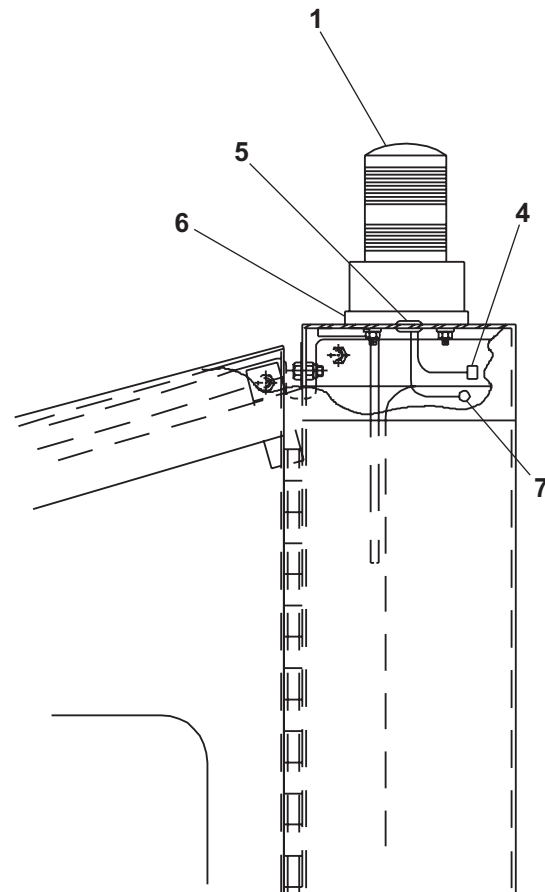
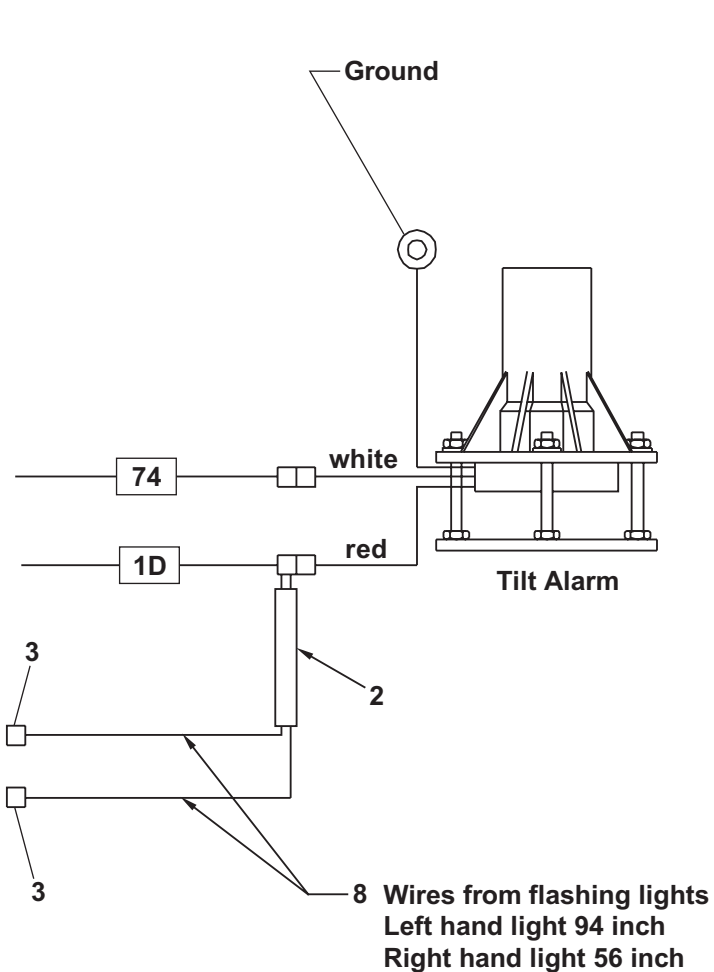
UPPER CONTROL BOX



AWA16102E

Warning lights

| item | part no | qty | description |
|------|---------|-----|-----------------------------------------------------|
| 1 | 3060083 | 1 | Warning light, amber lens |
| | 3060084 | 1 | Warning light, red lens |
| | 8160047 | 1 | Replacement bulb |
| 2 | 3090019 | 1 | Flexgard tube, 150 inch long |
| 3 | 3040082 | 2 | Terminal .250 tab male fully insulated 16/14 wire |
| 4 | 3040083 | 2 | Terminal .250 tab female fully insulated 16/14 wire |
| 5 | 5569003 | 2 | Grommet |
| 6 | 3040113 | 2 | Mounting base |
| 7 | 3044164 | 2 | Terminal #10 ring tongue insulated 16/14 wire |
| 8 | 3011601 | 1 | Wire 16 gauge single conductor x 150 inch long |



AW016028

To order service or repair parts

When placing an order for service or repair parts, please have the following information available for your machine.

- ✓ Machine model number
- ✓ Machine serial number
- ✓ UpRight part number
- ✓ Description of part
- ✓ Quantity of parts required
- ✓ Your purchase order number
- ✓ Address for order to "Ship To"
- ✓ Your desired shipment method

The parts order form on the following page may be mailed or faxed to the attention of Parts Worldwide at the following location:

UpRight Powered Access HQ
Vigo Centre
Birtley Road
Washington
Tyne & Wear
NE389DA

Tel: +44 (0) 1952 607 677
Fax: +44 (0) 1952 607 678

Attention: Parts Department

For your convenience, our electronic on-line ordering system is available at the following Internet location:

<http://www.upright.com>

ANSI and OSHA compliance

All owners and users of the aerial platform must read, understand, and comply with all applicable regulations. Ultimate compliance to OSHA regulations is the responsibility of the user and their employer.

ANSI publications clearly identify the responsibilities of all personnel who may be involved with the aerial platform. A reprint of the "Manual of Responsibilities for Dealers, Owners, Users, Operators, Lessors and Lessees of ANSI/SIA A92.5-2006 Boom-Supported Elevating Work Platforms" is available from UpRight dealers or from the factory upon request.

Copies are also available from:

Scaffold Industry Association
20335 Ventura Blvd. Suite 310
Woodland Hills, CA 91364-2471 USA

Manuals

Manuals are available from UpRight to support any of the machines that we produce.

The specific manuals for AB50JRT are as follows:

- ✓ Operator's Manual
UpRight part number - 0163520
- ✓ Repair Parts Manual
UpRight part number - 0163521
- ✓ ANSI Manual of Responsibilities
ANSI/SIA A92.5-2006

Record machine information here:

Model number

Serial number

Date of purchase

Purchased from

UpRight dealer or distributor

Local Distributor:

Lokaler Vertriebshändler:

Distributeur local:

El Distribuidor local:

Il Distributore locale:

USA

TEL: +1 (559) 443 6600
FAX: +1 (559) 268 2433



www.upright.com

Europe

TEL: +44 (0) 845 1550 058

PN- 508342-000