



UpRight MX15/MX19

Self-Propelled Lifts



- ◆ Very tight inside turning radius: 1 inch
- ◆ Narrow, compact lift maneuvers well in confined areas
- ◆ Lightweight, transports in most elevators
- ◆ Driveable through doorways with guardrails in place
- ◆ Standard roll-out deck extension
- ◆ Standard non-marking tires
- ◆ Fully proportional, one hand joystick controls
- ◆ All metal deck with slip-resistant surface
- ◆ Hydraulically-deployed pothole protection system
- ◆ Platform material loading system
- ◆ Swing-out service modules
- ◆ 5-year structural warranty



UpRight

UpRight MX15/MX19 Self-Propelled Lifts

Key Standard Features

- ◆ Roll-out deck extension
- ◆ Non-marking tires
- ◆ Swing-out service modules
- ◆ Tilt alarm, descent alarm
- ◆ Crane and forklift points
- ◆ Hydraulically-deployed pothole protection system
- ◆ Lift up rear guardrail to ease loading
- ◆ Ground view grates in deck extension

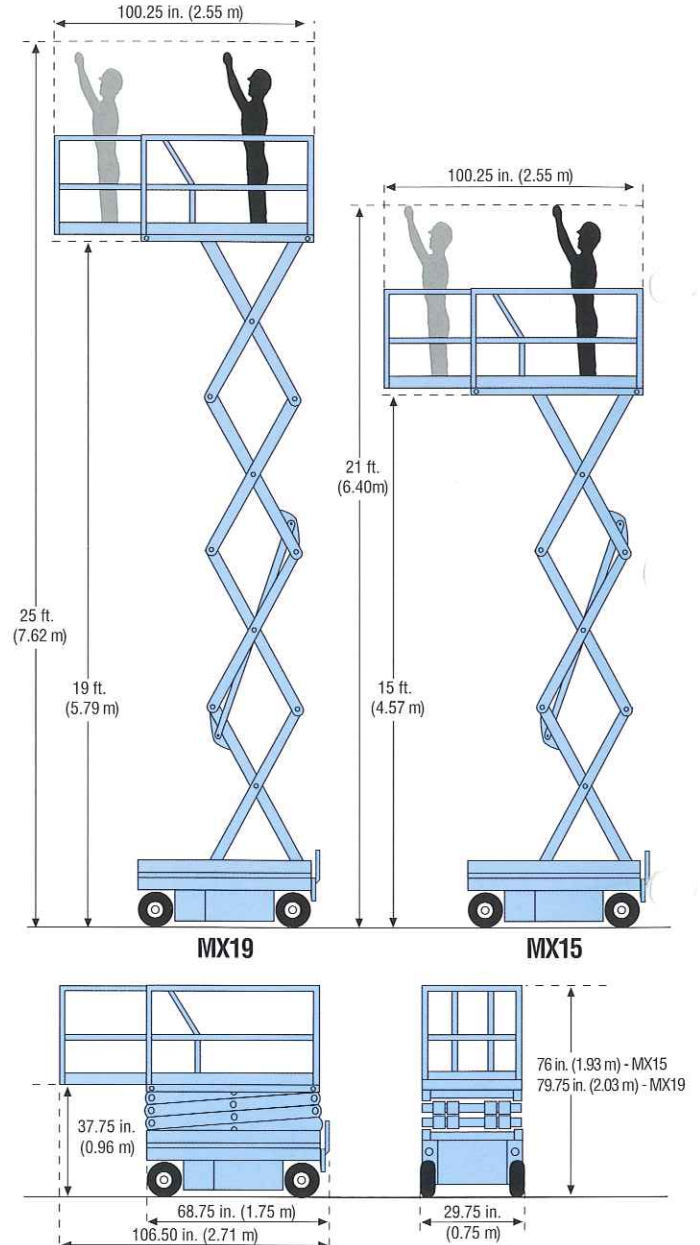
Specifications	MX15	MX19
Platform capacity (max.)	550 lbs. (250 kg)	500 lbs. (227 kg)
Platform size inside with deck extended	28.5 in. x 98.5 in. (0.72 m x 2.5 m)	28.5 in. x 98.5 in. (0.72 m x 2.5 m)
Weight	2,300 lbs. (1,043 kg)	2,500 lbs. (1,134 kg)
Working height	21 ft. (6.40 m)	25 ft. (7.62 m)
Platform height	15 ft. (4.57 m)	19 ft. (5.79 m)
Maximum drive height	15 ft. (4.57 m)	19 ft. (5.79 m)
Stowed height	76 in. (1.93 m)	79.75 in. (2.03 m)
Stowed Length	68.75 in. (1.75 m)	68.75 in. (1.75 m)
Width	29.75 in. (0.75 m)	29.75 in. (0.75 m)
Drive speed – maximum with platform raised	2.7 mph (4.4 km/h) 0.4 mph (0.6 km/h)	2.7 mph (4.4 km/h) 0.4 mph (0.6 km/h)
Gradeability	25% (14 degrees)	25% (14 degrees)
Inside turning radius	1 in. (25.4 mm)	1 in. (25.4 mm)
Ground clearance	3.75 in. (95 mm)	3.75 in. (95 mm)
Lift speed	12 seconds	15 seconds
Toe boards	6 in. (152 mm)	6 in. (152 mm)

Control system Smooth, one-hand joystick with proportional controls
 Drive system Dual front wheel hydraulic motors
 Tires 12 in. (0.31 m) diameter, solid rubber, non-marking
 Power source 24V 4 HP DC electric motor 4 x 6V 220 AH batteries
 Battery charger 25 amp automatic with ammeter
 Parking brake 2 wheel, spring-applied hydraulic and manual release

Options

- ◆ AC outlet on platform
- ◆ Hour meter/low voltage indicator
- ◆ Horn
- ◆ Removable controller
- ◆ Travel alarm

Meets or exceeds applicable requirements of OSHA and ANSI A92.6 – 1990.
 Specifications subject to change without notice. Photos and diagrams in this brochure are for promotional purposes only. Refer to appropriate UpRight Operator's manual for detailed instructions on the proper use and maintenance of this equipment. UpRight also manufactures a complete line of scaffolding and other aerial work platforms. Contact your UpRight distributor for information on other products.



UpRight

USA (800) 926-5438, (209) 891-5200 FAX (209) 896-9012

1775 Park Street, Selma, CA 93662

www.upright.com email: marketing@upright.com

Europe (353) 1-202-4100 FAX (353) 1-202-4101

Pottery Road, Dun Laoire, Ireland

Printed in U.S.A. Copyright UpRight, Inc. 1998. Form No. 303-980515-A